

**SUPPLEMENT DATED OCTOBER 17, 2019 TO THE PROSPECTUS DATED MAY 1, 2019, AS
AMENDED AND RESTATED OCTOBER 4, 2019**

FOR

**INSURED SERIES POLICY
ISP CHOICE (With Four Premium Payment Period Options)
ISP CHOICE (With Two Premium Payment Period Options)
FIRST CHOICE
TAX TAMER I
FIRST CHOICE BONUS ANNUITY
SPVL A MODIFIED SINGLE PREMIUM VARIABLE LIFE INSURANCE POLICY
VARIABLE UNIVERSAL LIFE INSURANCE POLICY**

OFFERED BY FORESTERS LIFE INSURANCE AND ANNUITY COMPANY

On October 17, 2019, the Independent Order of Foresters announced that it had entered into a Purchase and Sale Agreement with Nassau Life Insurance Company (“Nassau Life”) whereby Nassau Life will purchase Foresters Financial Holding Company, Inc. and, at the time the transaction closes, its sole subsidiary, Foresters Life Insurance and Annuity Company, Inc. (“FLIAC”). FLIAC is the issuer of your variable annuity or variable life insurance product. Foresters Financial Services, Inc. will continue in its role as principal underwriter of FLIAC’s variable insurance products until Nassau Life’s affiliated broker-dealer assumes the role of principal underwriter.

The sale of FLIAC is expected to be completed during early 2020, pending the satisfaction of customary closing conditions and regulatory approvals. No contract owner action is necessary at this time.

PLEASE RETAIN THIS SUPPLEMENT FOR YOUR FUTURE REFERENCE.

ISP Choice

A Level Premium Variable Life Insurance Policy
with two premium payment period options

Offered by
Foresters Life Insurance and Annuity Company

This booklet contains two prospectuses. The first prospectus is for our Level Premium Variable Life Insurance Policy, which we call ISP Choice. The second prospectus is for the First Investors Life Series Funds, which provides the underlying investment options for the policy.

May 1, 2019, as amended on October 4, 2019

ISP CHOICE

A Level Premium Variable Life Insurance Policy

with two premium payment period options

ISPC-15 & ISPC-WL

Offered By Foresters Life Insurance and Annuity Company Through First Investors Life Separate Account B.

40 Wall Street, New York, New York 10005 / 1(800) 832-7783

This prospectus describes an individual Level Premium Variable Life Policy (the "Policy") that is offered by Foresters Life Insurance and Annuity Company ("FLIAC", "We", "Us" or "Our"; "You" and "Your" refer to a prospective or existing owner of a Policy) through First Investors Life Level Premium Variable Life Insurance Separate Account B ("Separate Account B"). Two premium payment period options are available: 15-year ("ISP CHOICE-15" or "ISPC-15") and pay-to-age-100 ("ISP CHOICE-Whole Life" or "ISPC-WL"). An ISPC-15 Policy uses standard underwriting procedures. An ISPC-WL Policy uses standard underwriting procedures if issued with Face Amounts above \$150,000, and non-medical underwriting if issued with Face Amounts of \$150,000 or less.

Please read this prospectus and keep it for future reference. It contains important information, including all material benefits, features, rights and obligations under a Policy, that You should know before buying or taking action under a Policy. This prospectus is valid only when accompanied by the current prospectus for the Delaware VIP® Trust ("Funds" or "VIP Series").

The Securities and Exchange Commission ("SEC") has not approved or disapproved these securities or passed judgment on the accuracy or adequacy of this prospectus. Any representation to the contrary is a criminal offense.

FLIAC does not guarantee the performance of the segregated investment options under the Separate Account B that correspond to the series of the VIP Series. The Policy is not a deposit or obligation of, or guaranteed or endorsed by, any bank or

depository institution, or federally insured by the Federal Deposit Insurance Corporation, the Federal Reserve Board or any other agency. The Policy involves investment risk, including possible loss of principal amount invested.

The Policy may not be available in all states or jurisdictions. This prospectus does not constitute an offering in any state or jurisdiction in which such offering may not lawfully be made. FLIAC does not authorize any information or representations regarding the offering described in this prospectus other than as contained in this prospectus or any supplement thereto or in any supplemental sales material authorized by FLIAC.

The date of this prospectus is May 1, 2019, as amended on October 4, 2019.

This page intentionally left blank

CONTENTS

SUMMARY OF BENEFITS AND RISKS OF THE POLICY2

 Policy Benefits2

 Policy Risks.....4

 General Account Risk.....5

 Risks of the VIP Series.....5

FEE TABLES.....6

DESCRIPTION OF THE POLICY14

 Who We Are and How to Contact Us14

 How The Policy Works19

 Policy Application Process19

 Premiums.....20

 Premium Loans To Pay Premiums23

 Allocation of Net Premiums to Investment Options23

 The Death Benefit.....28

 Accumulation Value.....31

 Settlement Options34

 Optional Insurance Riders35

 Fees, Charges and Expenses43

 Periodic Charges Deducted from the Subaccount Value47

FEDERAL TAX INFORMATION.....50

Policy Proceeds50

Surrenders and Loans50

OTHER INFORMATION55

Voting Rights.....55

Reports56

Financial Statements56

APPENDIX A A-1

APPENDIX B..... B-1

SUMMARY OF BENEFITS AND RISKS OF THE POLICY

This summary outlines important benefits and risks associated with the Policy which You should consider before You make a decision to purchase a Policy. More detailed information about the Policy follows the summary.

POLICY BENEFITS

The Policy provides life insurance protection on the named Insured, and pays death benefit proceeds when the Insured dies while the Policy is in effect. You may select the amount of life insurance that You want, or the amount of premium that You will pay each year, within Company limits and subject to Our approval. The Policy is available with two premium payment period options. In the case of ISPC-15, You pay premiums for 15 years; in the case of ISPC-WL, You pay premiums until You reach age 100.

After the Policy is issued, Your premium payment period cannot be changed by You or Us, and the premium amount cannot be changed by You or Us (except for modal premium payment changes). The net amount of each premium remaining, after deduction of applicable Policy charges, is invested in Our Fixed Account and/or one or more investment Subaccounts in accordance with Your instructions. You may not invest more than 50% of

Your net premiums into the Fixed Account.

The Policy is designed to provide You with permanent life insurance protection as long as You pay Your premiums for the elected premium payment period. After that, the Policy remains in force for the life of the Insured, unless You choose to surrender Your Policy or You borrow against it to an extent that causes it to lapse.

Your premium will vary depending on the amount of life insurance and the premium payment period elected. In general, the longer that You pay Your premiums, the greater the life insurance coverage You will obtain per premium dollar. Thus, assuming the same premium, You will obtain more initial coverage by purchasing ISPC-WL and less initial coverage by purchasing ISPC-15.

Upon the death of the Insured, the Policy's death benefit will be paid to the named Beneficiary. The amount of the death benefit may increase above the Policy's guaranteed minimum death benefit (known as the "Face Amount") based upon the investment experience of the Subaccounts You select, and on the credited interest in the Fixed Account if chosen. **However, We guarantee that the death benefit will not be**

less than the Policy's Face Amount (the guaranteed minimum death benefit), reduced by any outstanding Policy loans, accrued loan interest, and due and unpaid premiums.

The Subaccounts invest in corresponding Funds of the VIP Series. Each Fund is a professionally managed mutual fund with its own investment objectives, strategies and risks. The Fixed Account, which is part of Our General Account, bears interest at a fixed guaranteed minimum interest rate, plus any additional interest that, in Our sole discretion, We may declare. Your Accumulation Value (see "Accumulation Value") and Variable Insurance Amount (see "The Variable Insurance Amount") will fluctuate based on a number of factors including the performance of the Subaccounts You select and the proportion of Your Accumulation Value which You allocate to the Fixed Account.

You may change Your allocation of future premiums subject to certain limitations. You may also change the allocation of Accumulation Values among the Subaccounts, or among the Subaccounts and the Fixed Account, through Transfers of Accumulation Value, or Automated Subaccount Reallocations, or Systematic Transfers. Changes to the allocations of Accumulation Values

are subject to certain conditions and restrictions described elsewhere in this prospectus.

You may borrow up to 75% of the Policy Cash Value during the first three Policy Years and up to 90% of the Cash Value thereafter, if You assign Your Policy to Us as sole security. While the receipt of the principal of a Policy loan is generally not taxable, the loan amount may become taxable under certain circumstances.

You may also fully surrender the Policy at any time while the Insured is living. The amount payable will be the Cash Value less any outstanding loan balance, including any accrued loan interest ("Surrender Value"). A surrender is a taxable event. You may surrender a portion of the Policy's Cash Value on any Policy anniversary provided You meet Our requirements. Partial surrenders are not permitted if You have an outstanding Policy loan. Partial surrenders may have adverse tax consequences and will reduce the guaranteed minimum death benefit and the death benefit.

Subject to availability in Your state (see Appendix A), We offer optional insurance riders to add benefits to the Policy. You pay an additional premium amount for each rider and certain age, insurance underwriting requirements, limitations and restrictions apply. The additional

rider premium is excluded from the invested net premium. You may terminate a rider at any time and Your premium will be adjusted accordingly. Premiums for certain optional riders are not necessarily level for the term of the rider. See “Optional Insurance Riders” for further details.

POLICY RISKS

Because of the insurance costs, the Policy is not suitable for You unless You need life insurance. If You have no need for life insurance, You should consider a different type of investment.

The Policy involves a long-term commitment on Your part, and You should have the intention and financial ability to make the required premium payments. It is not suitable as a short-term savings vehicle.

The Policy is different from fixed-benefit life insurance because You bear the investment risks. The death benefit and Cash Value will increase or decrease as a result of the investment experience of the Subaccounts You select. However, the guaranteed minimum death benefit is never reduced based on negative performance of the Subaccounts. We bear the investment risk that the Fixed Account will produce a return equal to at least principal plus the minimum guaranteed rate of return.

Because You may allocate no more than 50% of Your net premiums to the Fixed Account, investing in the Fixed Account does not eliminate investment risks.

If You make a partial surrender, reduce the Face Amount, eliminate a rider, or make any other material change to the Policy after it is issued, the Policy may become a modified endowment contract (“MEC”). See “Federal Tax Information — Surrenders and Loans” for more information. This can have adverse tax consequences to You.

If You decide to take Policy loans, they may reduce the future death benefit and Cash Values of Your Policy, whether or not You repay the loans, because loans may undermine the growth potential of Your Policy. While the receipt of the principal of a Policy loan is generally not taxable, it may be taxable if the loan is outstanding when the Policy is surrendered, exchanged, lapsed or converted to continued insurance, or if the Policy has been converted into a MEC. A Policy loan may also cause a Policy to terminate if the outstanding loan balance exceeds the Cash Value, due to fluctuation in the values of the Subaccounts selected or other factors. In such case, the entire amount of the loan balance is immediately taxable to the extent it exceeds Your basis in the Policy.

Your Policy may lapse if you fail to pay Your premiums (or Your loan balance exceeds the Cash Value). In such case, if You do not elect one of the continued insurance options, We will automatically purchase continued insurance with the Policy's Cash Value. This may delay but not avoid the lapse of Your Policy.

GENERAL ACCOUNT RISK

The assets of the General Account support Our insurance obligations and are subject to general liabilities from Our business operations and to claims by Our general creditors. Amounts allocated to the Fixed Account, and any guarantees under Your Policy that exceed Your Accumulation Value (such as those that may be associated with the death benefit), are paid from the General Account. Any such amounts that We are obligated to pay in excess of Your Accumulation Value are subject to Our financial strength and claims-paying ability.

RISKS OF THE VIP SERIES

You bear the investment risk of the Funds underlying the Subaccounts You select. The investment objectives, principal investment strategies, and principal risks of the Funds are described in the attached VIP Series prospectus. There is no

guarantee that any of the Funds will achieve its stated investment objective.

The following tables describe the fees and expenses that You will pay when buying, owning and surrendering the Policy. The cost of insurance charges and optional rider premiums shown may not be representative of what You will pay because these charges are based on the Insured’s age, sex and underwriting class. Your Policy will be accompanied by an illustration based on Your actual annual premium and guaranteed minimum death benefit as determined by the Insured’s age, sex, underwriting classification, payment frequency and optional riders selected.

The table below describes the transaction fees and expenses that You will pay under the Policy, depending upon which premium payment period is chosen. The minimum charge indicated is based on the lowest rate for Our representative Standard Non-tobacco (Standard NT) underwriting class. The maximum charge indicated is based on the highest possible charge at issue for our non-standard underwriting class (unless otherwise specified) up to Our maximum issue age for this class. The standard charge indicated is based upon Our representative Insured, a male age 35 in Our Standard Non-tobacco underwriting class at the time the Policy is issued.

Transaction Fees and Other Charges and Expenses					
Charge	When Charge is Deducted ⁽¹⁾	Amount Deducted			
Maximum Premium Charge Percentage Imposed on Premiums (the Load), inclusive of Policy Charge	Upon each premium payment ⁽²⁾	9.00% of each Premium Payment			
Maximum Surrender Charge (Per \$1,000 Face Amount Surrendered or Partial Surrendered)	Upon full or partial surrender within the first 15 years	Minimum	\$1.10		
		Maximum	\$50.00		
		Representative case ⁽³⁾	\$22.32		
Transfer Fees ⁽⁴⁾ (Limit of 6 transfers per Policy Year)	On 5th and 6th transfer	\$10			
Maximum Systematic Transfer Option Transfer Fee and Automated Subaccount Reallocation Transfer Fee	Upon transfer under the Systematic Transfer Option or Automated Subaccount Reallocation Option	\$10 ⁽⁵⁾			
Maximum Face Amount Charge (Per \$1,000 Face Amount) ⁽⁶⁾	Upon each premium payment		ISPC-15	ISPC-WL	
				Face Amount greater than \$150,000	Face Amount less than or equal to \$150,000
		Minimum	\$1.25	\$0.25	\$2.00
		Maximum	\$2.75	\$1.25	\$2.00
		Representative case ⁽³⁾	\$2.75	\$1.25	\$2.00
Maximum Policy Charge ⁽⁶⁾	Upon each premium payment	\$95			
Modal Premium Charge ⁽⁷⁾	Upon each premium payment	Annual: 0.000000 Semi-annual: 0.009996 Quarterly: 0.024273 Monthly: 0.039196			

Transaction Fees and Other Charges and Expenses (continued)					
Charge for Optional Rider	When Charge is Deducted ⁽¹⁾	Amount Deducted			
			IPC-15	SPC-WL	
				Face Amount greater than \$150,000	Face Amount less than or equal to \$150,000
Waiver of Premium	Upon each premium payment	As % of Total Premium			
		Minimum	0.11%	0.87%	0.87%
		Maximum	4.28%	5.46%	5.46%
		Representative case ⁽³⁾	0.34%	1.68%	1.68%
Accidental Death ⁽⁸⁾	Upon each premium payment	Per \$1,000 Face Amount of Rider			
		Minimum	\$1.25	\$1.00	\$1.00
		Maximum	\$1.50	\$1.25	\$1.25
		Representative case ⁽³⁾	\$1.25	\$1.00	\$1.00
Children's Term Life Insurance Rider	Upon each premium payment	Per \$1,000 Face Amount of Rider			
		Minimum	Not available	\$5.25	Not available
		Maximum	Not available	\$5.25	Not available
Spouse's Term Life Insurance Rider ⁽⁹⁾	Upon each premium payment	Per \$1,000 Face Amount of Rider			
		Minimum	Not available	\$0.62	Not available
		Maximum	Not available	\$15.70	Not available
10 Year Level Term Insurance Rider	Upon each premium payment	Per \$1,000 Face Amount of Rider			
		Minimum	\$0.42	\$0.42	Not available
		Maximum	\$43.27	\$43.27	Not available
		Representative case ⁽³⁾	\$2.70	\$2.70	Not available
15 Year Level Term Insurance Rider	Upon each premium payment	Per \$1,000 Face Amount of Rider			
		Minimum	\$0.44	\$0.44	Not available
		Maximum	\$21.97	\$21.97	Not available
		Representative case ⁽³⁾	\$2.02	\$2.02	Not available

20 Year Level Term Insurance Rider	Upon each premium payment	Per \$1,000 Face Amount of Rider			
		Minimum	Not available	\$0.44	Not available
		Maximum	Not available	\$67.24	Not available
		Representative case ⁽³⁾	Not available	\$2.82	Not available
Guaranteed Insurability Option Rider	Upon each premium payment	Per \$1,000 Face Amount of Rider			
		Minimum	\$0.32	\$0.17	Not available
		Maximum	\$5.77	\$5.56	Not available
		Representative case ⁽³⁾	\$2.71	\$2.54	Not available

(1) The table assumes that premiums are paid at issue and then on each Policy anniversary. If You pay Your premium on an installment basis over the course of a Policy Year, the charges, which are premium-based, will be prorated over those payments.

(2) The Policy allows You to select the period of time over which You will pay premiums. The transaction fees and other charges and expenses shown in the table apply to all premium payment periods unless specifically noted. There are two premium payment period options available. In the case of ISPC-15 You pay premiums for 15 years and in the case of ISPC-WL You pay premiums until You reach age 100.

(3) The Representative case is based on Our Representative Insured. This is a male, age 35 at the time the Policy is issued, and is in Our Standard Non-tobacco underwriting class. The guaranteed maximum premiums are shown.

(4) We charge a \$10 fee for transfers in excess of four per Policy Year including those involving the Fixed Account.

(5) Currently, transfers made under these options are not subject to any fee and are not included in the yearly transfer count for purposes of determining whether a transfer fee applies.

(6) Values shown reflect annual premium mode. Non-annual premium mode values will reflect modal adjustment factors (See "Premium Payment Mode Adjustment").

(7) The Modal Premium Charge is derived by multiplying the matching Modal Premium Percentages by the modal Premium (excluding any extra premium for substandard coverage and optional riders) less modal Premium Charge, Policy Face Amount Charge and Policy Charge. For example, for Our Representative Insured issued with a \$50,000 Face Amount ISPC-15 Policy, the Modal Premium Charge is \$5.73 if the Policyholder pays the premiums quarterly. This Modal Premium Charge is calculated as the quarterly Modal Premium Charge percentage of 0.024273 multiplied by the quarterly premium (excluding extra premiums) less quarterly Premium Charge, Policy Face Amount Charge and Policy Charge, which is equal to \$236.10. If You pay Your premiums annually, the Modal Premium Charge is zero.

(8) The benefit issued may not exceed \$200,000 less all of the Insured's accidental death benefit coverage in all other insurance companies.

(9) Only the level premium ranges for an initial 20 year period are shown. After the 20 year period, the premiums increase for subsequent level periods of 20 years or less. The spouse term rider is only available in an amount of \$25,000.

The next table describes the fees and expenses that We may deduct from Your Accumulation Value periodically over the life of the Policy. These fees and expenses do not include operating fees and expenses of the Funds.

Periodic Charges Other Than Fund Operating Expenses						
Charge	When Charge is Deducted	Amount Deducted				
Cost of Insurance ⁽¹⁾	Last Day of Policy Year and/or Upon Surrender ⁽²⁾		ISPC-15		ISPC-WL	
				Face Amount greater than \$150,000	Face Amount less than or equal to \$150,000	
		Minimum ⁽³⁾	\$0.18 per \$1,000 of net amount at risk (NAR)		\$0.43 per \$1,000 NAR	
		Maximum ⁽³⁾	\$1,000 per \$1,000 NAR			
		Representative Case ⁽⁴⁾	\$1.12 per \$1,000 NAR			
Mortality and Expense Risk Charge	Daily	Effective Annual Rate of Your Subaccount Value	Year(s)	ISPC-15	ISPC-WL	
					Face Amount greater than \$150,000	Face Amount less than or equal to \$150,000
			1 to 15	0.50 %	0.50%	0.50%
			16 to 20	0.25 %	0.50%	0.50%

			21 and beyond	0.25 %	0.25%	0.25%
Policy Loan Interest	Policy Anniversary	6% of the outstanding loan ⁽⁵⁾				
Income Tax Charge ⁽⁶⁾	Not charged	None deducted				

(1) Your cost of insurance charges will be determined by the insurance rates applicable to Your Policy based upon the Insured's age, sex, Underwriting Class of Risk, as well as the net amount at risk (NAR). As a result, the charges disclosed above may not be representative of the charges You will actually pay. You may obtain more information about the charges You will incur by contacting Your representative. The NAR under a Policy is equal to the Policy's guaranteed minimum death benefit, plus the Variable Insurance Amount, minus the Accumulation Value. The NAR may decrease or increase each year depending on the investment experience of the Subaccount(s) and/or the Fixed Account selected.

(2) If the Total Benefit Base at the end of the first Policy Year is less than the cost of insurance due, the balance will be included in the cost of insurance charged on the last day of the following Policy Year.

(3) The minimum charge reflects the annual cost of insurance rate per \$1000 of NAR for a female, age 5 for ISPC-15, and for a female, nonsmoker, age 18 for ISPC-WL. The maximum charge reflects the annual cost of insurance rate per \$1000 of NAR for all rating classifications at age 120.

The maximum first year cost of insurance charge based on the maximum issue age for the Policy is equal to \$17.41 per \$1000 of NAR for ISPC-15 and ISPC-WL.

(4) The representative case is based on Our representative Insured. This is a male, age 35 at the time the Policy is issued and is in Our standard non-tobacco underwriting class. There is no difference in the cost of insurance between the standard and non-standard class. The charge indicated is the maximum rate We can deduct for the first year cost of insurance charge.

(5) Because We transfer from the Separate Account to Our General Account an amount equal to the amount of the loan, while the loan is unpaid, We credit You into Your chosen Subaccount(s) interest at an effective annual rate of 4% for the amount maintained in the General Account. As a result, the net interest rate as a cost to You is 2%.

(6) We reserve the right to impose this charge if We incur taxes attributable to Separate Account B.

The next table below describes the range of fees and expenses for the Funds that You will indirectly pay during the time that You own the Policy. The table shows the minimum and maximum Total Annual Fund Operating Expenses as of October 4, 2019. These expenses may be higher or lower in the future. More detail concerning each Fund's fees and expenses is contained in the accompanying prospectus for the Funds.

Total Annual Fund Operating Expenses

	Minimum	Maximum
Range of expenses that are deducted from Fund assets, including management fees and other expenses.	0.75%	0.90%

WHO WE ARE AND HOW TO CONTACT US

Foresters Life Insurance and Annuity Company ("FLIAC", "We" and "Our") with its home office located at 40 Wall Street, New York, New York 10005, is a stock life insurance company incorporated under the laws of the State of New York in 1962. We issue life insurance policies and annuity contracts.

FLIAC is part of Foresters Financial Holding Company, Inc. ("FFHC"), a holding company, which owns all of the voting common stock of FLIAC. Other affiliates of FLIAC include: Foresters Financial Services, Inc. ("FFS"), the distributor of the Policies and Foresters Investor Services Corporation ("FIS"), the sub-transfer agent for the VIP Series.

For information or service concerning a Policy, You can contact Us in writing at Our Administrative Office, located at Raritan Plaza 1, Edison, NJ 08837. You can call Us at 1-800-832-7783 between the hours of 9:00 a.m. to 6:00 p.m., Eastern Time, or fax Us at 732-510-4209. You can also contact Us through Our website at www.foresters.com.

You should send any payments, notices, elections, or requests, as well

as any other documentation that We require for any purpose in connection with Your Policy to Our Administrative Office. No such payment, notice, election or request will be treated as having been "received" by Us until We have actually received it, as well as any related forms and items that We require, all in complete and Good Order (i.e., in form and substance acceptable to Us) at Our Administrative Office. We will notify You and provide You with an address if We designate another office for receipt of information, payments and documents.

Separate Account B

We issue the Policies described in this prospectus through Our Separate Account B. We established Separate Account B on June 4, 1985, under the provisions of the New York Insurance Law. Separate Account B is registered with the SEC as a unit investment trust under the Investment Company Act of 1940, as amended (the "1940 Act").

We segregate the assets of Separate Account B from the assets in Our general account (the "General Account"). The assets of Separate Account B fall into two categories: (1) assets equal to Our reserves and other liabilities under the Policies and

(2) additional assets derived from expenses that We charge to Separate Account B. The assets equal to Our reserves and liabilities support the Policy. We cannot use these assets to satisfy any of Our other liabilities. The assets We derive from Our charges do not support the Policy, and We can transfer these assets in cash to Our General Account. Before making a transfer, We will consider any possible adverse impact that the transfer may have on Separate Account B.

All the income, gains and losses (realized or unrealized) allocated to Separate Account B are credited to or charged against Separate Account B without regard to Our other business. We are obligated to pay all amounts promised to Policyowners under the Policies even if these amounts exceed the assets in Separate Account B. Assets allocated to Separate Account B support the benefits under the Policy. The assets are in turn invested by each Subaccount of Separate Account B into a corresponding Fund at net asset value. Therefore, We own the shares of the underlying Funds, not You.

Each Subaccount reinvests any distributions it receives from a Fund by purchasing additional shares of the distributing Fund at net asset value. Accordingly, We do not expect to pay You any capital distributions from the Policies.

The Fixed Account

The Fixed Account is not part of Separate Account B. It is part of Our General Account. The General Account consists of all assets owned by Us, other than those in Separate Account B or in any other legally segregated separate accounts. The assets of the General Account support Our insurance obligations and are subject to general liabilities from Our business operations and to claims by Our general creditors. The assets of the General Account can be invested as We choose, subject to certain legal requirements. We guarantee that any assets that You choose to allocate to the Fixed Account will earn at least the minimum effective annual interest rate of 2%.

We may, but are not required to, declare interest in excess of this rate ("excess interest"). In the event that We declare excess interest, We are not required to guarantee that it will remain in effect for any specific period of time. Therefore, We may reduce or eliminate such excess interest at any time without prior notice to You. However any excess interest already credited to Your account is non-forfeitable. You do not share in any gains or losses that We experience in the Fixed Account or Our General Account. We bear the entire risk that the investments in Our General Account may not achieve the

minimum guaranteed or declared rates of return.

Amounts allocated to the Fixed Account, and any guarantees under Your Policy that exceed Your Policy Accumulation Value (such as those that may be associated with the death benefit), are paid from the General Account. Any such amounts that We are obligated to pay in excess of Your Policy Accumulation Value are subject to Our financial strength and claims-paying ability. The Fixed Account is not registered under the Securities Act of 1933. Moreover, neither the Fixed Account nor the General Account is registered as an investment company under the 1940 Act. Disclosures regarding the Fixed Account, however, are subject to certain generally applicable provisions of the federal securities laws relating to the accuracy and completeness of statements made in the prospectus.

VIP Series

On October 4, 2019, each series of the First Investors Life Series Funds managed by Foresters Investment Management Company, Inc. an affiliate of FLIAC, which prior to that date were the only funds available to Contractowners, reorganized into a substantially similar series of the Delaware VIP[®] Trust, managed by Delaware Management Company ("DMC"), a series of Macquarie

Investment Management Business Trust.

Each of the Subaccounts available under the Policy invests in a corresponding Fund of the VIP Series. Each Fund is an open-end management investment company registered with the SEC under the 1940 Act. The VIP Series consists of a variety of separate Funds, twelve (12) of which are available to Policyowners of Separate Account B. Each of the Funds offers its shares only through the purchase of a Policy or another variable life or variable annuity contract issued by FLIAC or by other insurance companies. The VIP reserves the right to offer shares to other separate accounts or directly to Us.

The VIP Series are selected to provide an appropriate range of investment options for persons invested in the Policies from conservative to more aggressive investment strategies. DMC is the investment adviser of the VIP Series and receives investment management fees for its services. DMC pays a portion of its investment management fees to subadvisers who manage certain of the VIP Series. DMC is a series of Macquarie Investment Management Business Trust, a Delaware statutory trust, and is located at 2005 Market Street, Philadelphia, PA 19103. DMC has retained Smith Asset Management Group, L.P., 100 Crescent Court-Suite

1150, Dallas, Texas 75201 to serve as subadviser of the Delaware VIP Growth Equity Series and Ziegler Capital Management, LLC, 70 West Madison Street, 24th floor, Chicago, IL 60602 to serve as subadviser for the Delaware VIP Covered Call Strategy Series. In addition, DMC may seek investment advice, recommendations and/or allow security trades on its behalf for Funds in the VIP Series by certain of its affiliates which have specialized market knowledge in relevant areas and which it has engaged as a subadvisor to Funds in the VIP Series. These affiliated subadvisors include, Macquarie Investment Management Austria Kapitalanlage AG, Kaerntner Strasse 28, 1010 Vienna , Austria, with respect to the Delaware VIP Fund For Income Series, Delaware VIP Limited Duration Bond Series, Delaware VIP Total Return Series and Delaware VIP Investment Grade Series; Macquarie Investment Management Global Limited, 50 Martin Place, Sydney Australia with respect to the Delaware VIP Fund For Income Series, Delaware VIP Equity Income Series, Delaware VIP Growth and Income Series, Delaware VIP Opportunity Series, Delaware VIP Limited Duration Bond Series, Delaware VIP Special Situations Series, Delaware VIP International Series, Delaware VIP Total Return Series and Delaware VIP Investment Grade Series; Macquarie Investment Management Europe

Limited, 28 Ropemaker Street, London, England with respect to the Delaware VIP Fund For Income Series, Delaware VIP Limited Duration Bond Series, Delaware VIP Total Return Series and Delaware VIP Investment Grade Series; Macquarie Funds Management Hong Kong Limited, Level 18, One International Finance Centre, One Harbour View Street, Central, Hong Kong, with respect to the Delaware VIP Equity Income Series, Delaware VIP Growth and Income Series, Delaware VIP Opportunity Series, Delaware VIP Special Situations Series, Delaware VIP International Series and Delaware VIP Total Return Series. See the VIP Series prospectus for more information about the investment adviser and subadvisers.

Although some of the Funds have similar names, the same portfolio manager(s) and the same investment objectives as other publicly available mutual funds, they are separate and distinct from these mutual funds. The Funds will have different portfolio holdings and fees so their performances will vary from the other mutual funds.

The following table includes the investment objective for each Fund that is available under the Policy. There is no guarantee that any of the Funds will achieve its stated objective. There is a Subaccount with a similar name as its corresponding

underlying Fund. The following table also identifies the Subaccount that corresponds with each Fund. You bear the entire investment risks of the Funds You select through the corresponding Subaccounts. The degree of investment risk You assume will depend on the Subaccounts (and the underlying Funds they invest in) You select. You should consider Your allocations carefully. The investment objectives, principal investment strategies, principal risks and management of the Funds are described in the accompanying VIP Series prospectus. You may obtain a VIP Series prospectus by writing to Us

at Our Administrative Office, located at Raritan Plaza 1, Edison, NJ 08837, calling Us at 1-800-832-7783 between the hours of 9:00 a.m. to 6:00 p.m., Eastern Time, or faxing Us at 732-510-4209. You also can obtain a VIP Series prospectus www.delawarefunds.com/dcio/literature

Subaccount	Fund	Investment Objective
Covered Call Strategy Subaccount	Delaware VIP Covered Call Strategy Series	Long-term capital appreciation.
Equity Income Subaccount	Delaware VIP Equity Income Series	Total return.
Fund For Income Subaccount	Delaware VIP Fund For Income Series	High current income.
Government Cash Management Subaccount	Delaware VIP Government Cash Management Series	Current income consistent with the preservation of capital and maintenance of liquidity.
Growth and Income Subaccount	Delaware VIP Growth and Income Series	Long-term growth of capital and current income.
International Subaccount	Delaware VIP International Series	Long-term capital growth.
Investment Grade Subaccount	Delaware VIP Investment Grade Series	A maximum level of income consistent with investment primarily in investment grade debt securities.
Limited Duration Bond Subaccount	Delaware VIP Limited Duration Bond Series	Current income consistent with low volatility of principal.
Opportunity Subaccount	Delaware VIP Opportunity Series	Long-term capital growth.
Growth Equity	Delaware VIP Growth	Long-term growth of capital.

Subaccount	Equity Series	
Special Situations Subaccount	Delaware VIP Special Situations Series	Long-term growth of capital.
Total Return Subaccount	Delaware VIP Total Return Series	Sustainable current income with potential for capital appreciation with moderate investment risk.

HOW THE POLICY WORKS

The Policy is described as "variable" because the amount of Your death benefit, Accumulation Value and loan value (the amount You can borrow) may increase or decrease depending on, among other things, the investment performance of the Subaccount(s) You select. You bear the entire investment risk with respect to that portion of the Policy's Accumulation Value which is allocated to the Separate Account B Subaccounts. We bear the investment risk with respect to that portion of the Policy's Accumulation Value which is allocated to the Fixed Account. We also guarantee that the death benefit will never be less than the Face Amount (adjusted for Policy loans, accrued loan interest and any partial surrenders), if You pay all of Your premiums.

The following discussion describes how the Policy works. It generally assumes that premiums have been duly paid and there have been no Policy loans. The death benefit and Accumulation Value are affected if

premiums are not duly paid or if a Policy loan is made.

POLICY APPLICATION PROCESS

To purchase a Policy, You must submit a completed life insurance application to Us and provide Us with evidence of insurability that is satisfactory to Us. Before issuing a Policy, We conduct underwriting to determine the proposed Insured's insurability.

For ISPC-WL issued with a Face Amount over \$150,000 and ISPC-15, We conduct standard underwriting. Standard underwriting may include, but is not limited to, the testing of blood and urine, a physical examination, communication with the proposed Insured's physician or other tests We feel are necessary or appropriate. The amount of information We require for standard underwriting depends on the proposed Insured's age and the amount of insurance for which the proposed Insured has applied.

We conduct non-medical underwriting for ISPC-WL issued with a Face Amount less than or equal to \$150,000. Non-medical underwriting bases the insurability decision on the

following information: Parts I and II of the Application for Life Insurance, a report from MIB, Inc. (formerly known as the Medical Information Bureau), a report from the Department of Motor Vehicles and a report from a pharmacy database. These non-medical underwriting requirements generally result in shorter underwriting time, faster Policy issue, larger premiums and higher Policy charges as a percentage of face amount than ISPC-WL issued using standard underwriting procedures.

We assume a greater mortality risk with ISPC-WL issued with Face Amount less than or equal to \$150,000 than the other Policy options due to the non-medical underwriting procedure.

The mortality risk that We assume is that the Insured will live for a shorter time than We estimated, or the guaranteed minimum death benefit will be payable regardless of the performance of the Funds.

If Your application is accepted, We will credit Your Policy with the initial net premium on the date that the Policy is issued. Until such time, Your initial premium is held in the General Account, during which time it may earn interest. If a Policy is not issued, We will return Your premium without interest. We reserve the right to reject any application for any reason,

including but not limited to failure to meet Our underwriting criteria. The Insured will be covered under the Policy as of the Policy's issue date.

PREMIUMS

Premium Payment Period Choice

The Policy premiums are "level" because You pay the same amount each year for the premium payment period. The premium payment period is 15 years for ISPC-15, and until age 100 for ISPC-WL. Once You select Your premium payment period (i.e., the number of years that premiums must be paid), the period is fixed. It cannot be changed by You or Us, nor can the amount of the premium be changed (except as noted below under "The Frequency of Your Payments" and "Optional Insurance Riders"). After You have made the scheduled payments for the premium payment period, the Policy will stay in force for the life of the Insured unless You decide to surrender it or You borrow against it to the extent that it lapses. When referring to the life of the Insured, We mean up to a maximum age of 120.

In determining which payment period option to select (i.e. 15 years or until age 100) You should consider a number of factors, including the amount of coverage that You want. For a given premium amount for any single insured, the amount of

coverage available under ISPC-WL is greater than the amount of coverage available under ISPC-15.

The following example demonstrates premium amount and amount of insurance for the two premium payment period options where the Insured is a standard issue, 35 year old male non-tobacco user.

Male – Standard Issue Non-Tobacco Age 35	ISPC-15	ISP-WL	
		Face Amount greater than \$150,000	Face Amount less than or equal to \$150,000
\$50,000 Face Amount will cost	\$1,244 Annual Premium	Not applicable	\$757 Annual Premium
\$1,000 Annual Premium will buy	\$39,382 Face Amount	Not applicable	\$68,353 Face Amount

The Amount of Your Premiums

The premium You pay is determined by the premium payment period You choose (i.e. 15 years or until age 100), the amount of guaranteed minimum death benefit, the underwriting classification of the Insured and the frequency of the premium payments. We cannot increase this premium amount. However, there is an additional premium charge if You ask Us to accept Your premiums on other than an annual basis (see “Premium Mode Adjustment”).

The Policies are only issued if premium and Face Amount exceed the following minimum requirements. The minimum annual premium to issue a Policy is \$750 (i.e. combined base premium and policy fee of \$95 should be greater than or equal to \$750) for both ISPC-15 and ISPC-WL. Additional premiums for any riders that You may select or substandard extras are excluded in this minimum

requirement. For ISPC-15, the minimum Face Amount is \$100,000 for Preferred Plus NT and Preferred NT; and it is \$50,000 for Standard NT and Standard TU. ISPC-WL has a minimum Face Amount requirement of \$25,000.

In setting premium rates, We took into consideration actuarial estimates of projected death and surrender benefit payments, lapses, expenses, investment returns, and a contribution to Our surplus.

The Frequency of Your Payments

You pay premiums under a Policy for the premium payment period. Premium payments are due on or before the due dates at Our Administrative Office. If You pay early, We will place Your premium payment in Our General Account and, on the day that it is due, We will allocate the premium to the Subaccount(s) that You have selected. You may choose to pay Your premiums on a semi-annual, quarterly or monthly basis. If You do so, You

will be subject to an additional charge. As a result, Your premium amounts will be higher, but the net amount allocated to Subaccounts will not increase by the entire amount the premium increases.

You may only pay premiums monthly if You authorize Us to electronically deduct premiums from Your bank account ("Lifeline"). We are not liable for any bank charges that You may incur if You fail to maintain a sufficient balance in Your bank account to pay the premiums. To change the frequency of Your premium payment, You must notify Us prior to Your next premium due date, which coincides with the new frequency premium due date. We will then re-compute Your premium amount and bill You accordingly.

PREMIUM LOANS TO PAY PREMIUMS

You may elect in the application or in a written request to Our Administrative Office to have any premium due (except for the initial premium) paid by an automatic loan against the Policy. Under the automatic premium loan provision, any premium not paid before the end of the grace period (31 days after a missed premium due date) is paid by an automatic loan against the Policy.

You may elect the automatic loan provision only if Your premium is not

in default and the resulting Policy loan and loan interest to the next premium due date does not exceed the maximum loan value of Your Policy (see "Policy Loans"). If You do not resume paying premiums, the loans will continue to be used to pay Your premiums as they become due. This could eventually cause Your Policy to lapse, which could have adverse tax and other consequences. You may revoke the automatic premium loan provision at any time by written request. The revocation is effective when We receive it at Our Administrative Office.

ALLOCATION OF NET PREMIUMS TO INVESTMENT OPTIONS

When You purchase a Policy, You select the percentage allocation of Your premium to the Subaccounts of Separate Account B and/or the Fixed Account.

Your allocations are subject to the following constraints:

1. Allocation percentages must be in whole numbers;
2. Allocation percentages must add to 100%; and
3. The allocation percentage for the Fixed Account may not exceed 50%.

On the Policy's issue date, the proportion of the initial net premium You designated for the Fixed Account will be allocated to the Fixed Account.

The remainder of the initial net premium You designated for the Subaccounts will be allocated to the Government Cash Management Subaccount for a period of 20 days. On the 21st day, the Subaccount Benefit Base (the value of the assets allocated to the Subaccounts) in the Government Cash Management Subaccount will be reallocated to the Subaccounts You designated on the Subaccount Allocations section of the application. This reallocation will occur as of the end of the 20th day following the issue date. If that day is not a Business Day, then the reallocation will occur as of the end of the next Business Day. Subsequent premiums will be allocated according to Your allocation percentages on file, unless You request a change in Your allocation percentages. A change in the allocation percentages for future premiums will affect reallocations occurring under the Automated Subaccount Reallocation Option. See “Automated Subaccount Reallocation Option” for additional information.

The net premium is credited to Your Policy on the Policy's issue date and on each premium due date thereafter, whether or not You have paid a premium by its due date. Your net premiums buy units of the Subaccounts and not shares of the Funds in which the Subaccounts invest.

Reallocating Your Policy Assets

Subject to the restrictions discussed below, You may change the allocation of Your Net Benefit Base (the value of the Subaccount Benefit Base plus the Fixed Account Benefit Base) among the Subaccounts, or among the Subaccounts and the Fixed Account, through a Transfer of Net Benefit Base by written notice, participation in Our Systematic Transfer Option, participation in Our Automated Subaccount Reallocation Option or by telephone. Only the Automated Subaccount Reallocation Option or the Systematic Transfer Option, but not both, may be in effect at the same time.

Transfer of Net Benefit Base

You may transfer all or a portion of the Net Benefit Base between any two or more of the Subaccounts, or between one or more Subaccounts and the Fixed Account by providing Us with written notice of your request or by calling 1(800)832-7783. There is a limit of six transfers between two or more Subaccounts in any 12-month period. Only one transfer of the Net Benefit Base either to or from the Fixed Account is allowed in any 12-month period. The minimum transfer amount is \$100. Each transfer from the Fixed Account is limited to the greater of \$1,000 or 25% of the Fixed Account Benefit Base (the value of

the assets allocated to the Fixed Account). Each transfer to the Fixed Account may not be more than the amount that would cause the ratio of the Fixed Account Benefit Base to the Net Benefit Base to exceed 50%.

We charge a \$10 fee for transfers in excess of four per Policy Year, including those involving the Fixed Account. A transfer of Net Benefit Base made while the Automated Subaccount Reallocation Option is in effect automatically terminates the Automated Subaccount Reallocation Option. Requests for transfers are processed as of the Business Day We receive them, as described in “Processing Transactions”. We may defer transfers under the conditions described under “Payment and Deferment”.

Telephone Transfer Option

You may make transfers of Net Benefit Base as described above via telephone by calling 1(800)832-7783. You will be required to provide certain information for identification purposes when requesting a transaction by telephone and we may record your telephone call. We may require written confirmation of your request.

We will not be liable for losses resulting from telephone requests that we believe are genuine. We reserve the right to revoke or limit

Your telephone transaction privileges. Telephone privileges may be denied to market timers and frequent or disruptive traders.

We cannot guarantee that telephone transactions will always be available. For example, there may be interruptions in service beyond our control such as weather-related emergencies.

Systematic Transfer Option

You may request that a specified dollar amount be transferred from any one or more Subaccounts (the “originating Account(s)”) to any one or more other Subaccounts (the “receiving Account(s)”) at monthly or quarterly intervals, as selected. The first such systematic transfer occurs on the first Business Day of the Policy Month or Policy Quarter (successive one-month and three-month periods, respectively, measured from the issue date) that next follows the date We receive Your request. Transfers under this option may not be designated either to or from the Fixed Account. The minimum amount that may be transferred either from or to any one Account is \$100. All transferred amounts must be specified in whole dollars.

The Systematic Transfer Option will terminate as to an originating Account if and when that Account is depleted. Such termination as to one

originating Account will not have the effect of increasing any amounts thereafter transferred from other originating Accounts under the Systematic Transfer Option. Currently, transfers made under this option are not subject to any fee and are not included in the yearly transfer count for purposes of determining whether a transfer fee applies; see “Transfer of Net Benefit Base” above. However, We reserve the right to impose a charge in the future for this option not to exceed \$10. The Systematic Transfer Option terminates if and when the Benefit Base remaining in all of the originating accounts is depleted. We may terminate this option or modify Our rules governing this option at Our discretion by giving you 31 days written notice.

Automated Subaccount Reallocation Option

If You request, We will automatically reallocate the Subaccount Benefit Base at quarterly intervals according to the most recent premium allocation instructions on file with Us. The first such reallocation will occur on the first Business Day of the Policy Quarter that next follows the date on which We receive Your request.

Upon reallocation, the amount of Net Benefit Base allocated to each

Subaccount is equal to (a) multiplied by (b), where:

(a) is equal to:

1. The allocation percentage You have specified for that Subaccount; divided by
2. The sum of the allocation percentages for all such Subaccounts; and,

(b) is equal to the sum of the Benefit Bases in all of the Subaccounts at the time of the reallocation.

Any requested changes in Your premium allocation instructions are reflected in the next quarterly reallocation following the change. The reallocation will only affect the allocation of Benefit Bases among the Subaccounts. It will not affect the Fixed Account Benefit Base.

Reallocation transfers of Subaccount Benefit Base made under this option are not subject to the minimum transfer amount described under “Transfer of Net Benefit Base”.

Currently, transfers made under this option are not subject to any fee and are not included in the yearly transfer count for purposes of determining whether a transfer fee applies. However, We reserve the right to impose a charge for this option in the future not to exceed \$10.

A transfer of Net Benefit Base made while this Automated Subaccount

Reallocation Option is in effect automatically terminates the option. You may subsequently re-elect this option by providing Us with notice. We may terminate or modify Our rules governing this option by giving You 31 days written notice.

Our Policies on Frequent Reallocations Among Subaccounts

The Policy is designed for long-term insurance/investment purposes. It is not intended to provide a vehicle for frequent trading or market timing. We therefore limit reallocations to six per Policy Year (not counting systematic and automated reallocations). We apply this limitation uniformly to all Policies.

We monitor Subaccount reallocations in an effort to prevent Policyowners from exceeding the annual limit on reallocations. We cannot guarantee that Our monitoring efforts will be effective in identifying or preventing all market timing or frequent trading activity in the Subaccounts.

We will only accept a transaction request that is in writing or made by telephone, and complies with our requirements for such requests. We will not accept transaction requests by any other means, including, but not limited to, facsimile or e-mail requests. As described in the VIP Series prospectus, the Board of Trustees of the Funds has adopted

policies and procedures to detect, deter and prevent frequent trading in the shares of the VIP Series and reject, without any prior notice, any purchase or exchange transaction if the Funds believe that the transaction is part of a market timing strategy. In order to protect Policyowners and to comply with the underlying Funds' policies, it is Our Policy to reject any reallocation request, without any prior notice, that appears to be part of a market timing strategy based upon the holding period of the investment, the amount of the investment being exchanged, and the Subaccounts involved.

The Risks to Policyowners of Frequent Reallocations

To the extent that Our policies are not successful in detecting and preventing frequent trading in the Subaccounts, frequent trading may: (a) interfere with the efficient management of the underlying Funds by, among other things, causing the underlying Funds to hold extra cash or to sell securities to meet redemptions; (b) increase portfolio turnover, brokerage expenses, and administrative costs; and (c) harm the performance of the Funds, particularly for long-term shareholders who do not engage in frequent trading. These risks may in turn adversely affect Policyowners

who invest in the Funds through Our Subaccounts.

In the case of the Subaccounts that invest indirectly in high-yield bonds and stocks of small and/or mid-sized companies, the risk of frequent trading includes the risk that investors may attempt to take advantage of the fact that these securities may trade infrequently and therefore their prices may be slow to react to information. This could cause dilution in the value of the shares held by other shareholders.

In the case of the Subaccounts that invest indirectly in foreign securities, the risks of frequent trading include the risk of time zone arbitrage. Time zone arbitrage occurs when shareholders attempt to take advantage of the fact that the valuation of foreign securities held by a Fund may not reflect information or events that have occurred after the close of the foreign markets on which such securities principally trade but before the close of the New York Stock Exchange ("NYSE"). This could cause dilution in the value of the shares held by other shareholders.

THE DEATH BENEFIT

The death benefit is the amount We pay to the named Beneficiary at the death of the Insured. It is the sum of the guaranteed minimum death benefit plus, if positive, a Variable

Insurance Amount that is based upon the performance of the Subaccounts selected and the amount we have credited to You in the Fixed Account. We increase the death benefit to reflect (1) any insurance on the life of the Insured added by a rider and (2) any premium paid that applies to a period of time after the Insured's death. We reduce the death benefit to reflect (1) any outstanding Policy loan and loan interest, (2) any unpaid premium that applies to a period before the Insured's death and (3) partial surrenders. The death benefit is reduced pro rata for partial surrenders, as discussed later.

Generally, We pay the death benefit within seven days after We receive all claim requirements in a form satisfactory to Us at Our Administrative Office. If no settlement option is elected, We pay interest on death benefit proceeds from the date of death until We pay the death benefit.

There are several settlement options available, as discussed later. The Policyowner may reserve the right to change any selected settlement option prior to the Insured's death. Thereafter, if the Policyowner did not make an election, the Beneficiary may apply the proceeds to one of the settlement options. We must receive an election of, or a change to, a settlement option in writing at Our

Administrative Office in a form acceptable to Us.

Face Amount — the Guaranteed Minimum Death Benefit

We guarantee that the death benefit on Your Policy will never be less than the Policy's Face Amount, which is the guaranteed minimum death benefit (reduced for loans and partial surrenders). During the first Policy Year, the death benefit is equal to the guaranteed minimum death benefit. Thereafter, We determine the death benefit on each Policy anniversary for the next Policy Year by adjusting the death benefit by the change in the Variable Insurance Amount on the Policy anniversary. This is the death benefit payable if the Insured dies during the following Policy Year. In the event of a loan or partial surrender, the Face Amount is reduced (see "Policy Loans" and "Partial Surrenders" for more information).

We allocate assets to Our General Account to accumulate as a reserve for the contingency that the Insured will die when the guaranteed minimum death benefit exceeds the death benefit payable without such guarantee.

The Variable Insurance Amount

The Variable Insurance Amount is based upon the investment results of

the Subaccounts that You have selected and the interest credited to the Fixed and Loan Accounts, if selected or applicable. We set the Variable Insurance Amount on each Policy anniversary and do not change it until the next Policy anniversary.

During the first Policy Year, the Variable Insurance Amount is zero. On the first Policy anniversary, and on each anniversary thereafter, We determine Your Variable Insurance Amount by comparing the "actual net investment return rate" of Your Subaccounts (as defined below) with an assumed investment return of 4%, which We call "the Assumed Interest Rate." The "actual net investment return rate" reflects the gross return on the underlying investments of Your Subaccounts plus the interest credited to the Fixed and Loan Accounts, less Fund expenses and mortality and expense risk charges.

Your Variable Insurance Amount does not change if the actual net investment return rate is exactly equal to the Assumed Interest Rate. Your Variable Insurance Amount increases if the actual net investment return rate is greater than the Assumed Interest Rate and decreases if the actual net investment return rate is less than the Assumed Interest Rate.

The amount by which Your Variable Insurance Amount will increase or

decrease during any Policy Year is determined by dividing the Excess Investment Return for a Policy Year by the applicable net single premium rate that is specified in Your Policy.

The Excess Investment Return for a Policy Year is equal to the Total Benefit Base at the end of the Policy Year (the sum of all values in Your Subaccounts, Fixed Account and Loan Account), less the Assumed Benefit Base on the anniversary (the Total Benefit Base at the beginning of the Policy Year increased by any credited net premiums and increased by the 4% Assumed Interest Rate to the end of the Policy Year). The Excess Investment Return may be positive, zero, or negative.

Your Policy includes a table of the applicable net single premium rates per \$1.00 from ages 0 through 120. The net single premium increases as the Insured grows older. As a result, a dollar of Excess Investment Return would purchase less additional variable insurance each subsequent Policy Year. Net single premiums also vary by the sex and underwriting classification (tobacco or non-tobacco) of the Insured.

The Variable Insurance Amount is calculated on a cumulative basis. This means that the amount reflects the accumulation of increases and decreases from past Policy Years. The cumulative amount may be positive

or negative, depending on the investment performance of the Subaccounts selected. If the Variable Insurance Amount is negative, the death benefit is the guaranteed minimum death benefit. **In other words, the death benefit is never less than the guaranteed minimum death benefit.**

For example, at the beginning of the first Policy Year, the Total Benefit Base and the Assumed Benefit Base for Our Representative Insured issued at issue age 35, with a \$50,000 Face Amount ISPC-15 Policy and paid annually are both set to the initial net premium, or \$908.09. Assuming that the annual actual net investment return rate is 6%, the Total Benefit Base grows to \$962.58 at the end of the Policy Year. With an assumed investment return of 4%, the Assumed Benefit Base increases from \$908.09 to \$944.41. The difference in the Total Benefit Base and the Assumed Benefit Base results in an Excess Investment Return of \$18.17, which is then divided by the net single premium at age 36 of 0.21548 per \$1 to derive an additional Variable Insurance Amount of \$84.32 purchased on the Policy anniversary. The Variable Insurance Amount is \$0 when the Policy is issued, and it increases to \$84.32 after the additional Variable Insurance Amount is purchased. The death benefit is the Face Amount plus the positive

Variable Insurance Amount, or \$50,084.32.

On the other hand, assuming the annual actual net investment return is 2%, the Total Benefit Base decreases to \$926.24 at the end of the Policy Year, resulting in an Excess Investment Return of negative \$18.17 (i.e. \$926.24 - \$944.41), and the resulting Variable Insurance Amount purchased will be negative \$84.32 (i.e. negative \$18.17 divided by 0.21548). In this case, although the cumulative Variable Insurance Amount is negative, the death benefit is the guaranteed minimum death benefit of \$50,000 (i.e. Face Amount).

ACCUMULATION VALUE

Determining Your Accumulation Value

There is no minimum guaranteed Accumulation Value. The Accumulation Value varies daily and on any day within the Policy Year equals the Accumulation Value as of the end of the prior Policy Year, plus the net premiums that You have paid since that date, plus the actual net investment return of the Subaccounts You have selected, plus the interest credited on the Fixed Account if selected, plus the interest credited to the Loan Account if You have any outstanding loans, adjusted for the

cost of insurance protection and surrenders.

The Policy offers the possibility of increased Accumulation Value due to good investment performance and decreased Accumulation Value due to poor investment performance. You bear all of the investment risks.

Cash Value

The Cash Value of the Policy is equal to the Accumulation Value less any applicable policy surrender charge.

Cost of Insurance Protection

Your Accumulation Value reflects a charge for the cost of insurance protection. We issue variable life insurance policies to (1) persons with standard mortality risks and (2) persons with higher mortality risks, as Our underwriting rules permit. We charge a higher gross premium for the person with the higher mortality risk. In all cases, We base the cost of insurance protection on the net amount at risk (NAR) (the Policy's guaranteed minimum death benefit, plus the Variable Insurance Amount, minus the Accumulation Value) and the person's sex, underwriting class, and attained age. (See "Periodic Charges Deducted from the Subaccount Value – Cost of Insurance Protection.")

Policy Surrenders

You may fully surrender the Policy for its Cash Value less any outstanding Policy loans and loan interest ("Surrender Value") at any time while the Insured is living. The amount payable will be the Surrender Value that We next compute after We receive the surrender request at Our Administrative Office. If You request a full surrender, it will be effective on the date that We receive both the Policy and a written request in a form acceptable to Us.

You may partially surrender Your Policy on any Policy anniversary. We permit a partial surrender only if You (1) have no outstanding Policy loan and (2) have no overdue premiums. In addition, Your premiums and/or Face Amount after the partial surrender must still meet the Policy's minimum requirements. A partial surrender will be effective only if We receive all requirements for a partial surrender at Our Administrative Office on or before the Policy anniversary. The partial surrender will be effective on the Policy anniversary.

When You make a partial surrender, the guaranteed minimum death benefit, Variable Insurance Amount, death benefit, Accumulation Value, and Cash Value for the Policy will each be reduced in the same proportion as the partial surrender

relates to the Cash Value. The premium will also be reduced. We will pay the portion of the Cash Value of the original Policy that exceeds the Cash Value of the reduced Policy to You as a partial surrender. We will allocate the Accumulation Value of the reduced Policy among the Subaccounts in the same proportion as the allocation of the Accumulation Value of the original Policy. We will usually pay the Surrender Value within seven days if We have received all necessary forms. However, We may delay payment for the following reasons:

- A recent payment that You made by check has not yet cleared the bank (We will not wait more than 15 days for a check to clear),
- We are not able to determine the amount of the payment because the NYSE is closed for trading or the SEC determines that a state of emergency exists, or
- For such other periods as the SEC may by order permit for the protection of security holders.

If, due to either the second or third scenario discussed above, We delay payment of the Surrender Value beyond 30 days from the date that We have received all necessary forms, We will pay interest from the effective date of the surrender.

You should be aware that any surrender will have tax consequences and that a partial surrender within the first seven years may have adverse tax consequences, see "Tax Information". We may deduct withholding taxes from the Surrender Value.

Policy Loans

You may borrow up to 75% of the Cash Value during the first three Policy Years and 90% of the Cash Value after the first three Policy Years, if You assign Your Policy to Us as sole security. We charge daily interest on the outstanding loan amount at an effective annual rate of 6% compounded on each Policy anniversary. In general, if We approve the loan, We send the loan amount within seven days of receipt of the request. We will not permit a new loan unless it is at least \$100 or You use it to pay premiums. You may repay all or a portion of any loan and accrued interest at any time while the Insured is living and the Policy is in force.

When You take a loan, We transfer a portion of the Cash Value equal to the loan amount from the Subaccount(s) and/or the Fixed Account that You have selected to Our General Account. We charge the loan amount to each Subaccount and/or the Fixed Account if applicable in the

proportion which the value of each Subaccount and/or the Fixed Account bears to the Net Benefit Base of the Policy as of the date of the loan. A Policy loan does not affect the amount of the premiums due but does reduce the death benefit and Cash Value by the amount of the loan. A Policy loan may also permanently affect the Variable Insurance Amount and the Cash Value, whether or not You repay the loan in whole or in part. This occurs because We credit the amount in the Loan Account at the assumed interest rate of 4%, in accordance with the Tabular Cash Value calculations that We have filed with the state insurance departments. Thus, even if it is repaid, a Policy loan will have a negative impact on the Variable Insurance Amount and the Cash Value, if the actual net investment returns of the Subaccounts You have selected, exceed the assumed interest rate of 4%. The longer the loan is outstanding, the greater the impact is likely to be.

If You do not pay the loan and interest when it is due on each Policy anniversary, We will increase Your loan by the amount of any unpaid interest, and We will transfer an equivalent amount of Cash Value from the Subaccount(s) to the General Account. We will credit loan repayments to each Subaccount in

proportion to Your allocation to each Subaccount.

We subtract the amount of any outstanding loan plus interest from any death benefit or any Cash Value that We pay. If Your outstanding loan with accrued interest ever equals or exceeds the Cash Value, We will mail notice of such event to You and any assignee at the assignee's last known address. The Policy will terminate 31 days after We mail such notice. A termination of the Policy may be a taxable event. The Policy does not terminate if You make the required repayment within that 31-day period.

While the receipt of the principal of a Policy loan is generally not taxable, it may be taxable if the loan is outstanding when the Policy is surrendered, exchanged, lapsed or converted to continued insurance, or the Policy has been converted into a MEC. A Policy loan may also cause a Policy to terminate if the Cash Value of the Policy falls below the total amount borrowed due to fluctuation in the values of the Subaccounts selected or other factors. In such case, the entire amount of the loan is immediately taxable to the extent it exceeds Your basis in the Policy. You should, therefore, consult with a qualified tax adviser before taking Policy loans.

SETTLEMENT OPTIONS

You or Your Beneficiary may elect to apply all or a portion of the proceeds of a surrender or death benefit payment, as applicable, under any one of the following fixed benefit settlement options rather than receive a single payment of Policy proceeds. The Policy proceeds must be at least \$1,000 and the settlement option chosen must be a minimum of \$50 per payment received. The amount of the payment under life income options will depend on the age and sex of the person whose life determines the duration of payments. Tax consequences may vary depending on the settlement option chosen. The options are as follows:

Proceeds Left at Interest - Proceeds left with Us to accumulate, with interest payable at a rate of 1% per year, which may be increased by additional interest.

Payment of a Designated Amount - Payments in installments until proceeds applied under the option and interest on unpaid balance at a rate of 1% per year and any additional interest are exhausted.

Payment for a Designated Number of Years - Payments in installments for up to 25 years, including interest at a rate of 1% per year. Payments may increase by additional interest, which

We would pay at the end of each installment year.

Payment of Life Income

You may elect the following life income provisions, and the minimum payments are based on the 2012 Individual Annuity Reserving Table and a guaranteed interest rate of 1.0%.

- a. *Life Income, Guaranteed Period* - Payments guaranteed for 10 or 20 years, as You elect, and for life thereafter. During the guaranteed period of 10 or 20 years, the payments may be increased by additional interest, which We would pay at the end of each installment year.
- b. *Life Income, Guaranteed Return* - The sum of the payments made and any payments due at the death of the person on whose life the payments are based, never to be less than the proceeds applied.
- c. *Life Income Only* - Payments made only while the person on whose life the payments are based is alive. If the person on whose life the payments are based dies before any life payments are

made, then no payments will be made.

OPTIONAL INSURANCE RIDERS

Currently, the following riders may be included in a Policy in states where available (see Appendix A). If You wish to elect one or more of these riders, You must do so at the time Your Policy is issued. Riders are subject to the payment of an additional premium, certain age and insurance underwriting requirements, and the restrictions and limitations that apply to the Policy, as described above. The summaries below describe important benefits, features, rights and obligations under each rider. Additional terms and conditions are set out in each applicable rider form. You may obtain additional information in this regard from Your representative.

Accidental Death Benefit

You may elect to obtain an accidental death benefit rider, if the Policy Insured's issue age is 0 to 60. The rider provides for an additional fixed amount of death benefit in the event that the Policy Insured dies from accidental bodily injury while the Policy is in force and before the Policy anniversary when the Policy Insured attains age 70. The amount of the benefit is equal to the Face Amount of the Policy, but cannot exceed an amount equal to \$200,000 minus the

sum of the Policy Insured's accidental death benefit coverage in all other insurance companies.

Waiver of Premium

You can choose to obtain a waiver of premium rider if the Policy Insured's issue age is 15 to 55. Under the rider, We will waive all premiums falling due after the date of commencement of the disability and for as long as the disability continues. Disability, for this purpose, means a total disability of the Insured, which continues for at least six months. Total disability means that the Policy Insured must be unable to engage for remuneration or profit in any occupation for which he or she is or could be suited by reason of education, training or experience. Being a student is considered engaging in an occupation. The waiver of premium only applies to disabilities that commence before the Policy anniversary when the Policy Insured reaches age 60.

Children's Term Life Insurance Rider

(Only Available on ISPC-WL with Face Amount greater than \$150,000; not available on ISPC-15 or ISPC-WL with Face Amount less than or equal to \$150,000)

You may purchase life insurance on children of the Policy Insured who are qualified under the terms of this

rider. The Children's Term Life Insurance Rider allows You to purchase between \$5,000 and \$15,000 of coverage on qualified children, if the Policy Insured's issue age is 18-50. Qualified children are children ages 14 days to 18 years old at the inception of coverage. The premium is the same regardless of the number of children covered. Children born, adopted, or who become a stepchild after the issue date of the Policy are automatically insured as long as they are qualified under the terms of the rider. The rider expiration date is the Policy Anniversary on which the Policy Insured attains age 65.

The rider provides coverage to an Insured Child through the earlier of the Insured Child's 25th birthday, or the rider's expiration date. If the Policy Insured dies during the premium payment period and while an Insured Child has coverage, the Insured Child's coverage continues as paid up term insurance through the rider expiration date, with no further premium payable. The rider coverage is convertible, without evidence of insurability, to a new individual policy providing permanent protection, at the earlier of when the Insured Child attains age 25 or when the Policy Insured attains age 65. The amount of insurance available under such new policy is subject to a minimum equal to the face amount of

the rider coverage on the Insured Child, and a maximum equal to the lesser of five times the face amount of the rider coverage on the Insured Child, or \$50,000.

Spouse's Life Insurance Rider

(Only Available on ISPC-WL issued with Face Amount greater than \$150,000; not available on ISPC-15)
You may purchase term life insurance on the Policy Insured's spouse in the form of a rider to the Policy. The Spouse's Term Insurance Rider provides a death benefit of \$25,000 and is offered on simplified issue underwriting basis. This rider is available for a spouse issue ages 18-50. To be eligible, the spouse to be insured may not be 10 or more years older, nor 10 or more years younger, than the Policy Insured. Rider coverage expires at the later of when the insured spouse attains age 65, or 20 years from the issue date. The rider coverage is convertible to a new permanent plan of insurance without evidence of insurability within 60 days after the death of the Policy Insured, or within 60 days prior to the earliest of: the date of a scheduled Spouse rider premium increase, or the rider's expiration date, or when the insured spouse attains age 65. Premiums for this rider are level for an initial 20-year period; then increase for subsequent level premium 20-year

periods, or to the expiration date of the rider if earlier.

Level Term Insurance Rider

(Only Available on ISPC-WL with Face Amount greater than \$150,000, and ISPC-15; not available on ISPC-WL with Face Amount less than or equal to \$150,000)

You may elect to obtain additional term insurance protection, in addition to the death benefit provided by the Policy. The additional coverage is purchased in the form of a rider to the Policy. The rider is available with either a 10 year, 15 year, or 20 year coverage period (note: 20 year coverage is not available with ISPC-15).

The 10-year coverage is available for issue ages 18-60; the 15- year coverage is available for issue ages 18-55; and the 20 year coverage is available for issue ages 18-50. The rider may be added in an amount up to 5 times the Face Amount of the ISP Choice Policy, subject to a \$25,000 minimum amount. The rider coverage is convertible, without evidence of insurability to a new permanent plan of insurance. The amount of insurance under the new Policy may be any amount up to the Face Amount of the rider. The conversion may occur at any time during the rider's premium payment period, but

not later than the Policy anniversary when the Insured reaches age 65.

The guaranteed maximum premiums for this rider are level throughout the coverage period. We currently charge premiums less than the guaranteed maximum premiums.

We reserve the right to change current premiums for this rider but any change will be on a uniform basis by premium class and based upon future investment earnings, mortality, persistency and expenses. We cannot change current premiums on account of a deterioration of the Insured's health or a change in occupation.

Guaranteed Insurability Option Rider

(Only Available on ISPC-WL with Face Amount greater than \$150,000 and ISPC-15; not available on ISPC-WL with Face Amount less than or equal to \$150,000.)

The Guaranteed Insurability Option Rider allows additional face amount purchases, on the Policy Insured, on specified option dates without evidence of insurability, subject to restrictions. These options dates include Regular Option dates and Alternate Option dates. The Regular Option dates vary by the issue age of the Policy Insured and provide for such optional purchases every three years, beginning at attained age 22 through attained age 46. The Alternate Option dates are triggered

by Life Events, including: marriage, birth of a child, adoption, or acquiring a mortgage to purchase a new primary residence. The rider may be added for an option amount up to \$50,000, subject to a minimum option amount of \$25,000. The rider also provides for limited additional 90 day term insurance coverage following a Life Event.

Other Provisions

Age and Sex

If You have misstated the age or sex of the Insured, the benefits available under the Policy are those that the premiums paid would have purchased for the correct age and sex.

Assignment

You may assign the benefits under a Policy to someone else. However, the assignment is not binding on Us, unless it is in writing and received at Our Administrative Office. We assume no responsibility for the validity or sufficiency of any assignment. Unless otherwise provided in the assignment, the interest of any revocable beneficiary is subordinate to the interest of any assignee, regardless of when You made the assignment. The assignee receives any sum payable to the extent of his or her interest.

Beneficiary

This is the person(s) you designate in the application to receive death benefits under the Policy upon the death of the Insured. You may change this designation during the Insured's lifetime, by filing a written request with Our Administrative Office in a form acceptable to Us.

Right to Examine

You have a period of time to review Your Policy and cancel it for a refund of premiums paid. The duration and terms of the "right to examine" period vary by state (see Appendix B). At a minimum You can cancel Your Policy within 10 days after receipt. You must return Your Policy along with a written request for cancellation.

Default and Options on Default

A Policy is in default if You do not pay any premium (after the first premium) when it is due. There is a grace period of 31 days during which the Policy continues in force. If the Insured dies during the grace period, We deduct from the death benefit the portion of the premium applicable to the period from the premium due date to the end of the Policy month in which death occurs.

If You have elected the automatic premium loan provision, and You do not pay a premium within the grace

period, the premium will automatically be borrowed from the Cash Value of the Policy. If You do not resume paying premiums, this process will continue until the Cash Value in Your Policy is exhausted. This will result in a termination of Your Policy or conversion of the remaining Cash Value into a continued insurance option. The total amount of all loans then outstanding will be considered a taxable distribution to the extent You have any gains in Your Policy.

If You have not elected the automatic premium loan provision and You do not surrender a Policy within 31 days after the date of default, We apply the Policy's Cash Value minus any loan and interest to purchase continued insurance. If the Insured is rated as standard class, You automatically have the extended term insurance option if You make no other choice. If We rated the Policy for extra mortality risks, You automatically receive the reduced paid-up whole life insurance option. Both options are for fixed life insurance, and neither option requires the further payment of premiums.

The extended term insurance option provides a fixed and level amount of term insurance equal to the death benefit (minus any indebtedness) as of the date the option becomes effective. The insurance coverage

under this option continues for as long a period as the Surrender Value on such date purchases.

The reduced paid-up whole life insurance option provides a guaranteed level amount of paid-up whole life insurance. The guaranteed amount of coverage is the amount that the Surrender Value purchases on the date the option becomes effective.

When the Policy is continued as paid-up or extended term insurance, the Subaccount Benefit Base is transferred from the Separate Account to the Company's General Account. As a result, the assets from the Subaccount Benefit Base will be subject to general liabilities from Our business operations and to claims by Our general creditors.

You may surrender a Policy continued under either option for its Cash Value while the Insured is living. You may make a loan under the reduced paid-up whole life insurance option, but not under the extended term insurance option. However, the death benefit will be reduced by any loan balance. If the loan balance exceeds the Cash Value of the paid-up coverage, the paid-up coverage will terminate.

Right to Exchange Options

The exchange options allow You to exchange this Policy, under certain

conditions, for a permanent fixed benefit life insurance Policy if this Policy was issued in the State of New York. There are no fees or sales charges imposed on either exchange option.

Exchange Option 1

Within the first 18 months after the Policy's issue date, if You have duly paid all premiums, You may exchange this Policy for a permanent fixed life insurance Policy that We issue on the Insured's life.

You do not need to provide evidence of insurability to exercise this option. The new Policy will have a level Face Amount equal to the Face Amount of this Policy. The new Policy will have the same issue date, issue age and premium class as this Policy and the same optional insurance riders if such riders are available. We base premiums for the new Policy on the premium rates for the new Policy that were in effect on this Policy's issue date.

In some cases, issuance of the new policy will be subject to a Cash Value adjustment. The Cash Value adjustment amount is equal to the policy Accumulation Value plus all charges assessed to this policy accumulated at this policy's Assumed Interest Rate minus the aggregate past Gross Premiums of the proposed new policy, accumulated at this policy's Assumed Interest Rate. If the

result is positive, We pay that amount to You. If the result is negative, You pay that amount to Us. We will determine the amount of a cash adjustment as of the date We receive the Policy and written request at Our Administrative Office.

Exchange Option 2

If any Fund changes its investment adviser or makes a material change in its investment objectives or restrictions, You may exchange this Policy for a permanent fixed benefit life insurance Policy that We issue on the Insured's life. We will notify You if there is any such change. You will be able to exchange this Policy within 60 days after Our Notice or the effective date of the change, whichever comes later. No evidence of insurability is required for this exchange.

The new Policy will be issued at Your attained age at the time of the exchange on a substantially comparable General Account plan of insurance. The face amount of the new Policy will be for an amount not exceeding the excess of the Death Benefit of this Policy on the date of exchange or:

1. The Cash Value of this Policy on the date of exchange if You elect to surrender this Policy; or
2. The death benefit payable under the Paid-Up Insurance Surrender

Value Option if You choose to elect that option.

Grace Period

With the exception of the first premium, We allow a grace period of 31 days for payment of each premium after it is due. The Policy continues in force during the grace period unless You surrender it.

Incontestability

Except for fraud or nonpayment of premiums, We do not contest the validity of the Policy and its riders after it has been in force during the lifetime of the Insured for two years from the date of issue.

Changes to the Policy

We have the right to change the terms of the Policy without Your consent where necessary to comply with applicable law. We may, at our discretion, replace or supplement the Separate Account with a different separate account (which may have its own subaccounts) or add additional Subaccounts as available options under the Policy. We may discontinue any existing Subaccounts as available options under the Policy. We reserve the right to combine the Separate Account with any other separate account or to combine Subaccounts. We may at Our discretion invest the assets of any Subaccount in the shares of another investment

company or any other investment permitted by law. Such substitution would be made in compliance with any applicable provisions of the 1940 Act.

We will provide You with written notice regarding any significant changes.

State Variations

Where required by state law, there may be variations in the Policy which are covered by a special form of the Policy for Your state. Your Policy, as a result, may differ from those described in this prospectus. You should refer to Your Policy and any applicable riders for terms that are specific to Your characteristics.

We offer the Policy in most states. Check with Your representative regarding availability in Your state. The Policy is offered continuously. Although We do not anticipate discontinuing the offer of the Policy, We reserve the right to do so at any time.

Payment and Deferment

We will usually pay the death benefit, Surrender Value, or loan proceeds within seven days after We receive all documents required for such payments. However, We may delay payment if (1) a recent payment by check has not yet cleared the bank, (2) We cannot determine the amount

because the NYSE is closed for trading, or (3) the SEC determines that a state of emergency exists.

Under a Policy continued as paid-up or extended term insurance, We may defer the payment of the Surrender Value or loan proceeds for up to six months. If We postpone the payment more than 30 days, We will pay interest. We will pay the interest from the date of surrender to the date We make payment.

Payment of Dividends

The Policy does not provide for dividend payments. Therefore, it is "non-participating" in the earnings of FLIAC.

Policy Years and Anniversaries

We measure Policy Years and anniversaries from the date of issue of the Policy, which will generally be the date on which We approve the application. Each Policy Year will commence on the anniversary of the date of issue.

Reinstatement

If the Policy terminates, You may apply for reinstatement within three years of termination. A Policy surrendered for cash or for which the extended term insurance option was in effect may not be reinstated. To reinstate, You must present evidence of insurability acceptable to Us,

which, in some cases, may involve standard underwriting, including a medical examination, and You must pay to Us the greater of:

- (1) All premiums from the date of default with interest to the date of reinstatement, plus any Policy debt (plus interest to the date of reinstatement) in effect when You continued the Policy as reduced paid-up insurance or extended term insurance; or
- (2) 110% of the increase in Cash Value resulting from reinstatement.

To reinstate, You must also pay Us any Policy debt that arose after the continuation of the Policy as reduced paid-up insurance. We calculate interest on any such debt at the rate of 6% per year compounded annually.

Suicide

If the Insured commits suicide within two years from the Policy's date of issue, Our liability under the Policy is limited to all premiums paid less any indebtedness.

Valuation of Assets

We determine the unit value for each Subaccount at the close of business of the NYSE, on each day the NYSE is open for regular trading ("Business Day"). The NYSE is closed on most national holidays and Good Friday.

We value shares of each Fund at the net asset value per share as determined by the Fund. Each Fund determines the net asset value of its shares as described in the VIP Series prospectus.

Processing Transactions

Generally, transaction requests (such as loan repayments or reallocation requests) will be processed as of the Business Day We receive them, if We receive them before the close of business on that day (generally 4:00 P.M., Eastern Time) in a manner meeting Our requirements.

Otherwise, they will be processed as of the next Business Day. To meet Our requirements for processing transactions, We may require that You use Our forms.

FEES, CHARGES AND EXPENSES

We describe below the fees and charges that You are required to pay to purchase and maintain the Policy. We guarantee that once You have purchased Your Policy, We will not increase the amount of Your premium payments except as described under "Optional Insurance Riders" or the charges that We deduct from Your premiums. The charges that We deduct from Your Subaccount(s) for mortality and expense risks are also guaranteed not to increase (except as described in "The Frequency of Your Payments").

Transaction Fees

We deduct the fees, charges and expenses listed below from Your premiums. The resulting net premium amount is allocated among the Subaccount(s) and the Fixed Account as You have selected.

Premium Charge

We impose a premium charge on each premium payment. The premium charge is 9% of each premium payment, exclusive of the Policy charge.

The premium charge is intended to cover Our sales expenses, premium taxes and other costs and risks associated with the Policy. The premium charge does not correspond to Our actual costs in any particular year.

The Policy is distributed through Foresters Financial Services, Inc. ("FFS"), which is one of Our affiliates. The Policy is offered to the public through registered representatives of broker-dealers ("Selling Firms") that are licensed under the federal securities laws and applicable state insurance laws and that have entered into written selling agreements with FFS as the underwriter. FFS pays commissions to the Selling Firms for their sales of the Policy according to one or more schedules. The amount and timing of commissions may vary

depending on the selling agreement. A representative of a Selling Firm who sells You the Policy typically receives a percentage of the compensation FFS pays to his or her Selling Firm, depending on the agreement between the Selling Firm and its representative, and the Selling Firm's compensation program. Ask Your representative for further information about the compensation Your representative, and the Selling Firm that employs Your representative, may receive in connection with Your purchase of a Policy.

In addition, in an effort to promote the sale of Our products, We and FFS may enter into compensation arrangements with certain broker-dealer firms, some of which may be affiliated with Us with respect to certain or all registered representatives of such firms under which such firms may receive separate compensation or reimbursement for, among other things, training of sales personnel, marketing, administrative services and/or other services they provide to Us or Our affiliates. These services may include, but are not limited to: educating customers on Our product features; conducting due diligence and analysis; providing office access, operations and systems support; and holding seminars intended to educate registered representatives and make them more knowledgeable about Our

products. We and FFS also may compensate third-party vendors for services that such vendors render to broker-dealer firms. To the extent permitted by the Financial Industry Regulatory Authority (“FINRA”) rules and other applicable laws and regulations, We and FFS may pay or allow other promotional incentives or payments in the forms of non-cash compensation (e.g., gifts, occasional meals and entertainment, sponsorship of training and due diligence events). These arrangements may not be offered to all firms and the terms of such arrangements may differ between firms. In addition, Our affiliates may provide such compensation, payments and/or incentives to firms arising out of the marketing, sale and/or servicing of variable annuities or life insurance offered by Us.

Policy Face Amount Charge

We impose a Policy Face Amount Charge in each premium payment (which is in addition to other applicable fees and charges). These charges per \$1,000 of the guaranteed minimum death benefit are shown below, and they vary by issue age and underwriting class. The Policy Face Amount Charge covers Our administrative expenses in issuing the Policy.

ISPC-15

Issue Age	Pref Plus NT	Pref NT	Standard NT	Standard TU
0-4	N/A		1.75	N/A
5-9			2.06	
10-14			2.38	
15-19			2.69	
20-60	1.25	2.0	2.75	2.75

ISPC-WL with Face Amount greater than \$150,000

Issue Age	Pref Plus NT	Pref NT	Standard NT	Standard TU
18-60	.25	.50	1.25	1.25

ISPC-WL with Face Amount less than or equal to \$150,000

Issue Age	Standard NT	Standard TU
18-60	2.0	2.0

Annual Policy Charge

We impose a maximum annual charge for Our administrative expenses of \$95 on ISPC-15 and ISPC-WL.

Transfer Fees

We charge a \$10 fee for transfers of the Net Benefit Base in excess of four per Policy Year, including those involving the Fixed Account. See “Transfer of Net Benefit Base” for more information.

Optional Insurance Rider Premiums

We charge an additional premium for each optional insurance rider that You select for Your Policy. See the table entitled “Transaction Fees and Other Charges and Expenses” in the “Fee Tables” section of this prospectus and Your Policy for more information on the additional premiums for each optional insurance rider.

**PREMIUM PAYMENT MODE
ADJUSTMENT**

When You pay premiums on other than an annual basis, the premium amount, the annual Policy Charge and the Policy Face Amount Charge will increase to compensate for Our loss of interest and additional billing and collection expenses. A portion of this

increase is credited under Your Policy to Your selected Subaccounts so that We can match Our assumptions about Your premiums to provide the guaranteed minimum death benefit of Your death benefit.

Increase for Installment Payment of Premiums (as a percentage of an annual payment/charge):

Payment Frequency	% Increase
Annual	0%
Semi-annual	2%
Quarterly	4%
Monthly	5.96%

**PERIODIC CHARGES DEDUCTED
FROM THE SUBACCOUNT VALUE**

Cost of Insurance Protection

We deduct a charge from the Subaccount assets attributable to Your Policy for the cost of insurance protection. This amount is determined by the insurance rates applicable to Your Policy based upon Your age, sex, underwriting classification and the net amount of insurance that is at risk. We guarantee that the cost of insurance will not be higher than rates based on the 2001 Commissioners’ Standard Ordinary Mortality Table for the Insured’s sex and tobacco use classification, which We use to

compute the cost of insurance protection for each Policy.

Your premium will also reflect Your mortality rating. In short, Your premium will be higher if You are rated as having a higher than average mortality risk.

The cost of insurance protection generally increases each year because the probability of death increases as a person's age increases. The net amount at risk may decrease or increase each year depending on the investment experience of the Subaccount(s) and/or the Fixed Account selected.

Mortality and Expense Risk Charge

We deduct from the Subaccount assets attributable to Your Policy a daily charge for the mortality and expense risks ("M&E") that We assume. Please refer to the chart entitled "Periodic Charges Other Than Fund Operating Expenses" for the M&E charge applicable to Your Policy.

The annual rate of the M&E Risk Charge declines after an initial M&E period, which is 15 years for ISPC-15 and 20 years for ISPC-WL. We calculate two different classes of units due to this risk charge decline: one class of units during the initial M&E period, and another class of units during the lower M&E period. At the end of the initial M&E period, the Subaccount Benefit Base is fully and

automatically allocated to purchase units using the later class of units.

Policy Loan Interest

If You have an outstanding Policy loan, We charge interest that accrues daily at an effective annual rate of 6% compounding on each Policy anniversary. The loan and loan interest are due on each Policy anniversary. If You do not pay the interest when it is due, it will be added to the loan amount and We will transfer an equivalent amount from the Subaccounts to the General Account.

Income Tax Charge

We do not expect to incur any federal income tax as the result of the net earnings or realized net capital gains of Separate Account B. However, if We did incur such tax, We reserve the right to charge the Separate Account for the amount of the tax. We may also impose charges for other applicable taxes attributable to the Separate Account.

Deductions from the Funds

Each Fund makes daily deductions from its assets to cover management fees and other expenses. Because this impacts the Subaccount assets attributable to Your Policy, You bear these charges indirectly. The highest and lowest gross annual Fund operating expenses as of October 4,

2019 were 0.90% and 0.75%, respectively.

Annual Fund expenses for all Funds are fully described in the attached VIP Series prospectus. We begin to accrue and deduct all of the above charges and premiums on a Policy's Issue Date.

This section provides an overview of federal tax law as it pertains to the Policy. It assumes that the Policyowner is a natural person who is a U.S. citizen or U.S. resident. The tax laws applicable to corporate taxpayers, non-U.S. citizens, and non-U.S. residents may be different. We do not discuss state or local taxes herein, except as noted. The tax law described herein could change, possibly retroactively. The discussion is general in nature and is not tax advice, for which You should consult a qualified tax adviser.

POLICY PROCEEDS

We believe that the Policy qualifies as a life insurance contract for federal income tax purposes because it meets the definition of "life insurance contract" in Section 7702 of the Internal Revenue Code of 1986, as amended ("Code"). Under Section 7702, a Policy will generally be treated as life insurance for federal tax purposes if at all times it meets either a guideline premium test or a cash value accumulation test. We have designed Your Policy to comply with only the cash value accumulation test. The investments of each Subaccount also satisfy the investment diversification requirements of Section 817(h) of the Code. Consequently:

- The death benefit will, if and when paid, be excluded from the gross income of the Beneficiary for federal income tax purposes;
- The growth of the Cash Value of the Policy, if any, that is attributable to the investments in the Subaccounts will not be subject to federal income tax, unless and until there is a full or partial surrender of the Policy; and
- Transfers among Subaccounts are not taxable events for purposes of federal income tax.

SURRENDERS AND LOANS

The federal tax treatment of Policy surrenders and loans depends upon whether the Policy is a MEC under Section 7702A of the Code. A MEC is a contract that meets the definition of a "life insurance contract" but fails to meet the "seven-pay" test of Section 7702A(b). Under the seven-pay test, the total premiums paid cannot, at any time during the first seven years of a contract, exceed the total premiums that would have been paid by that time under a similar fixed-benefit life insurance Policy designed to provide for paid-up future benefits after the payment of seven equal annual premiums.

The Policy offered by this prospectus has been designed so that it will not

be a MEC at the time it is issued. However, under the MEC rules, a Policy may become a MEC after it has been issued if the Policyowner decreases the Face Amount, takes a partial surrender, terminates a rider, allows the Policy to lapse into extended term or reduced paid-up insurance, or makes any other material change to the Policy. If a Policy becomes a MEC, any Policy that is issued in exchange for it will also be a MEC. Furthermore, all MECs that are issued by Us to an owner in any calendar year will be treated as one Policy under the MEC rules. Because MECs are taxed differently, You should consult with a qualified tax expert before making any change to Your Policy that might cause it to be treated as a MEC.

Policies that Are not MECs

If Your Policy is not a MEC, a total surrender of the Policy will subject You to federal income tax on the amount (if any) by which the cash Surrender Value exceeds Your basis in the Policy (premiums paid less previous distributions that were not taxable). If You elect to receive Your payment in installments, depending upon the option selected, You may be taxed on all or a portion of each installment until the income in the Policy has been paid; only after all Your basis in the Policy has been paid; or on a portion of each payment.

If You make a partial surrender after the first 15 Policy Years, the distribution will not be subject to federal income tax unless the amount of the partial surrender exceeds Your basis in the Policy. In other words, partial surrenders after 15 Policy Years will be treated as being from basis first and income second. During the first 15 Policy Years, the portion of the partial surrender that is subject to federal income tax will depend upon the ratio of Your death benefit to the Cash Value and the age of the Insured at the time of the surrender.

If Your Policy is not a MEC, Policy loans are not considered distributions and are not subject to current federal income tax as long as the Policy remains in force, nor is the interest paid on such loans deductible for federal income tax purposes.

If You surrender or exchange Your Policy while a loan is outstanding, the amount of the loan will be treated as a distribution and may be taxable. Moreover, under certain circumstances, if You exchange Your Policy while a loan is outstanding, the amount of the loan may be taxed on an “income first” basis.

If the Cash Value of Your Policy falls below the aggregate amount of the loan balance as the result of the fluctuation in the value of the underlying Funds or for any other reason, the Policy may terminate (see

"Cash Value"). In that case, all outstanding loans will be immediately taxable to the extent they exceed premiums paid. You should consult with a qualified tax expert before taking a Policy loan.

Policies that Are MECs

A Policy that is classified as a MEC continues to be a life insurance contract for purposes of the federal income tax treatment of the death benefit and inside build-up. However, distributions are treated differently. Distributions from a Policy that is classified as a MEC are taxed on an "income first" basis (that is, if a Policy is a MEC, generally distributions are taxed as earnings first, followed by a return of the Policy's cost basis). If a Policy is a MEC, distributions include partial and full surrenders. Also, Policy loans from a MEC may be taxable. Furthermore, if a Policy becomes a MEC, distributions that occur prior to the date on which it became a MEC may also be subject to the MEC rules. Finally, subject to certain exceptions, taxable withdrawals that are made from a MEC prior to age 59 ½ are subject to an additional 10% penalty.

Tax Withholding

Regardless of whether Your Policy is a MEC, whenever there is a taxable distribution from the Policy, the amount of any gain is subject to

federal income tax withholding and reporting. We will not withhold income tax if You so request in writing before the payment date. However, in such event, You are subject to any potential tax penalties that may result from Our failure to withhold taxes.

Estate and Generation Skipping Taxes

Because of the complex nature of the Federal tax law, We recommend that You consult with a qualified tax adviser about the estate tax implications associated with purchasing a Policy. The Code provides an exemption for federal estate tax purposes of \$11,400,000 for 2019 (adjusted for inflation annually thereafter) and a top estate tax rate of 40%. An unlimited marital deduction may be available for assets left to a U.S. citizen spouse. The marital deduction defers estate and gift taxes until the death of the surviving spouse. Any unused exemption in one spouse's estate will be available in most cases to the surviving spouse.

When the Insured dies, the death benefit payable under the Insured's Policy will generally be included in the Insured's estate for federal estate tax purposes if (1) the Insured and the Policyowner are the same or (2) the Insured held any "incident of

ownership" in the Policy at death or at any time within three years of death. An incident of ownership is, in general, any right that may be exercised by the Policyowner, such as the right to borrow from the Policy or to name a new Beneficiary.

If a Policyowner (whether or not he or she is the Insured) transfers ownership of the Policy to another person, such transfer may be subject to a federal gift tax. In addition, if a Policyowner transfers the Policy to someone two or more generations younger than the Policyowner, the transfer may be subject to the federal generation-skipping transfer tax ("GSTT"). Similarly, if the Beneficiary is two or more generations younger than the Insured, the payment of the death benefit to the Beneficiary may be subject to the GSTT. The Code provides an exemption to the GSTT of \$11,400,000 for 2019 (adjusted for inflation annually thereafter) and a top GSTT tax rate of 40%.

Other Tax Issues

We are taxed as a "life insurance company" under the Code. We do not expect to incur any federal income tax as a result of the net earnings or realized net capital gains attributable to Separate Account B. Based on this expectation, no charge is currently assessed against Separate Account B for such tax. If We incur such tax in

the future, We may assess a charge for such tax against Separate Account B. We may incur state and local taxes (in addition to premium taxes) attributable to Separate Account B in several states. At present, these taxes are not significant and We do not impose any charge for such taxes against Separate Account B. We may assess Separate Account B for such taxes in the future. If any charges for federal, state or local taxes are assessed against Separate Account B in the future, they could reduce the net investment performances of the Subaccounts.

In order for a Policy to be treated as a life insurance contract for federal income tax purposes, the investments of each Subaccount to which premiums under the Policy are allocated must be "adequately diversified" in accordance with the Code and Treasury Department regulations. The investment adviser of the VIP Series monitors each Fund's investment portfolio to ensure that the diversification requirements are met, because, for purposes thereof, a Fund's assets are treated as if they are owned by each Subaccount that invests therein. If any Subaccount to which premiums under Your Policy are allocated failed to satisfy these requirements, Your Policy would not receive tax treatment as a life insurance contract for the period of the failure and any

subsequent period. As a result, You could be currently taxed on the net earnings and net realized gains of the Subaccount(s) in which You were indirectly invested. This is a risk that is common to all variable life insurance policies.

Each of the Funds sells its shares not only to Separate Account B but also to other separate accounts which fund variable life insurance policies and variable annuity contracts. We do not anticipate any disadvantage resulting from this arrangement. However, it is possible that a material conflict of interest could arise between the interests of Policyowners and Contractowners which invested in the same Fund. If such a conflict were to arise, We would take whatever steps were necessary to protect the interests of Policyowners and Contractowners, including potentially substituting a different Fund for the Fund. It is also possible that the failure of one separate account to comply with the federal tax law requirements could cause all of the separate accounts to lose their tax-deferred status. This is a risk that is common to many variable life insurance policies and variable annuities.

Under certain circumstances, a Policyowner's control of the investments of Separate Account B may cause the Policyowner, rather

than Us, to be treated as the owner of the assets in Separate Account B for federal tax purposes, which would result in the current taxation of the net income and net realized gains on those assets to the Policyowner. Based upon existing Internal Revenue Service ("IRS") guidance, We do not believe that the ownership rights of a Policyowner under the Policy would result in the Policyowner's being treated as the owner of the assets of the Policy. However, We do not know whether additional guidance will be provided by the IRS on this issue and what standards may be contained in such guidance. Therefore, We reserve the right to modify the Policy as necessary to attempt to prevent a Policyowner from being considered the owner of a pro rata share of the assets of the Policy.

VOTING RIGHTS

Because the Funds of the VIP Series do not require annual shareholder meetings, Policyowners generally will not have an occasion to vote on matters that pertain to the Funds. In certain circumstances, one or more of the Funds may be required to hold a shareholders meeting or may choose to hold one voluntarily. For example, a Fund may not change fundamental investment policies without the approval of a majority vote of that Fund's shareholders in accordance with the 1940 Act.

If a Fund holds a meeting at which shareholders are entitled to vote, Policyowners will have the opportunity to provide voting instructions for shares of the Fund held by a Subaccount in which their Policy invests. We will vote the shares at any such meeting as follows:

- Shares attributable to Policyowners for which We have received instructions, in accordance with the instructions;
- Shares attributable to Policyowners for which We have not received instructions, in the same proportion that We voted shares held in the Subaccount for which We received instructions; and

■ Shares not attributable to Policyowners, in the same proportion that We have voted shares held in the Subaccount attributable to Policyowners for which We have received instructions.

We will vote Fund shares that We hold directly in the same proportion that We vote shares held in any corresponding Subaccounts that are attributable to Policyowners and for which We receive instructions. However, We will vote Our own shares as We deem appropriate where there are no shares held by Policyholders in any Subaccount. We will present all the shares of any Fund that We hold through a Subaccount or directly at any Fund shareholders meeting for purposes of determining a quorum. As a result of proportional voting, the votes cast by a small number of Policyowners may determine the outcome of a vote.

We will determine the number of Fund shares held in a corresponding Subaccount that is attributable to each Policyowner by dividing the value of the Subaccount by the net asset value of one Fund share. We will determine the number of votes that a Policyowner has the right to cast as of the record date established by the Funds.

We will solicit instructions by written communication before the date of the meeting at which votes will be cast. We will send meeting and other materials relating to the Fund to each Policyowner having a voting interest in a Subaccount.

The voting rights that We describe in this prospectus are created under applicable laws. If the laws eliminate the necessity to submit such matters for approval by persons having voting rights in separate accounts of insurance companies or restrict such voting rights, We reserve the right to proceed in accordance with any such changed laws or regulations. We specifically reserve the right to vote shares of any Fund in Our own right, to the extent permitted by law.

REPORTS

Our variable life insurance is offered through broker-dealers that are registered with the SEC and are members of FINRA. At least twice each year, We will send a report to You that contains financial information about the Funds, as required by applicable law. In addition, unless otherwise agreed, we will send You a confirmation on behalf of the broker-dealers through which the variable life insurance transaction is processed after each transaction that affects the value of Your Policy, and at least once each

year We will send a statement that gives You financial information about Your Policy, including, to the extent applicable, Your scheduled fixed premium payments.

If several members of the same household each own a Policy, We may send only one such report or prospectus to that address, unless You instruct Us otherwise. You may receive additional copies by calling or writing Us.

FINANCIAL STATEMENTS

The financial statements of FLIAC and Separate Account B are in the Statement of Additional Information

Please read this prospectus and keep it for future reference. It contains important information that You should know before buying a Policy. We filed a Statement of Additional Information ("SAI"), dated May 1, 2019 with the Securities and Exchange Commission. We incorporate the SAI by reference into this prospectus. You can get a free SAI, request other information about the Policy or make other inquiries by contacting Us at Foresters Life Insurance and Annuity Company, Raritan Plaza 1, P.O. Box 7836, Edison, New Jersey 08818-7836, calling Us toll free at 1(800) 832-7783 or by visiting Our website www.foresters.com. You can obtain copies of Our documents (including reports and the SAI), after paying a duplicating fee, by electronic request at publicinfo@sec.gov. Documents can be viewed online or downloaded from the EDGAR database on the SEC's Internet website at <http://www.sec.gov>.

SEC file number: 333-149362/811-04328

APPENDIX A

Policy and Rider State Approvals

The Policy is approved in all states *except* Alaska, Montana and South Dakota.

The riders discussed in this prospectus are approved in all states *except* Alaska, Montana and South Dakota.

APPENDIX B

State Variations among Right to Examine Provisions

1. California

a. CA Non- Senior (under age 60)

NOTICE OF 10 DAY RIGHT TO EXAMINE POLICY: If for any reason You are dissatisfied with this Policy, it may be returned to Us or to the insurance agent through whom it was purchased within ten days after its receipt by the You (thirty days in the case of a replacement Policy) and You will be entitled to a refund of the Cash Value and any Policy fee paid for the Policy, whereupon the Policy shall be void.

b. CA Seniors—(issued age 60 and over):

This Policy may be returned within 30 days from the date You received it. During that 30-day period, Your money will be placed in the Fixed Account or, unless You direct that the premium be invested in a stock or bond portfolio underlying the Policy during the 30-day period. If You do not direct that the premium be invested in a stock or bond portfolio, and if You return the Policy within the 30-day period, You will be entitled to a refund of the premium and any Policy fee paid. If You direct that the premium be invested in a stock or bond portfolio during the 30-day period, and if You return the Policy during that period, You will be entitled to a refund of the Policy's Cash Value on the day the Policy is received by Us or the agent who sold You this Policy, which could be less than the premium You paid for the Policy, plus any Policy fee paid.

2. District of Columbia:

NOTICE OF RIGHT TO EXAMINE POLICY: If for any reason You are dissatisfied with this Policy, it may be returned to Us or to the insurance agent through whom it was purchased within the later of forty-five days after You signed the application for the Policy, or ten days after its receipt by the You (thirty days in

the case of a replacement Policy). The premium, including any Policy charges, will then be refunded, whereupon the Policy shall be void from the beginning and You and FLIAC shall be in the same position as if no Policy had been issued.

3. New York:

NOTICE OF 10 DAY RIGHT TO EXAMINE POLICY: If for any reason You are dissatisfied with this Policy, it may be returned to the Us or to the insurance agent through whom it was purchased within ten days after its receipt by You (sixty days in the case of a replacement Policy). The premium, including any Policy charges, will then be refunded, whereupon the Policy shall be void from the beginning and You and FLIAC shall be in the same position as if no Policy had been issued.

4. North Dakota:

NOTICE OF 20 DAY RIGHT TO EXAMINE POLICY: If for any reason You are dissatisfied with this Policy, it may be returned to Us or to the insurance agent through whom it was purchased within twenty days after its receipt by You (thirty days in the case of a replacement Policy). The premium, including any Policy charges, will then be refunded, whereupon the Policy shall be void from the beginning and You and FLIAC shall be in the same position as if no Policy had been issued.

5. All Other States:

NOTICE OF 10 DAY RIGHT TO EXAMINE POLICY: If for any reason You are dissatisfied with this Policy, it may be returned to Us or to the insurance agent through whom it was purchased within ten days after its receipt by You (thirty days in the case of a replacement Policy). The premium, including any policy charges, will then be refunded, whereupon the Policy shall be void from the beginning and You and FLIAC shall be in the same position as if no Policy had been issued.

This page intentionally left blank.

This page intentionally left blank.

This page intentionally left blank.

This page intentionally left blank.

Prospectus

Delaware VIP® Trust

Delaware VIP Covered Call Strategy Series

Delaware VIP Fund for Income Series

Delaware VIP Growth Equity Series

Delaware VIP Equity Income Series

Delaware VIP Government Cash Management Series

Delaware VIP Growth and Income Series

Delaware VIP Opportunity Series

Delaware VIP Limited Duration Bond Series

Delaware VIP Special Situations Series

Delaware VIP International Series

Delaware VIP Total Return Series

Delaware VIP Investment Grade Series

Standard Class

October 4, 2019

Beginning on or about June 1, 2021, as permitted by regulations adopted by the Securities and Exchange Commission, paper copies of your Series' shareholder reports will no longer be sent to you by mail, unless you specifically request them from the Series or from your financial intermediary, such as a broker/dealer, bank, or insurance company. Instead, you will be notified by mail each time a report is posted on the website and provided with a link to access the report.

If you already elected to receive shareholder reports electronically, you will not be affected by this change and you do not need to take any action.

You may elect to receive paper copies of all future shareholder reports free of charge. You can inform the Series that you wish to continue receiving paper copies of your shareholder reports by contacting us at 800 523-1918. If you own these shares through a financial intermediary, you may contact your financial intermediary to elect to continue to receive paper copies of your shareholder reports. Your election to receive reports in paper will apply to all funds held with the Delaware Funds® by Macquarie or your financial intermediary.

The US Securities and Exchange Commission has not approved or disapproved these securities or passed upon the adequacy of this Prospectus. Any representation to the contrary is a criminal offense.

**Get shareholder reports and prospectuses online instead of in the mail.
Visit delawarefunds.com/dcio/literature.**

Table of Contents

Series summary	3
Delaware VIP® Covered Call Strategy Series	3
Delaware VIP Fund for Income Series	9
Delaware VIP Growth Equity Series	17
Delaware VIP Equity Income Series	23
Delaware VIP Government Cash Management Series	28
Delaware VIP Growth and Income Series	33
Delaware VIP Opportunity Series	40
Delaware VIP Limited Duration Bond Series	47
Delaware VIP Special Situations Series	56
Delaware VIP International Series	63
Delaware VIP Total Return Series	71
Delaware VIP Investment Grade Series	80
How we manage the Series	87
Our principal investment strategies	87
The risks of investing in the Series	104
Disclosure of portfolio holdings information	137
Who manages the Series	138
Investment manager	138
Portfolio managers	140
Manager of managers structure	152
Who's who	153
Important information about the Series	154
Share classes	154
Salesperson and life insurance company compensation	154
Purchase and redemption of shares	154
Payments to intermediaries	154
Calculating share price	156
Fair valuation	157
Frequent trading of Series shares (market timing and disruptive trading)	157
Dividends, distributions, and taxes	161
Certain management considerations	161
Financial highlights	162

Series summary

Delaware VIP® Covered Call Strategy Series

What is the Series' investment objective?

Delaware VIP Covered Call Strategy Series seeks long-term capital appreciation.

What are the Series' fees and expenses?

The table below describes the fees and expenses that you may pay if you buy and hold shares of the Series. The fee table and example do not reflect any fees or sales charges imposed by variable insurance contracts. If they did, the expenses would be higher.

Annual series operating expenses (expenses that you pay each year as a percentage of the value of your investment)

Class	Standard
Management fees	0.75%
Distribution and service (12b-1) fees	none
Other expenses.	0.37%
Total annual series operating expenses	1.12%
Fee waivers and expense reimbursements	(0.22%) ¹
Total annual series operating expenses after fee waivers and expense reimbursements	0.90%

¹ The Series' investment manager, Delaware Management Company (Manager), has contractually agreed to waive all or a portion of its investment advisory fees and/or pay/reimburse expenses (excluding any acquired fund fees and expenses, taxes, interest, short sale dividend and interest expenses, brokerage fees, certain insurance costs, and nonroutine expenses or costs, including, but not limited to, those relating to reorganizations, litigation, conducting shareholder meetings, and liquidations) in order to prevent total annual series operating expenses from exceeding 0.90% of the Series' average daily net assets from Oct. 4, 2019 through Oct. 31, 2021. These waivers and reimbursements may only be terminated by agreement of the Manager and the Series.

Example

This example is intended to help you compare the cost of investing in the Series with the cost of investing in other mutual funds. The example assumes that you invest \$10,000 in the Series for the time periods indicated and then redeem all of your shares at the end of those periods. The example also assumes that your investment has a 5% return each year and

Series summary

reflects the Manager’s expense waivers and reimbursements for the 2-year contractual period and the total operating expenses without waivers for years 3 through 10. Although your actual costs may be higher or lower, based on these assumptions your costs would be:

Class	Standard
1 year	\$92
3 years.	\$311
5 years.	\$573
10 years.	\$1,323

Portfolio turnover

The Series pays transaction costs, such as commissions, when it buys and sells securities (or “turns over” its portfolio). A higher portfolio turnover rate may indicate higher transaction costs and may result in higher taxes when Series shares are held in a taxable account. These costs, which are not reflected in the annual series operating expenses or in the example, affect the Series’ performance. During the most recent fiscal year, the Predecessor Series’ (defined below) portfolio turnover rate was 87% of the average value of its portfolio.

What are the Series’ principal investment strategies?

The Series invests in a portfolio of equity securities and writes (sells) call options on those securities. Under normal circumstances, the Series writes (sells) call options on at least 80% of the Series’ total assets (80% policy). The Series normally writes (sells) covered call options listed on US exchanges on the equity securities held by the Series to seek to lower the overall volatility of the Series’ portfolio, protect the Series from market declines and generate income. The call options written (sold) by the Series will generally have an exercise price that is above the market price of the underlying security at the time the option is written (sold). The Series’ equity investments consist primarily of common stocks of large-size US companies (companies over \$10 billion in market capitalization), certain of which may pay dividends, and US dollar-denominated equity securities of foreign issuers (i.e., American Depositary Receipts (ADRs)) traded on US securities exchanges. To a lesser extent, the Series may also invest in and write (sell) covered call options on securities of mid- and small-capitalization issuers and exchange-traded funds (ETFs) that track certain market indices, such as the S&P 500. The nature of the Series is such that it may be expected to underperform equity markets during periods of sharply rising equity prices; conversely, the Series seeks to reduce losses relative to equity markets during periods of declining equity prices.

A call option gives the purchaser of the option the right to buy, and the writer, in this case, the Series, the obligation to sell, the underlying security at the exercise price at any time prior to the expiration of the contract, regardless of the market price of the underlying security during the option period. Covered call options may be sold up to the number of shares of the equity securities held by the Series.

In selecting investments, Ziegler Capital Management, LLC (ZCM), the Series' sub-advisor, considers the following, among other criteria: a) companies in an industry with a large market share or significant revenues that fit the Series' investment strategy; b) companies with new products or new management to replace underperforming management; c) recent or anticipated fundamental improvements in industry environment; and d) companies that are out of favor. Call options written by the Series are designed to create income, lower the overall volatility of the Series' portfolio and mitigate the impact of market declines. ZCM considers several factors when writing (selling) call options, including the overall equity market outlook, sector and/or industry attractiveness, individual security considerations, and relative and/or historical levels of option premiums. Premiums received for a call option the Series writes will be treated as a short-term capital gain if the option expires.

The Series may sell a security based on the following, among other criteria: a) an actual or anticipated significant decline in an issuer's profitability and/or a significant negative outlook from management; b) a large appreciation in the stock price that leads to overvaluation relative to itself and its peers historically; c) significant management turnover at the senior level; or d) an industry-wide decrease in demand for an issuer's products or services. ZCM writes call options based upon its outlook on the economy and stock market and analysis of individual stocks, which can impact the exercise price and expiration of a call option. Generally, higher implied volatility will lead to longer expirations, locking in potentially higher call premiums, whereas lower implied volatility will tend to lead to shorter-dated options. The writing of covered call options may result in frequent trading and a high portfolio turnover rate.

Additionally, from time to time, in pursuing its investment strategies, the Series may hold significant investments (25% or more of its assets) in a specific market sector, including the information technology sector.

What are the principal risks of investing in the Series?

Investing in any mutual fund involves the risk that you may lose part or all of the money you invest. Over time, the value of your investment in the Series will increase and decrease according to changes in the value of the securities in the Series' portfolio. The Series' principal risks include:

Market risk — Stock prices may decline over short or even extended periods due to general economic and market conditions, adverse political or regulatory developments or a change in interest rates. Adverse market events may lead to increased redemptions, which could cause the Series to experience a loss or difficulty in selling investments to meet redemptions.

Call options risk — Writing call options involves risks, such as potential losses if equity markets or an individual equity security do not move as expected and the potential for greater losses than if these techniques had not been used. By writing covered call options, the Series will give up the opportunity to benefit from potential increases in the value of a Series asset

Series summary

above the exercise price, but will bear the risk of declines in the value of the asset. Writing call options may expose the Series to significant additional costs. Derivatives may be difficult to sell, unwind or value.

Dividend risk — At times, the Series may not be able to identify attractive dividend-paying stocks. The income received by the Series will also fluctuate due to the amount of dividends that companies elect to pay, which could adversely affect the Series' ability to pay dividends and its share price.

Active management and selection risk — The risk that the securities selected by a series' management will underperform the markets, the relevant indices, or the securities selected by other funds with similar investment objectives and investment strategies. The securities and sectors selected may vary from the securities and sectors included in the relevant index.

Exchange-traded funds risk — The risks of investing in securities of ETFs typically reflect the risks of the types of instruments in which the ETF invests. In addition, because ETFs are investment companies, the Series will bear its proportionate share of the fees and expenses of an investment in an ETF. As a result, the Series' operating expenses may be higher and performance may be lower.

High portfolio turnover and frequent trading risk — High portfolio turnover could increase the Series' transaction costs and negatively impact performance.

Mid-size and small-size company risk — The market risk associated with stocks of mid- and small-size companies is generally greater than that associated with stocks of larger, more established companies because stocks of mid- and small-size companies tend to experience sharper price fluctuations. At times, it may be difficult to sell mid- to small-size company stocks at reasonable prices.

Sector risk — The Series may hold a significant amount of investments in similar businesses, which could be affected by the same economic or market conditions. The Series may be significantly invested in the information technology sector, meaning that the value of its shares may be particularly vulnerable to factors affecting that sector, such as intense competition, government regulation and potentially rapid product obsolescence. Companies in this sector also are heavily dependent on intellectual property rights and may be adversely affected by the loss or impairment of those rights.

American depositary receipts risk — ADRs may involve many of the same risks as direct investments in foreign securities, including currency exchange fluctuations, less liquidity, more volatility, different governmental regulations, and the potential for political and economic instability.

The Manager is an indirect wholly owned subsidiary of Macquarie Group Limited (MGL). Other than Macquarie Bank Limited (MBL), a subsidiary of MGL and an affiliate of the Manager, none of the entities noted are authorized deposit-taking institutions for the purposes of the Banking Act 1959 (Commonwealth of Australia). The obligations of these entities do not represent deposits or other liabilities of MBL. MBL does not guarantee or otherwise provide assurance in respect of the obligations of these entities, unless noted otherwise. The Series is governed by US laws and regulations.

How has Delaware VIP® Covered Call Strategy Series performed?

The bar chart and table below provide some indication of the risks of investing in the Series. The Series has adopted the performance of the First Investors Life Series Covered Call Strategy Fund (Predecessor Series) as the result of a reorganization of the Predecessor Series into the Series which was consummated after the close of business on Oct. 4, 2019 (Reorganization). The Series had not yet commenced operations prior to the Reorganization. The bar chart shows changes in the performance of the Predecessor Series from year to year and shows how the Predecessor Series' average annual total returns for the 1-year and lifetime periods compare with those of a broad measure of market performance. The Predecessor Series' past performance (before and after taxes) is not necessarily an indication of how the Series will perform in the future. The returns reflect any expense caps in effect during these periods. The returns would be lower without the expense caps.

The returns shown for periods ending on or prior to Oct. 4, 2019 are those of the Predecessor Series. The returns of the Series will be different from the returns of the Predecessor Series as they have different expenses.

Updated performance information is available by calling 800 523-1918 or by visiting our website at delawarefunds.com/dcio/performance.

Series summary

Performance reflects all Series expenses but does not include any fees or sales charges imposed by variable insurance contracts. If they had been included, the returns shown below would be lower. Investors should consult the variable contract prospectus for more information.



During the periods illustrated in this bar chart, the Series' highest quarterly return was 5.79% for the quarter ended Sept. 30, 2018, and its lowest quarterly return was -12.71% for the quarter ended Dec. 31, 2018.

Average annual total returns for periods ended December 31, 2018

	1 year	Life of Series
Covered Call Strategy Series (Inception Date: 5/2/16)	-9.99%	1.94%
CBOE S&P 500 BuyWrite Index (reflects no deduction for fees, expenses or taxes).	-4.77%	5.35%
S&P 500® Index (reflects no deduction for fees, expenses or taxes) .	-4.38%	9.74%

Who manages the Series?

Investment manager

Delaware Management Company, a series of Macquarie Investment Management Business Trust (a Delaware statutory trust)

Sub-advisor

Ziegler Capital Management, LLC (ZCM)

Portfolio managers	Title with ZCM	Start date on the Series
Wiley D. Angell	Senior Portfolio Manager	October 2019
Sean C. Hughes, CFA	Senior Portfolio Manager	October 2019

Purchase and redemption of Series shares

Shares are sold only to separate accounts of life insurance companies at net asset value (NAV). Please refer to the variable annuity or variable life insurance product contract prospectus for more information about the purchase and redemption of shares.

Tax information

The dividends and distributions paid from the Series to the insurance company separate accounts will consist of ordinary income, capital gains, or some combination of both. Because shares of the Series must be purchased through separate accounts used to fund variable annuity contracts or variable life insurance contracts (variable contracts), such dividends and distributions will be exempt from current taxation by contract holders if left to accumulate within a separate account. You should refer to your variable contract prospectus for more information on these tax consequences.

Payments to broker/dealers and other financial intermediaries

If you purchase shares of the Series through a broker/dealer or other financial intermediary (such as an insurance company), the Series and its related companies may pay the intermediary for the sale of Series shares and related services. These payments may create a conflict of interest by influencing the broker/dealer or other intermediary and your salesperson to recommend the Series over another investment. Ask your salesperson or visit your financial intermediary’s website for more information.

Series summary

What is the Series' investment objective?

Delaware VIP Fund for Income Series seeks high current income.

What are the Series' fees and expenses?

The table below describes the fees and expenses that you may pay if you buy and hold shares of the Series. The fee table and example do not reflect any fees or sales charges imposed by variable insurance contracts. If they did, the expenses would be higher.

Annual series operating expenses (expenses that you pay each year as a percentage of the value of your investment)

Class	Standard
Management fees	0.65%
Distribution and service (12b-1) fees	none
Other expenses	0.20%
Total annual series operating expenses	0.85%
Fee waivers and expense reimbursements	(0.02%) ¹
Total annual series operating expenses after fee waivers and expense reimbursements	0.83%

¹ The Series' investment manager, Delaware Management Company (Manager), has contractually agreed to waive all or a portion of its investment advisory fees and/or pay/reimburse expenses (excluding any acquired fund fees and expenses, taxes, interest, short sale dividend and interest expenses, brokerage fees, certain insurance costs, and nonroutine expenses or costs, including, but not limited to, those relating to reorganizations, litigation, conducting shareholder meetings, and liquidations) in order to prevent total annual series operating expenses from exceeding 0.83% of the Series' average daily net assets from Oct. 4, 2019 through Oct. 31, 2021. These waivers and reimbursements may only be terminated by agreement of the Manager and the Series.

Example

This example is intended to help you compare the cost of investing in the Series with the cost of investing in other mutual funds. The example assumes that you invest \$10,000 in the Series for the time periods indicated and then redeem all of your shares at the end of those periods. The example also assumes that your investment has a 5% return each year and reflects the Manager's expense waivers and reimbursements for the 2-year contractual period and the total operating expenses without waivers for years 3 through 10. Although your actual costs may be higher or lower, based on these assumptions your costs would be:

Class	Standard
1 year	\$85
3 years	\$267
5 years	\$467
10 years	\$1,045

Portfolio turnover

The Series pays transaction costs, such as commissions, when it buys and sells securities (or “turns over” its portfolio). A higher portfolio turnover rate may indicate higher transaction costs and may result in higher taxes when Series shares are held in a taxable account. These costs, which are not reflected in the annual series operating expenses or in the example, affect the Series’ performance. During the most recent fiscal year, the Predecessor Series’ (defined below) portfolio turnover rate was 73% of the average value of its portfolio.

What are the Series’ principal investment strategies?

The Series primarily invests in high yield, below investment grade corporate bonds (commonly known as “high yield” or “junk bonds”). High yield bonds include both bonds that are rated below Baa3 by Moody’s Investors Service, Inc. or below BBB- by Standard & Poor’s Financial Services LLC as well as unrated bonds that are determined by the Series’ Manager to be of equivalent quality. High yield bonds generally provide higher income than investment grade bonds to compensate investors for their higher risk of default (i.e., failure to make required interest or principal payments). The Series may also invest in other high yield debt securities, such as assignments of syndicated bank loans (also known as “floating rate loans”). While the Series does not impose any maturity or duration limits on its investments, the Manager expects that the majority of the Series’ investments will be in bonds maturing in 10 years or less.

Although the Manager will consider ratings assigned by ratings agencies in selecting high yield bonds, it relies principally on its own research and investment analysis. The Manager may sell a bond when it shows deteriorating fundamentals or it falls short of the Manager’s expectations. It may also decide to continue to hold a bond (or related securities) after its issuer defaults or is subject to a bankruptcy. In addition, the Manager may seek investment advice and recommendations from its affiliates: Macquarie Investment Management Europe Limited, Macquarie Investment Management Austria Kapitalanlage AG, and Macquarie Investment Management Global Limited (together, the “Affiliated Sub-Advisors”). The Manager may also permit these Affiliated Sub-Advisors to execute Series security trades on behalf of the Manager and exercise investment discretion for securities in certain markets where the Manager believes it will be beneficial to utilize an Affiliated Sub-Advisor’s specialized market knowledge.

What are the principal risks of investing in the Series?

Investing in any mutual fund involves the risk that you may lose part or all of the money you invest. Over time, the value of your investment in the Series will increase and decrease according to changes in the value of the securities in the Series' portfolio. The Series' principal risks include:

Market risk — The floating rate loan, high yield loan and bond market can experience sharp price swings due to a variety of factors, including changes in economic forecasts, stock market volatility, large sustained sales of high yield bonds by major investors, high-profile defaults or the market's psychology. Adverse market events may lead to increased redemptions, which could cause the Series to experience a loss or difficulty in selling securities to meet redemptions.

High yield (junk bond) risk — The risk that high yield securities, commonly known as “junk bonds,” are subject to reduced creditworthiness of issuers, increased risk of default, and a more limited and less liquid secondary market. High yield securities may also be subject to greater price volatility and risk of loss of income and principal than are higher-rated securities. High yield bonds are sometimes issued by municipalities that have less financial strength and therefore have less ability to make projected debt payments on the bonds.

Credit risk — A debt issuer may become unable or unwilling to pay interest or principal when due. The prices of debt securities are affected by the credit quality of the issuer.

Interest rate risk — In general, when interest rates rise, the market value of a debt security declines, and when interest rates decline, the market value of a debt security increases. Floating rate securities may be less sensitive than fixed-rate instruments to interest rate changes, but they could remain sensitive over the short-term to interest rate changes. The interest rates on floating rate securities adjust periodically and may not correlate to prevailing interest rates during the periods between rate adjustments. Securities with longer maturities and durations are generally more sensitive to interest rate changes.

Floating rate loan risk — The value of any collateral securing a floating rate loan may decline, be insufficient to meet the borrower's obligations, or be difficult or costly to liquidate. It may take significantly longer than 7 days for investments in floating rate loans to settle, which can adversely affect the Series' ability to timely honor redemptions. In the event of a default, it may be difficult to collect on any collateral and a floating rate loan can decline significantly in value. The Series' access to collateral may also be limited by bankruptcy or other insolvency laws. Although senior loans may be senior to equity and debt securities in the borrower's capital structure, the loans may be subordinated to other obligations of the borrower or its subsidiaries. If a floating rate loan is acquired through an assignment, the Series may not be able to unilaterally enforce all rights and remedies under the loan and

with regard to any associated collateral. High yield floating rate loans usually are more credit sensitive. Floating rate loans may not be considered “securities” for certain purposes of the federal securities laws and purchasers, such as the Series, therefore, may not be entitled to rely on the anti-fraud protections of the federal securities laws. Floating rate loans which reference the London interbank offered rate (LIBOR) may be adversely affected by potential changes related to the use of LIBOR. While some floating rate loans may contemplate a scenario where LIBOR is no longer available by providing for an alternative rate setting methodology, not all instruments have such “fallback provisions” and the effectiveness of replacement rates is uncertain. The potential abandonment of LIBOR could affect the value and liquidity of floating rate loans which reference LIBOR, especially those that do not have fallback provisions.

Active management and selection risk — The risk that the securities selected by a series’ management will underperform the markets, the relevant indices, or the securities selected by other funds with similar investment objectives and investment strategies. The securities and sectors selected may vary from the securities and sectors included in the relevant index.

Liquidity risk — Certain investments may be difficult or impossible to sell at a favorable time or price. Market developments may cause the Series’ investments to become less liquid and subject to erratic price movements. High yield securities and loans tend to be less liquid. Floating rate loans generally are subject to legal or contractual restrictions on resale and may trade infrequently. Assignments of bank loans and bonds also may be less liquid at times because of potential delays in the settlement process or restrictions on resale.

The Manager is an indirect wholly owned subsidiary of Macquarie Group Limited (MGL). Other than Macquarie Bank Limited (MBL), a subsidiary of MGL and an affiliate of the Manager, none of the entities noted are authorized deposit-taking institutions for the purposes of the Banking Act 1959 (Commonwealth of Australia). The obligations of these entities do not represent deposits or other liabilities of MBL. MBL does not guarantee or otherwise provide assurance in respect of the obligations of these entities, unless noted otherwise. The Series is governed by US laws and regulations.

How has Delaware VIP® Fund for Income Series performed?

The bar chart and table below provide some indication of the risks of investing in the Series. The Series has adopted the performance of the First Investors Life Series Fund For Income (Predecessor Series) as the result of a reorganization of the Predecessor Series into the Series which was consummated after the close of business on Oct. 4, 2019 (Reorganization). The Series had not yet commenced operations prior to the Reorganization. The bar chart shows changes in the performance of the Predecessor Series from year to year and shows how

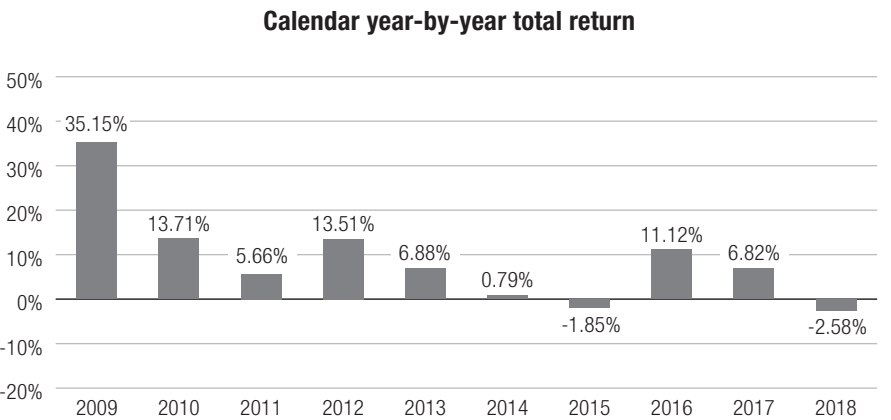
Series summary

the Predecessor Series' average annual total returns for the 1-, 5-, and 10-year or lifetime periods compare with those of a broad measure of market performance. The Predecessor Series' past performance (before and after taxes) is not necessarily an indication of how the Series will perform in the future. The returns reflect any expense caps in effect during these periods. The returns would be lower without the expense caps.

The returns shown for periods ending on or prior to Oct. 4, 2019 are those of the Predecessor Series. The returns of the Series will be different from the returns of the Predecessor Series as they have different expenses.

Updated performance information is available by calling 800 523-1918 or by visiting our website at delawarefunds.com/dcio/performance.

Performance reflects all Series expenses but does not include any fees or sales charges imposed by variable insurance contracts. If they had been included, the returns shown below would be lower. Investors should consult the variable contract prospectus for more information.



During the periods illustrated in this bar chart, the Series' highest quarterly return was 15.22% for the quarter ended June 30, 2009, and its lowest quarterly return was -5.37% for the quarter ended Sept. 30, 2011.

Average annual total returns for periods ended December 31, 2018

	1 year	5 years	10 years
Fund for Income Series	-2.58%	2.73%	8.46%
ICE BofAML US High Yield Constrained Index (reflects no deduction for fees, expenses, or taxes)*	-2.27%	3.83%	11.02%
ICE BofAML BB-B US Cash Pay High Yield Constrained Index (reflects no deduction for fees, expenses or taxes)*	-2.04%	3.87%	9.98%

* The Series changed its broad-based securities index to the ICE BofAML US High Yield Constrained Index as of Oct. 4, 2019. The Series elected to use the new index because it more closely reflected the Series' investment strategies.

Who manages the Series?

Investment manager

Delaware Management Company, a series of Macquarie Investment Management Business Trust (a Delaware statutory trust)

Portfolio managers	Title with Delaware Management Company	Start date on the Series
John P. McCarthy, CFA	Senior Vice President, Co-Head of High Yield, Senior Portfolio Manager	October 2019
Adam H. Brown, CFA	Senior Vice President, Co-Head of High Yield, Senior Portfolio Manager	October 2019
Craig C. Dembek, CFA	Executive Director, Global Head of Credit Research	October 2019
Paul A. Matlack, CFA	Senior Vice President, Senior Portfolio Manager, Fixed Income Strategist	October 2019

Sub-advisors

Macquarie Investment Management Austria Kapitalanlage AG (MIMAK)

Macquarie Investment Management Europe Limited (MIMEL)

Macquarie Investment Management Global Limited (MIMGL)

Series summary

Purchase and redemption of Series shares

Shares are sold only to separate accounts of life insurance companies at net asset value (NAV). Please refer to the variable annuity or variable life insurance product contract prospectus for more information about the purchase and redemption of shares.

Tax information

The dividends and distributions paid from the Series to the insurance company separate accounts will consist of ordinary income, capital gains, or some combination of both. Because shares of the Series must be purchased through separate accounts used to fund variable annuity contracts or variable life insurance contracts (variable contracts), such dividends and distributions will be exempt from current taxation by contract holders if left to accumulate within a separate account. You should refer to your variable contract prospectus for more information on these tax consequences.

Payments to broker/dealers and other financial intermediaries

If you purchase shares of the Series through a broker/dealer or other financial intermediary (such as an insurance company), the Series and its related companies may pay the intermediary for the sale of Series shares and related services. These payments may create a conflict of interest by influencing the broker/dealer or other intermediary and your salesperson to recommend the Series over another investment. Ask your salesperson or visit your financial intermediary's website for more information.

What is the Series’ investment objective?

Delaware VIP Growth Equity Series seeks long-term growth of capital.

What are the Series’ fees and expenses?

The table below describes the fees and expenses that you may pay if you buy and hold shares of the Series. The fee table and example do not reflect any fees or sales charges imposed by variable insurance contracts. If they did, the expenses would be higher.

Annual series operating expenses (expenses that you pay each year as a percentage of the value of your investment)

Class	Standard
Management fees	0.65%
Distribution and service (12b-1) fees	none
Other expenses	0.11%
Total annual series operating expenses	0.76%
Fee waivers and expense reimbursements	(0.00%) ¹
Total annual series operating expenses after fee waivers and expense reimbursements	0.76%

¹ The Series’ investment manager, Delaware Management Company (Manager), has contractually agreed to waive all or a portion of its investment advisory fees and/or pay/reimburse expenses (excluding any acquired fund fees and expenses, taxes, interest, short sale dividend and interest expenses, brokerage fees, certain insurance costs, and nonroutine expenses or costs, including, but not limited to, those relating to reorganizations, litigation, conducting shareholder meetings, and liquidations) in order to prevent total annual series operating expenses from exceeding 0.80% of the Series’ average daily net assets from Oct. 4, 2019 through Oct. 31, 2021. These waivers and reimbursements may only be terminated by agreement of the Manager and the Series.

Example

This example is intended to help you compare the cost of investing in the Series with the cost of investing in other mutual funds. The example assumes that you invest \$10,000 in the Series for the time periods indicated and then redeem all of your shares at the end of those periods. The example also assumes that your investment has a 5% return each year and reflects the Manager’s expense waivers and reimbursements for the 2-year contractual period and the total operating expenses without waivers for years 3 through 10. Although your actual costs may be higher or lower, based on these assumptions your costs would be:

Class	Standard
1 year	\$78
3 years	\$243
5 years	\$422
10 years	\$942

Series summary

Portfolio turnover

The Series pays transaction costs, such as commissions, when it buys and sells securities (or “turns over” its portfolio). A higher portfolio turnover rate may indicate higher transaction costs and may result in higher taxes when Series shares are held in a taxable account. These costs, which are not reflected in the annual series operating expenses or in the example, affect the Series’ performance. During the most recent fiscal year, the Predecessor Series’ (defined below) portfolio turnover rate was 31% of the average value of its portfolio.

What are the Series’ principal investment strategies?

The Series invests in a portfolio of approximately 40-45 common stocks that the Series’ sub-advisor, Smith Asset Management Group, L.P. (Smith), believe offers the best potential for earnings growth with the lowest risk of negative earnings surprises.

Smith employs quantitative and qualitative analysis to identify high quality companies that it believes have the ability to accelerate earnings growth and exceed investor expectations. Beginning with a universe of stocks that includes large-, mid- and small-size companies, Smith uses risk control and valuation screens primarily based on valuation, financial quality, stock volatility and corporate governance, to eliminate stocks that are highly volatile or are more likely to underperform the market. The Series will generally invest primarily in US companies.

Stocks that pass the initial screens are then evaluated using a proprietary methodology and fundamental analysis to produce a list of 80-100 eligible companies that Smith believes have a high probability of earnings growth that exceeds investor expectations. The analysis includes an evaluation of changes in Wall Street opinions, individual analysts’ historical accuracy, earnings quality analysis and corporate governance practices. Smith then constructs the Series’ portfolio based on a traditional fundamental analysis of the companies identified on the list to understand their business prospects, earnings potential, strength of management and competitive positioning.

Stocks may be sold if they exhibit negative investment or performance characteristics, including: a negative earnings forecast or report, valuation concerns, company officials’ downward guidance on company performance or earnings or announcement of a buyout. Additionally, from time to time, in pursuing its investment strategies, the Series may hold significant investments (25% or more of its assets) in a specific market sector, including the information technology sector.

What are the principal risks of investing in the Series?

Investing in any mutual fund involves the risk that you may lose part or all of the money you invest. Over time, the value of your investment in the Series will increase and decrease according to changes in the value of the securities in the Series' portfolio. The Series' principal risks include:

Market risk — Stock prices may decline over short or even extended periods due to general economic and market conditions, adverse political or regulatory developments or interest rate fluctuations. Adverse market events may lead to increased redemptions, which could cause the Series to experience a loss or difficulty in selling securities to meet redemptions.

Growth stock risk — The Series' focus on growth stocks increases the potential volatility of its share price. If expectations are not met, the prices of these stocks may decline significantly.

Focused portfolio risk — Because the Series generally invests in a limited portfolio of only 40 to 45 stocks, its performance may be more volatile than other funds whose portfolios may contain a larger number of securities.

Active management and selection risk — The risk that the securities selected by a series' management will underperform the markets, the relevant indices, or the securities selected by other funds with similar investment objectives and investment strategies. The securities and sectors selected may vary from the securities and sectors included in the relevant index.

Sector risk — The Series may hold a significant amount of investments in similar businesses, which could be affected by the same economic or market conditions. To the extent the Series invests significantly in the information technology sector, the value of the Series' shares may be particularly vulnerable to factors affecting that sector, such as intense competition and potentially rapid product obsolescence. Companies in this sector also are heavily dependent on intellectual property rights and may be adversely affected by the loss or impairment of those rights.

Mid-size and small-size company risk — The market risk associated with stocks of mid- and small-size companies is generally greater than that associated with stocks of larger, more established companies because stocks of mid- and small-size companies tend to experience sharper price fluctuations. At times, it may be difficult to sell mid- to small-size company stocks at reasonable prices.

The Series investment manager, Delaware Management Company (Manager), is an indirect wholly owned subsidiary of Macquarie Group Limited (MGL). Other than Macquarie Bank Limited (MBL), a subsidiary of MGL and an affiliate of the Manager, none of the entities noted are authorized deposit-taking institutions for the purposes of the Banking Act 1959 (Commonwealth of Australia). The obligations of these entities do not represent deposits or

Series summary

other liabilities of MBL. MBL does not guarantee or otherwise provide assurance in respect of the obligations of these entities, unless noted otherwise. The Series is governed by US laws and regulations.

How has Delaware VIP® Growth Equity Series performed?

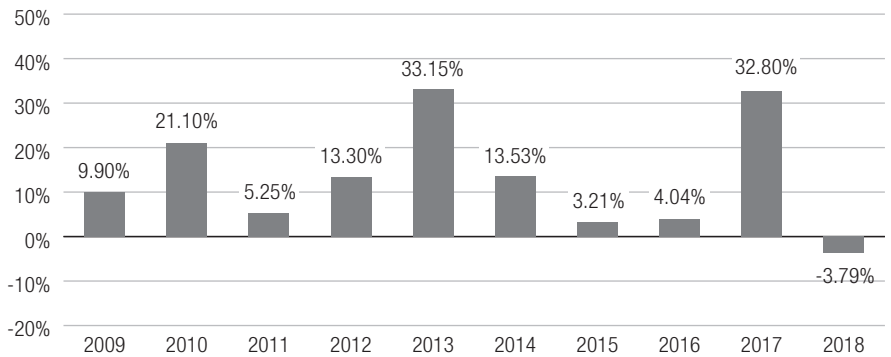
The bar chart and table below provide some indication of the risks of investing in the Series. The Series has adopted the performance of the First Investors Life Series Select Growth Fund (Predecessor Series) as the result of a reorganization of the Predecessor Series into the Series which was consummated after the close of business on Oct. 4, 2019 (Reorganization). The Series had not yet commenced operations prior to the Reorganization. The bar chart shows changes in the performance of the Predecessor Series from year to year and shows how the Predecessor Series' average annual total returns for the 1-, 5-, and 10-year or lifetime periods compare with those of a broad measure of market performance. The Predecessor Series' past performance (before and after taxes) is not necessarily an indication of how the Series will perform in the future. The returns reflect any expense caps in effect during these periods. The returns would be lower without the expense caps.

The returns shown for periods ending on or prior to Oct. 4, 2019 are those of the Predecessor Series. The returns of the Series will be different from the returns of the Predecessor Series as they have different expenses.

Updated performance information is available by calling 800 523-1918 or by visiting our website at delawarefunds.com/dcio/performance.

Performance reflects all Series expenses but does not include any fees or sales charges imposed by variable insurance contracts. If they had been included, the returns shown below would be lower. Investors should consult the variable contract prospectus for more information.

Calendar year-by-year total return



During the periods illustrated in this bar chart, the Series' highest quarterly return was 15.08% for the quarter ended March 31, 2012, and its lowest quarterly return was -15.78% for the quarter ended Dec. 31, 2018.

Average annual total returns for periods ended December 31, 2018

	1 year	5 years	10 years
Growth Equity Series	-3.79%	9.27%	12.65%
Russell 1000® Growth Index (reflects no deduction for fees, expenses or taxes)*	-1.51%	10.40%	15.29%
Russell 3000® Growth Index (reflects no deduction for fees, expenses or taxes)*	-2.12%	9.99%	15.15%

Frank Russell Company is the source and owner of the trademarks, service marks, and copyrights related to the Russell Indexes. Russel® is a trademark of Frank Russell Company.

* The Series changed its broad-based index to the Russell 1000 Growth Index as of Jan. 31, 2019. The Series elected to use the new index because it more closely reflects the Series' investment strategy.

Who manages the Series?

Investment manager

Delaware Management Company, a series of Macquarie Investment Management Business Trust (a Delaware statutory trust)

Sub-advisor

Smith Asset Management Group, L.P. (Smith)

Portfolio managers	Title with Smith	Start date on the Series
Stephen S. Smith, CFA	Chief Executive Officer and Chief Investment Officer	October 2019
John D. Brim, CFA	President and Portfolio Manager	October 2019
Eivind Olsen, CFA	Portfolio Manager	October 2019

Purchase and redemption of Series shares

Shares are sold only to separate accounts of life insurance companies at net asset value (NAV). Please refer to the variable annuity or variable life insurance product contract prospectus for more information about the purchase and redemption of shares.

Series summary

Tax information

The dividends and distributions paid from the Series to the insurance company separate accounts will consist of ordinary income, capital gains, or some combination of both. Because shares of the Series must be purchased through separate accounts used to fund variable annuity contracts or variable life insurance contracts (variable contracts), such dividends and distributions will be exempt from current taxation by contract holders if left to accumulate within a separate account. You should refer to your variable contract prospectus for more information on these tax consequences.

Payments to broker/dealers and other financial intermediaries

If you purchase shares of the Series through a broker/dealer or other financial intermediary (such as an insurance company), the Series and its related companies may pay the intermediary for the sale of Series shares and related services. These payments may create a conflict of interest by influencing the broker/dealer or other intermediary and your salesperson to recommend the Series over another investment. Ask your salesperson or visit your financial intermediary's website for more information.

What is the Series’ investment objective?

Delaware VIP Equity Income Series seeks total return.

What are the Series’ fees and expenses?

The table below describes the fees and expenses that you may pay if you buy and hold shares of the Series. The fee table and example do not reflect any fees or sales charges imposed by variable insurance contracts. If they did, the expenses would be higher.

Annual series operating expenses (expenses that you pay each year as a percentage of the value of your investment)

Class	Standard
Management fees	0.65%
Distribution and service (12b-1) fees	none
Other expenses.	0.10%
Total annual series operating expenses	0.75%
Fee waivers and expense reimbursements	(0.00%) ¹
Total annual series operating expenses after fee waivers and expense reimbursements.	0.75%

¹ The Series’ investment manager, Delaware Management Company (Manager), has contractually agreed to waive all or a portion of its investment advisory fees and/or pay/reimburse expenses (excluding any acquired fund fees and expenses, taxes, interest, short sale dividend and interest expenses, brokerage fees, certain insurance costs, and nonroutine expenses or costs, including, but not limited to, those relating to reorganizations, litigation, conducting shareholder meetings, and liquidations) in order to prevent total annual series operating expenses from exceeding 0.80% of the Series’ average daily net assets from Oct. 4, 2019 through Oct. 31, 2021. These waivers and reimbursements may only be terminated by agreement of the Manager and the Series.

Example

This example is intended to help you compare the cost of investing in the Series with the cost of investing in other mutual funds. The example assumes that you invest \$10,000 in the Series for the time periods indicated and then redeem all of your shares at the end of those periods. The example also assumes that your investment has a 5% return each year and reflects the Manager’s expense waivers and reimbursements for the 2-year contractual period and the total operating expenses without waivers for years 3 through 10. Although your actual costs may be higher or lower, based on these assumptions your costs would be:

Class	Standard
1 year	\$77
3 years.	\$240
5 years.	\$417
10 years.	\$930

Series summary

Portfolio turnover

The Series pays transaction costs, such as commissions, when it buys and sells securities (or “turns over” its portfolio). A higher portfolio turnover rate may indicate higher transaction costs and may result in higher taxes when Series shares are held in a taxable account. These costs, which are not reflected in the annual series operating expenses or in the example, affect the Series’ performance. During the most recent fiscal year, the Predecessor Series’ (defined below) portfolio turnover rate was 50% of the average value of its portfolio.

What are the Series’ principal investment strategies?

The Series invests, under normal circumstances, primarily in companies that the Series believes are undervalued in the market relative to their long term potential. Under normal circumstances, the Series will invest at least 80% of its net assets (including any borrowings for investment purposes) in equities (80% policy). For purposes of this 80% policy, equities may include common stock, preferred stock, equity-based exchange-traded funds (ETFs) and instruments that are convertible into common stock, or other instruments that represent an equity position in an issuer. The Series seeks to generate income by investing in dividend paying companies.

The Series generally uses a “bottom-up” approach in attempting to identify stocks that are undervalued. This means that the Series generally identifies potential investments through fundamental research and analysis which includes, among other things, analyzing a company’s balance sheet, cash flow statements and competition within a company’s industry. The Series also assesses a company’s corporate strategy and whether the company is operating in the interests of shareholders, as well as, analyzing economic trends, interest rates, and industry diversification.

The Series may sell a security if it becomes fully valued, its fundamentals have deteriorated or alternative investment opportunities become more attractive.

The Series’ investment manager, Delaware Management Company (Manager), may permit its affiliates, Macquarie Investment Management Global Limited (MIMGL) and Macquarie Fund Management Hong Kong Limited, to execute Series security trades on behalf of the Manager. The Manager may also seek quantitative support from MIMGL.

What are the principal risks of investing in the Series?

Investing in any mutual fund involves the risk that you may lose part or all of the money you invest. Over time, the value of your investment in the Series will increase and decrease according to changes in the value of the securities in the Series’ portfolio. The Series’ principal risks include:

Market risk — Stock prices may decline over short or even extended periods due to general economic and market conditions, adverse political or regulatory developments or interest rate fluctuations. While dividend-paying stocks are generally considered less volatile than other

stocks, there can be no guarantee that the Series' overall portfolio will be less volatile than the general stock market. Adverse market events may lead to increased redemptions, which could cause the Series to experience a loss or difficulty in selling securities to meet redemptions.

Active management and selection risk — The risk that the securities selected by a series' management will underperform the markets, the relevant indices, or the securities selected by other funds with similar investment objectives and investment strategies. The securities and sectors selected may vary from the securities and sectors included in the relevant index.

Undervalued securities risk — The Series seeks to invest in securities that are undervalued and that will rise in value due to anticipated events or changes in investor perceptions. If these developments do not occur, the market price of these securities may not rise as expected or may fall.

The Series investment manager, Delaware Management Company (Manager), is an indirect wholly owned subsidiary of Macquarie Group Limited (MGL). Other than Macquarie Bank Limited (MBL), a subsidiary of MGL and an affiliate of the Manager, none of the entities noted are authorized deposit-taking institutions for the purposes of the Banking Act 1959 (Commonwealth of Australia). The obligations of these entities do not represent deposits or other liabilities of MBL. MBL does not guarantee or otherwise provide assurance in respect of the obligations of these entities, unless noted otherwise. The Series is governed by US laws and regulations.

How has Delaware VIP® Equity Income Series performed?

The bar chart and table below provide some indication of the risks of investing in the Series. The Series has adopted the performance of the First Investors Life Series Equity Income Fund (Predecessor Series) as the result of a reorganization of the Predecessor Series into the Series which was consummated after the close of business on Oct. 4, 2019 (Reorganization). The Series had not yet commenced operations prior to the Reorganization. The bar chart shows changes in the performance of the Predecessor Series from year to year and shows how the Predecessor Series' average annual total returns for the 1-, 5-, and 10-year or lifetime periods compare with those of a broad measure of market performance. The Predecessor Series' past performance (before and after taxes) is not necessarily an indication of how the Series will perform in the future. The returns reflect any expense caps in effect during these periods. The returns would be lower without the expense caps.

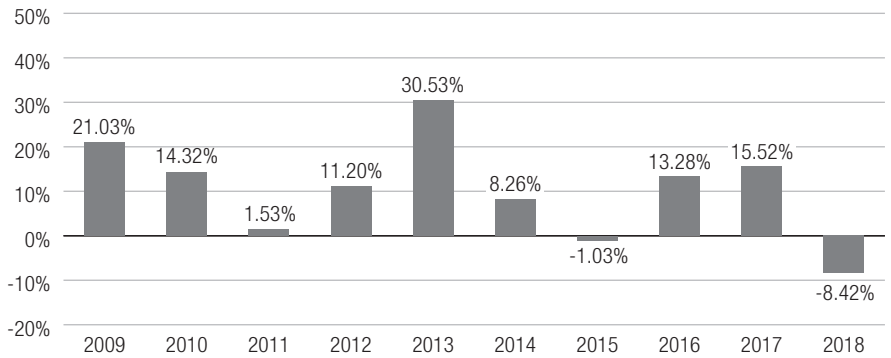
The returns shown for periods ending on or prior to Oct. 4, 2019 are those of the Predecessor Series. The returns of the Series will be different from the returns of the Predecessor Series as they have different expenses.

Series summary

Updated performance information is available by calling 800 523-1918 or by visiting our website at delawarefunds.com/dcio/performance.

Performance reflects all Series expenses but does not include any fees or sales charges imposed by variable insurance contracts. If they had been included, the returns shown below would be lower. Investors should consult the variable contract prospectus for more information.

Calendar year-by-year total return



During the periods illustrated in this bar chart, the Series' highest quarterly return was 14.39% for the quarter ended Sept. 30, 2009, and its lowest quarterly return was -15.03% for the quarter ended Sept. 30, 2011.

Average annual total returns for periods ended December 31, 2018

	1 year	5 years	10 years
Equity Income Series	-8.42%	5.13%	10.10%
Russell 1000® Value Index (reflects no deduction for fees, expenses or taxes)*	-8.27%	5.95%	11.18%
MSCI USA Value Index (reflects no deduction for fees, expenses or taxes)*	-7.18%	6.62%	11.13%

Frank Russell Company is the source and owner of the trademarks, service marks, and copyrights related to the Russell Indexes. Russell® is a trademark of Frank Russell Company.

* The Series changed its broad-based securities index to the Russell 1000 Value Index as of Oct. 4, 2019. The Series had previously changed its broad-based securities index to the MSCI USA Value Index as of Jan. 31, 2019. In each case the Series elected to use the new index because it more closely reflects the Series' investment strategies.

Who manages the Series?

Investment manager

Delaware Management Company, a series of Macquarie Investment Management Business Trust (a Delaware statutory trust)

Portfolio managers	Title with Delaware Management Company	Start date on the Series
Nikhil G. Lalvani, CFA	Vice President, Senior Portfolio Manager, Team Leader	October 2019
Robert A. Vogel Jr., CFA	Vice President, Senior Portfolio Manager	October 2019
Kristen E. Bartholdson	Vice President, Senior Portfolio Manager	October 2019

Sub-advisors

Macquarie Investment Management Global Limited (MIMGL)

Macquarie Funds Management Hong Kong Limited (MFMHKL)

Purchase and redemption of Series shares

Shares are sold only to separate accounts of life insurance companies at net asset value (NAV). Please refer to the variable annuity or variable life insurance product contract prospectus for more information about the purchase and redemption of shares.

Tax information

The dividends and distributions paid from the Series to the insurance company separate accounts will consist of ordinary income, capital gains, or some combination of both. Because shares of the Series must be purchased through separate accounts used to fund variable annuity contracts or variable life insurance contracts (variable contracts), such dividends and distributions will be exempt from current taxation by contract holders if left to accumulate within a separate account. You should refer to your variable contract prospectus for more information on these tax consequences.

Payments to broker/dealers and other financial intermediaries

If you purchase shares of the Series through a broker/dealer or other financial intermediary (such as an insurance company), the Series and its related companies may pay the intermediary for the sale of Series shares and related services. These payments may create a conflict of interest by influencing the broker/dealer or other intermediary and your salesperson to recommend the Series over another investment. Ask your salesperson or visit your financial intermediary's website for more information.

Series summary

Delaware VIP® Government Cash Management Series

What is the Series' investment objective?

Delaware VIP Government Cash Management Series seeks to earn current income consistent with the preservation of capital and maintenance of liquidity.

What are the Series' fees and expenses?

The table below describes the fees and expenses that you may pay if you buy and hold shares of the Series. The fee table and example do not reflect any fees or sales charges imposed by variable insurance contracts. If they did, the expenses would be higher.

Annual series operating expenses (expenses that you pay each year as a percentage of the value of your investment)

Class	Standard
Management fees	0.45%
Distribution and service (12b-1) fees	none
Other expenses	0.56%
Total annual series operating expenses	1.01%
Fee waivers and expense reimbursements	(0.18%) ¹
Total annual series operating expenses after fee waivers and expense reimbursements	0.83%

¹ The Series' investment manager, Delaware Management Company (Manager), has contractually agreed to waive all or a portion of its investment advisory fees and/or pay/reimburse expenses (excluding any acquired fund fees and expenses, taxes, interest, short sale dividend and interest expenses, brokerage fees, certain insurance costs, and nonroutine expenses or costs, including, but not limited to, those relating to reorganizations, litigation, conducting shareholder meetings, and liquidations) in order to prevent total annual series operating expenses from exceeding 0.83% of the Series' average daily net assets from Oct. 4, 2019 through Oct. 31, 2021. These waivers and reimbursements may only be terminated by agreement of the Manager and the Series.

Example

This example is intended to help you compare the cost of investing in the Series with the cost of investing in other mutual funds. The example assumes that you invest \$10,000 in the Series for the time periods indicated and then redeem all of your shares at the end of those periods. The example also assumes that your investment has a 5% return each year and

reflects the Manager's expense waivers and reimbursements for the 2-year contractual period and the total operating expenses without waivers for years 3 through 10. Although your actual costs may be higher or lower, based on these assumptions your costs would be:

Class	Standard
1 year	\$85
3 years.	\$285
5 years.	\$522
10 years.	\$1,203

What are the Series' principal investment strategies?

The Series intends to operate as a “government money market fund” as defined in Rule 2a-7 under the Investment Company Act of 1940 as amended. The Series will invest at least 99.5% of its total assets in (i) US Government securities; (ii) cash; and/or (iii) repurchase agreements that are collateralized fully by cash and/or US Government securities. In addition, under normal circumstances, the Series will invest at least 80% of its net assets, including any borrowings for investment purposes, in US Government securities and repurchase agreements collateralized fully by cash or US Government securities. US Government securities include: US Treasury bills and notes; obligations issued by the US Government, its agencies or instrumentalities, including securities issued by entities chartered by Congress that are not issued or guaranteed by the US Treasury, including the Federal National Mortgage Association, Federal Home Loan Mortgage Corporation, Federal Home Loan Banks and Federal Farm Credit Banks; and obligations issued by issuers that are guaranteed as to principal or interest by the US Government, its agencies or instrumentalities, including the Government National Mortgage Association. The Series may invest in fixed, variable and floating rate instruments. The Series generally invests in securities with remaining maturities of 397 days or less.

The Series' portfolio is managed to meet regulatory requirements that permit the Series to maintain a stable net asset value (NAV) of \$1.00 per share. These include requirements relating to the credit quality, maturity, liquidity and diversification of the Series investments.

What are the principal risks of investing in the Series?

You could lose money by investing in the Series. Although the Series seeks to preserve a \$1.00 per share net asset value, it cannot guarantee it will do so. An investment in the Series is not a bank deposit and is not insured or guaranteed by the Federal Deposit Insurance

Series summary

Corporation or any other government agency. The Series' sponsor has no legal obligation to provide financial support to the Series, and you should not expect that the sponsor will provide support to the Series at any time. The Series' principal risks include:

Market risk — The prices of the debt securities held by the Series may decline in response to certain events, such as general economic and market conditions, adverse political or regulatory developments and interest rate fluctuations. Adverse market events may lead to increased redemptions, which could cause the Series to experience a loss or difficulty in selling securities to meet redemptions or cause the Series' NAV to decline below \$1.00 per share. Supply issues could arise within the US Treasury securities market as demand increases for US Government securities.

Yield risk — The yields received by the Series on its investments will generally decline as interest rates decline.

Interest rate risk — Like the values of other debt instruments, the market values of US government securities are affected by changes in interest rates. When interest rates rise, the market values of US government securities generally decline. This could cause the Series' NAV to decline below \$1.00 per share. Interest rates across the US economy have recently increased and may continue to increase, thereby heightening the Series' exposure to the risks associated with rising interest rates.

Repurchase agreement risk — If the seller in a repurchase agreement transaction defaults on its obligation to repurchase a security, the Series may suffer delays, incur costs and lose money in exercising its rights.

Credit risk — The US Government securities the Series invests in may or may not be backed by the full faith and credit of the US Government. Securities issued by US Government sponsored enterprises are supported only by the credit of the issuing entity. The value of an investment will decline if there is a default by or a deterioration in the credit quality of the issuer or a provider of a credit enhancement or demand feature. This could cause the Series' NAV to decline below \$1.00 per share.

Liquidity risk — Certain investments may be difficult or impossible to sell at a favorable time or price. Market developments may cause the Series' investments to become less liquid and subject to erratic price movements, which may have an adverse effect on the Series' ability to maintain a \$1.00 share price.

The Series' Manager is an indirect wholly owned subsidiary of Macquarie Group Limited (MGL). Other than Macquarie Bank Limited (MBL), a subsidiary of MGL and an affiliate of the Manager, none of the entities noted are authorized deposit-taking institutions for the purposes of the Banking Act 1959 (Commonwealth of Australia). The obligations of these entities do not

represent deposits or other liabilities of MBL. MBL does not guarantee or otherwise provide assurance in respect of the obligations of these entities, unless noted otherwise. The Series is governed by US laws and regulations.

How has Delaware VIP® Government Cash Management Series performed?

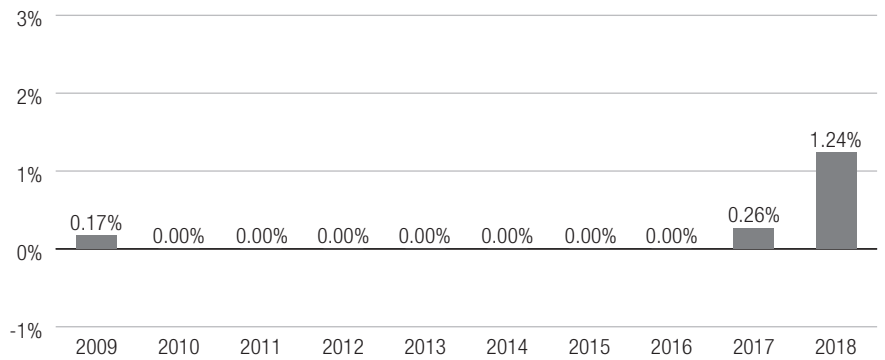
The bar chart and table below provide some indication of the risks of investing in the Series. The Series has adopted the performance of the First Investors Life Series Government Cash Management Fund (Predecessor Series) as the result of a reorganization of the Predecessor Series into the Series which was consummated after the close of business on Oct. 4, 2019 (Reorganization). The Series had not yet commenced operations prior to the Reorganization. The bar chart shows changes in the performance of the Predecessor Series from year to year and shows how the Predecessor Series’ average annual total returns for the 1-, 5-, and 10-year or lifetime periods. The Predecessor Series’ past performance (before and after taxes) is not necessarily an indication of how the Series will perform in the future. The returns reflect any expense caps in effect during these periods. The returns would be lower without the expense caps.

The returns shown for periods ending on or prior to Oct. 4, 2019 are those of the Predecessor Series. The returns of the Series will be different from the returns of the Predecessor Series as they have different expenses.

Updated performance information is available by calling 800 523-1918 or by visiting our website at delawarefunds.com/dcio/performance.

Performance reflects all Series expenses but does not include any fees or sales charges imposed by variable insurance contracts. If they had been included, the returns shown below would be lower. Investors should consult the variable contract prospectus for more information.

Calendar year-by-year total return



Series summary

During the periods illustrated in this bar chart, the Series' highest quarterly return was 0.41% for the quarter ended Dec. 31, 2018, and its lowest quarterly return was 0.00% for each quarter beginning with the quarter ended Dec. 31, 2009 through the quarter ended June 30, 2017.

Average annual total returns for periods ended December 31, 2018

	1 year	5 years	10 years
Government Cash Management Series.	1.24%	0.30%	0.17%
ICE BofAML US 3-Month Treasury Bill Index (reflects no deduction for fees, expenses, or taxes)*.	1.87%	0.63%	0.37%

* The Series added a broad-based securities index as of Oct. 4, 2019. The Series elected to use the new index because it reflected the Series' investment strategies.

Who manages the Series?

Investment manager

Delaware Management Company, a series of Macquarie Investment Management Business Trust (a Delaware statutory trust).

Purchase and redemption of Series shares

Shares are sold only to separate accounts of life insurance companies at net asset value (NAV). Please refer to the variable annuity or variable life insurance product contract prospectus for more information about the purchase and redemption of shares.

Tax information

The dividends and distributions paid from the Series to the insurance company separate accounts will consist of ordinary income, capital gains, or some combination of both. Because shares of the Series must be purchased through separate accounts used to fund variable annuity contracts or variable life insurance contracts (variable contracts), such dividends and distributions will be exempt from current taxation by contract holders if left to accumulate within a separate account. You should refer to your variable contract prospectus for more information on these tax consequences.

Payments to broker/dealers and other financial intermediaries

If you purchase shares of the Series through a broker/dealer or other financial intermediary (such as an insurance company), the Series and its related companies may pay the intermediary for the sale of Series shares and related services. These payments may create a conflict of interest by influencing the broker/dealer or other intermediary and your salesperson to recommend the Series over another investment. Ask your salesperson or visit your financial intermediary's website for more information.

What is the Series’ investment objective?

Delaware VIP Growth and Income Series seeks long-term growth of capital and current income.

What are the Series’ fees and expenses?

The table below describes the fees and expenses that you may pay if you buy and hold shares of the Series. The fee table and example do not reflect any fees or sales charges imposed by variable insurance contracts. If they did, the expenses would be higher.

Annual series operating expenses (expenses that you pay each year as a percentage of the value of your investment)

Class	Standard
Management fees	0.65%
Distribution and service (12b-1) fees	none
Other expenses	0.07%
Total annual series operating expenses	0.72%
Fee waivers and expense reimbursements	(0.00%) ¹
Total annual series operating expenses after fee waivers and expense reimbursements	0.72%

¹ The Series’ investment manager, Delaware Management Company (Manager), has contractually agreed to waive all or a portion of its investment advisory fees and/or pay/reimburse expenses (excluding any acquired fund fees and expenses, taxes, interest, short sale dividend and interest expenses, brokerage fees, certain insurance costs, and nonroutine expenses or costs, including, but not limited to, those relating to reorganizations, litigation, conducting shareholder meetings, and liquidations) in order to prevent total annual series operating expenses from exceeding 0.77% of the Series’ average daily net assets from Oct. 4, 2019 through Oct. 31, 2021. These waivers and reimbursements may only be terminated by agreement of the Manager and the Series.

Example

This example is intended to help you compare the cost of investing in the Series with the cost of investing in other mutual funds. The example assumes that you invest \$10,000 in the Series for the time periods indicated and then redeem all of your shares at the end of those periods. The example also assumes that your investment has a 5% return each year and

Series summary

reflects the Manager’s expense waivers and reimbursements for the 2-year contractual period and the total operating expenses without waivers for years 3 through 10. Although your actual costs may be higher or lower, based on these assumptions your costs would be:

Class	Standard
1 year	\$74
3 years.	\$230
5 years.	\$401
10 years.	\$894

Portfolio turnover

The Series pays transaction costs, such as commissions, when it buys and sells securities (or “turns over” its portfolio). A higher portfolio turnover rate may indicate higher transaction costs and may result in higher taxes when Series shares are held in a taxable account. These costs, which are not reflected in the annual series operating expenses or in the example, affect the Series’ performance. During the most recent fiscal year, the Predecessor Series’ (defined below) portfolio turnover rate was 58% of the average value of its portfolio.

What are the Series’ principal investment strategies?

The Series primarily invests in common stocks that offer the potential for capital growth, current income or both. The Series primarily invests in common stocks of large-size companies. The Series may also invest in mid- and small-size companies. Some but not all of the companies the Series invests in may regularly pay dividends.

The Series generally uses a “bottom-up” approach to selecting investments. This means that the Series generally identifies potential investments through fundamental research and analysis and also focuses on other issues, such as economic trends, interest rates and market capitalization. Economic trends relate to the overall direction in which the economy is moving which may provide insights into the future direction of companies. Factors may include consumer confidence, employment, interest rates and inflation. In deciding whether to buy or sell securities, the Series considers, among other things, the issuer’s financial strength, management, earnings growth or potential earnings growth and the issuer’s valuation relative to its fundamentals and peers.

The portfolio managers research individual companies and analyzes economic and market conditions, seeking to identify the securities that it believes are the best investments for the Fund. The Fund invests primarily in securities that the portfolio manager believes have long-term capital appreciation, or growth potential. The portfolio managers follow a value-oriented investment philosophy in selecting stocks for the Fund using a research-intensive approach that considers

factors such as (i) a security price that reflects a market valuation that is judged to be below the estimated present or future value of the company; (ii) favorable earnings prospects and dividend yield potential; (iii) the financial condition of the issuer; and (iv) various qualitative factors.

Stocks that the Fund invests in may pay dividends. Common or ordinary stocks are securities that represent shares of ownership in a corporation. Stockholders may participate in a corporation's profits through its distributions of dividends to stockholders, proportionate to the number of shares they own. The Fund may also own convertible securities. Convertible securities are usually preferred stocks or corporate bonds that can be exchanged for a set number of shares of common stock at a predetermined price. These securities offer higher appreciation potential than nonconvertible bonds and greater income potential than nonconvertible preferred stocks. The Fund may also invest in real estate investment trusts (REITs) and income-generating equity securities. REITs are pooled investment vehicles that invest primarily in income-producing real estate or real estate-related loans or interests.

The Series may sell a security if it becomes fully valued, is no longer attractively valued, its fundamentals have deteriorated or alternative investments become more attractive.

The Series' investment manager, Delaware Management Company (Manager), may permit its affiliates, Macquarie Investment Management Global Limited (MIMGL) and Macquarie Fund Management Hong Kong Limited, to execute Series security trades on behalf of the Manager. The Manager may also seek quantitative support from MIMGL.

What are the principal risks of investing in the Series?

Investing in any mutual fund involves the risk that you may lose part or all of the money you invest. Over time, the value of your investment in the Series will increase and decrease according to changes in the value of the securities in the Series' portfolio. The Series' principal risks include:

Market risk — Stock prices may decline over short or even extended periods due to general economic and market conditions, adverse political or regulatory developments or interest rate fluctuations. While dividend-paying stocks are generally considered less volatile than other stocks, there can be no guarantee that an investment therein will be less volatile than the general stock market. The Series' investments in potential growth opportunities may increase the potential volatility of its share price. Adverse market events may lead to increased redemptions, which could cause the Series to experience a loss or difficulty in selling securities to meet redemptions.

Undervalued securities risk — The Series seeks to invest in securities that are undervalued and that will rise in value due to anticipated events or changes in investor perceptions. If these developments do not occur, the market price of these securities may not rise as expected or may fall.

Series summary

Dividend risk — At times, the Series may not be able to identify attractive dividend-paying stocks. The income received by the Series will also fluctuate due to the amount of dividends that companies elect to pay, which could adversely affect the Series' ability to pay dividends and its share price.

Active management and selection risk — The risk that the securities selected by a series' management will underperform the markets, the relevant indices, or the securities selected by other funds with similar investment objectives and investment strategies. The securities and sectors selected may vary from the securities and sectors included in the relevant index.

REIT risk — In addition to the risks associated with the real estate industry, which include declines in the real estate market, decreases in property revenues and increases in property taxes and operating expenses, REITs are subject to additional risks, including those related to adverse governmental actions, declines in property value, and the potential failure to qualify for federal tax-free "pass-through" of distributed net income and net realized gains and exemption from registration as an investment company. REITs are dependent upon specialized management skills and may invest in relatively few properties, a small geographic area or a small number of property types. As a result, investments in REITs may be volatile. REITs are pooled investment vehicles with their own fees and expenses, and the Series will indirectly bear a proportionate share of those fees and expenses.

The Manager is an indirect wholly owned subsidiary of Macquarie Group Limited (MGL). Other than Macquarie Bank Limited (MBL), a subsidiary of MGL and an affiliate of the Manager, none of the entities noted are authorized deposit-taking institutions for the purposes of the Banking Act 1959 (Commonwealth of Australia). The obligations of these entities do not represent deposits or other liabilities of MBL. MBL does not guarantee or otherwise provide assurance in respect of the obligations of these entities, unless noted otherwise. The Series is governed by US laws and regulations.

How has Delaware VIP® Growth and Income Series performed?

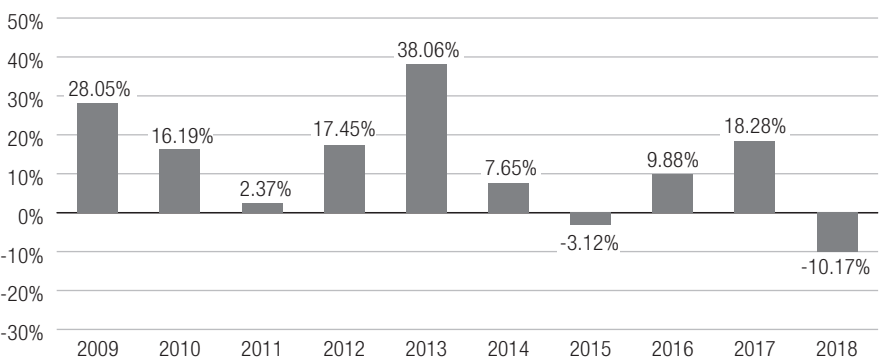
The bar chart and table below provide some indication of the risks of investing in the Series. The Series has adopted the performance of the First Investors Life Series Growth & Income Fund (Predecessor Series) as the result of a reorganization of the Predecessor Series into the Series which was consummated after the close of business on Oct. 4, 2019 (Reorganization). The Series had not yet commenced operations prior to the Reorganization. The bar chart shows changes in the performance of the Predecessor Series from year to year and shows how the Predecessor Series' average annual total returns for the 1-, 5-, and 10-year or lifetime periods compare with those of a broad measure of market performance. The Predecessor Series' past performance (before and after taxes) is not necessarily an indication of how the Series will perform in the future. The returns reflect any expense caps in effect during these periods. The returns would be lower without the expense caps.

The returns shown for periods ending on or prior to Oct. 4, 2019 are those of the Predecessor Series. The returns of the Series will be different from the returns of the Predecessor Series as they have different expenses.

Updated performance information is available by calling 800 523-1918 or by visiting our website at delawarefunds.com/dcio/performance.

Performance reflects all Series expenses but does not include any fees or sales charges imposed by variable insurance contracts. If they had been included, the returns shown below would be lower. Investors should consult the variable contract prospectus for more information.

Calendar year-by-year total return



During the periods illustrated in this bar chart, the Series' highest quarterly return was 17.42% for the quarter ended June 30, 2009, and its lowest quarterly return was -17.48% for the quarter ended Sept. 30, 2011.

Average annual total returns for periods ended December 31, 2018

	1 year	5 years	10 years
Growth and Income Series.	-10.17%	4.02%	11.64%
Russell 1000® Value Index (reflects no deduction for fees, expenses or taxes)*	-8.27%	5.95%	11.18%
MSCI USA Value Index (reflects no deduction for fees, expenses or taxes)*	-7.18%	6.62%	11.13%

Frank Russell Company is the source and owner of the trademarks, service marks, and copyrights related to the Russell Indexes. Russell® is a trademark of Frank Russell Company.

* The Series changed its broad-based securities index to the Russell 1000 Value Index as of Oct. 4, 2019. The Series had previously changed its broad-based securities index to the MSCI USA Value Index as of Jan. 31, 2019. In each case the Series elected to use the new index because it more closely reflects the Series' investment strategies.

Series summary

Who manages the Series?

Investment manager

Delaware Management Company, a series of Macquarie Investment Management Business Trust (a Delaware statutory trust)

Portfolio managers	Title with Delaware Management Company	Start date on the Series
Nikhil G. Lalvani, CFA	Vice President, Senior Portfolio Manager, Team Leader	October 2019
Robert A. Vogel Jr., CFA	Vice President, Senior Portfolio Manager	October 2019
Kristen E. Bartholdson	Vice President, Senior Portfolio Manager	October 2019

Sub-advisors

Macquarie Investment Management Global Limited (MIMGL)

Macquarie Funds Management Hong Kong Limited (MFMHKL)

Purchase and redemption of Series shares

Shares are sold only to separate accounts of life insurance companies at net asset value (NAV). Please refer to the variable annuity or variable life insurance product contract prospectus for more information about the purchase and redemption of shares.

Tax information

The dividends and distributions paid from the Series to the insurance company separate accounts will consist of ordinary income, capital gains, or some combination of both. Because shares of the Series must be purchased through separate accounts used to fund variable annuity contracts or variable life insurance contracts (variable contracts), such dividends and distributions will be exempt from current taxation by contract holders if left to accumulate within a separate account. You should refer to your variable contract prospectus for more information on these tax consequences.

Payments to broker/dealers and other financial intermediaries

If you purchase shares of the Series through a broker/dealer or other financial intermediary (such as an insurance company), the Series and its related companies may pay the intermediary for the sale of Series shares and related services. These payments may create a conflict of interest by influencing the broker/dealer or other intermediary and your salesperson to recommend the Series over another investment. Ask your salesperson or visit your financial intermediary's website for more information.

Series summary

Delaware VIP® Opportunity Series

What is the Series' investment objective?

Delaware VIP Opportunity Series seeks long-term capital growth.

What are the Series' fees and expenses?

The table below describes the fees and expenses that you may pay if you buy and hold shares of the Series. The fee table and example do not reflect any fees or sales charges imposed by variable insurance contracts. If they did, the expenses would be higher.

Annual series operating expenses (expenses that you pay each year as a percentage of the value of your investment)

Class	Standard
Management fees	0.75%
Distribution and service (12b-1) fees	none
Other expenses	0.14%
Total annual series operating expenses	0.89%
Fee waivers and expense reimbursements	(0.06%) ¹
Total annual series operating expenses after fee waivers and expense reimbursements	0.83%

¹ The Series' investment manager, Delaware Management Company (Manager), has contractually agreed to waive all or a portion of its investment advisory fees and/or pay/reimburse expenses (excluding any acquired fund fees and expenses, taxes, interest, short sale dividend and interest expenses, brokerage fees, certain insurance costs, and nonroutine expenses or costs, including, but not limited to, those relating to reorganizations, litigation, conducting shareholder meetings, and liquidations) in order to prevent total annual series operating expenses from exceeding 0.83% of the Series' average daily net assets from Oct. 4, 2019 through Oct. 31, 2021. These waivers and reimbursements may only be terminated by agreement of the Manager and the Series.

Example

This example is intended to help you compare the cost of investing in the Series with the cost of investing in other mutual funds. The example assumes that you invest \$10,000 in the Series for the time periods indicated and then redeem all of your shares at the end of those periods. The example also assumes that your investment has a 5% return each year and reflects the Manager's expense waivers and reimbursements for the 2-year contractual period and the total operating expenses without waivers for years 3 through 10. Although your actual costs may be higher or lower, based on these assumptions your costs would be:

Class	Standard
1 year	\$85
3 years	\$272
5 years	\$481
10 years	\$1,085

Portfolio turnover

The Series pays transaction costs, such as commissions, when it buys and sells securities (or “turns over” its portfolio). A higher portfolio turnover rate may indicate higher transaction costs and may result in higher taxes when Series shares are held in a taxable account. These costs, which are not reflected in the annual series operating expenses or in the example, affect the Series’ performance. During the most recent fiscal year, the Predecessor Series’ (defined below) portfolio turnover rate was 59% of the average value of its portfolio.

What are the Series’ principal investment strategies?

The Series invests primarily in mid- and small-size companies that the Series’ Manager believes offer attractive valuation and quality characteristics. Companies with attractive valuations are those that have a lower valuation than the company’s historical average valuation and a lower valuation than the company’s competitors. Companies with quality characteristics will make shareholder friendly use of its cash flow, which would include, but is not limited to: dividend payments or increases, share repurchases, and repayment of debt. The Series may also invest in active or passive exchange-traded funds (ETFs) to gain exposure to such securities and in real estate investment trusts (REITs). The Series may continue to hold stocks of companies that grow into larger companies and may also invest opportunistically in larger companies.

The Series uses a “bottom-up” approach to selecting investments. The Series uses fundamental research to search for companies that have one or more of the following: a strong balance sheet; experienced management; and stocks that are attractively priced. The Series attempts to stay broadly diversified, but it may emphasize certain industry sectors based upon economic and market conditions.

The Series may sell a stock if it becomes fully valued, its fundamentals have deteriorated or alternative investments become more attractive. The Series may also sell a stock if it grows into a large, well-established company, although it may also continue to hold such a stock irrespective of its size.

The Manager may permit its affiliates, Macquarie Investment Management Global Limited (MIMGL) and Macquarie Fund Management Hong Kong Limited, to execute Series security trades on behalf of the Manager. The Manager may also seek quantitative support from MIMGL.

Series summary

What are the principal risks of investing in the Series?

Investing in any mutual fund involves the risk that you may lose part or all of the money you invest. Over time, the value of your investment in the Series will increase and decrease according to changes in the value of the securities in the Series' portfolio. The Series' principal risks include:

Market risk — Stock prices may decline over short or even extended periods due to general economic and market conditions, adverse political or regulatory developments or interest rate fluctuations. Adverse market events may lead to increased redemptions, which could cause the Series to experience a loss or difficulty in selling securities to meet redemptions.

Mid-size and small-size company risk — The market risk associated with stocks of mid- and small-size companies is generally greater than that associated with stocks of larger, more established companies because stocks of mid- and small-size companies tend to experience sharper price fluctuations. At times, it may be difficult to sell mid- to small-size company stocks at reasonable prices.

Active management and selection risk — The risk that the securities selected by a series' management will underperform the markets, the relevant indices, or the securities selected by other funds with similar investment objectives and investment strategies. The securities and sectors selected may vary from the securities and sectors included in the relevant index.

Exchange-traded funds risk — The risks of investing in an ETF typically reflect the risks of the types of instruments in which the ETF invests. In addition, because ETFs are investment companies, the Series will bear its proportionate share of the fees and expenses of an investment in an ETF. As a result, the Series' expenses may be higher and performance may be lower.

REIT risk — In addition to the risks associated with the real estate industry, which include declines in the real estate market, decreases in property revenues and increases in property taxes and operating expenses, REITs are subject to additional risks, including those related to adverse governmental actions, declines in property value, and the potential failure to qualify for federal tax-free "pass-through" of distributed net income and net realized gains and

exemption from registration as an investment company. REITs are dependent upon specialized management skills and may invest in relatively few properties, a small geographic area or a small number of property types. As a result, investments in REITs may be volatile. REITs are pooled investment vehicles with their own fees and expenses, and the Series will indirectly bear a proportionate share of those fees and expenses.

The Manager is an indirect wholly owned subsidiary of Macquarie Group Limited (MGL). Other than Macquarie Bank Limited (MBL), a subsidiary of MGL and an affiliate of the Manager, none of the entities noted are authorized deposit-taking institutions for the purposes of the Banking Act 1959 (Commonwealth of Australia). The obligations of these entities do not represent deposits or other liabilities of MBL. MBL does not guarantee or otherwise provide assurance in respect of the obligations of these entities, unless noted otherwise. The Series is governed by US laws and regulations.

How has Delaware VIP® Opportunity Series performed?

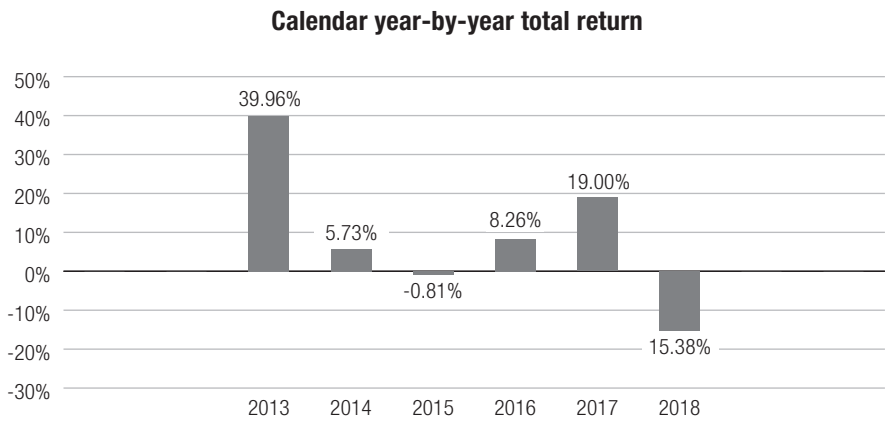
The bar chart and table below provide some indication of the risks of investing in the Series. The Series has adopted the performance of the First Investors Life Series Opportunity Fund (Predecessor Series) as the result of a reorganization of the Predecessor Series into the Series which was consummated after the close of business on Oct. 4, 2019 (Reorganization). The Series had not yet commenced operations prior to the Reorganization. The bar chart shows changes in the performance of the Predecessor Series from year to year and shows how the Predecessor Series' average annual total returns for the 1-year, 5-year, and lifetime periods compare with those of a broad measure of market performance. The Predecessor Series' past performance (before and after taxes) is not necessarily an indication of how the Series will perform in the future. The returns reflect any expense caps in effect during these periods. The returns would be lower without the expense caps.

The returns shown for periods ending on or prior to Oct. 4, 2019 are those of the Predecessor Series. The returns of the Series will be different from the returns of the Predecessor Series as they have different expenses.

Updated performance information is available by calling 800 523-1918 or by visiting our website at delawarefunds.com/dcio/performance.

Series summary

Performance reflects all Series expenses but does not include any fees or sales charges imposed by variable insurance contracts. If they had been included, the returns shown below would be lower. Investors should consult the variable contract prospectus for more information.



During the periods illustrated in this bar chart, the Series' highest quarterly return was 11.93% for the quarter ended March 31, 2013, and its lowest quarterly return was -16.37% for the quarter ended Dec. 31, 2018.

Average annual total returns for periods ended December 31, 2018

	1 year	5 years	Life of Series
Opportunity Series (Inception Date: 12/17/12)	-15.38%	2.71%	8.20%
Russell 2500™ Index (reflects no deduction for fees, expenses, or taxes)*	-10.00%	5.15%	10.21%
S&P MidCap 400® Index (reflects no deduction for fees, expenses or taxes)*	-11.08%	6.03%	10.27%

Frank Russell Company is the source and owner of the trademarks, service marks, and copyrights related to the Russell Indexes. Russell® is a trademark of Frank Russell Company.

* The Series changed its broad-based securities index to the Russell 2500 Index as of Oct. 4, 2019. The Series elected to use the new index because it more closely reflected the Series' investment strategies.

Who manages the Series?

Investment manager

Delaware Management Company, a series of Macquarie Investment Management Business Trust (a Delaware statutory trust)

Portfolio managers	Title with Delaware Management Company	Start date on the Series
Francis X. Morris	Executive Director, Chief Investment Officer — US Core Equity	October 2019
Christopher S. Adams, CFA	Vice President, Senior Portfolio Manager	October 2019
Michael S. Morris, CFA	Vice President, Senior Portfolio Manager	October 2019
Donald G. Padilla, CFA	Vice President, Senior Portfolio Manager	October 2019
David E. Reidinger	Vice President, Senior Portfolio Manager	October 2019

Sub-advisors

Macquarie Investment Management Global Limited (MIMGL)

Macquarie Funds Management Hong Kong Limited (MFMHKL)

Purchase and redemption of Series shares

Shares are sold only to separate accounts of life insurance companies at net asset value (NAV). Please refer to the variable annuity or variable life insurance product contract prospectus for more information about the purchase and redemption of shares.

Tax information

The dividends and distributions paid from the Series to the insurance company separate accounts will consist of ordinary income, capital gains, or some combination of both. Because shares of the Series must be purchased through separate accounts used to fund variable annuity contracts or variable life insurance contracts (variable contracts), such dividends and distributions will be exempt from current taxation by contract holders if left to accumulate within a separate account. You should refer to your variable contract prospectus for more information on these tax consequences.

Series summary

Payments to broker/dealers and other financial intermediaries

If you purchase shares of the Series through a broker/dealer or other financial intermediary (such as an insurance company), the Series and its related companies may pay the intermediary for the sale of Series shares and related services. These payments may create a conflict of interest by influencing the broker/dealer or other intermediary and your salesperson to recommend the Series over another investment. Ask your salesperson or visit your financial intermediary's website for more information.

What is the Series’ investment objective?

Delaware VIP Limited Duration Bond Series seeks current income consistent with low volatility of principal.

What are the Series’ fees and expenses?

The table below describes the fees and expenses that you may pay if you buy and hold shares of the Series. The fee table and example do not reflect any fees or sales charges imposed by variable insurance contracts. If they did, the expenses would be higher.

Annual series operating expenses (expenses that you pay each year as a percentage of the value of your investment)

Class	Standard
Management fees	0.50%
Distribution and service (12b-1) fees	none
Other expenses	0.64%
Total annual series operating expenses	1.14%
Fee waivers and expense reimbursements	(0.39%) ¹
Total annual series operating expenses after fee waivers and expense reimbursements	0.75%

¹ The Series’ investment manager, Delaware Management Company (Manager), has contractually agreed to waive all or a portion of its investment advisory fees and/or pay/reimburse expenses (excluding any acquired fund fees and expenses, taxes, interest, short sale dividend and interest expenses, brokerage fees, certain insurance costs, and nonroutine expenses or costs, including, but not limited to, those relating to reorganizations, litigation, conducting shareholder meetings, and liquidations) in order to prevent total annual series operating expenses from exceeding 0.75% of the Series’ average daily net assets from Oct. 4, 2019 through Oct. 31, 2021. These waivers and reimbursements may only be terminated by agreement of the Manager and the Series.

Example

This example is intended to help you compare the cost of investing in the Series with the cost of investing in other mutual funds. The example assumes that you invest \$10,000 in the Series for the time periods indicated and then redeem all of your shares at the end of those periods. The example also assumes that your investment has a 5% return each year and

Series summary

reflects the Manager's expense waivers and reimbursements for the 2-year contractual period and the total operating expenses without waivers for years 3 through 10. Although your actual costs may be higher or lower, based on these assumptions your costs would be:

Class	Standard
1 year	\$77
3 years.	\$283
5 years.	\$550
10 years.	\$1,314

Portfolio turnover

The Series pays transaction costs, such as commissions, when it buys and sells securities (or “turns over” its portfolio). A higher portfolio turnover rate may indicate higher transaction costs and may result in higher taxes when Series shares are held in a taxable account. These costs, which are not reflected in the annual series operating expenses or in the example, affect the Series’ performance. During the most recent fiscal year, the Predecessor Series’ (defined below) portfolio turnover rate was 268% of the average value of its portfolio.

What are the Series’ principal investment strategies?

Under normal circumstances, the Series will invest at least 80% of its net assets (plus any borrowings for investment purposes) in investment grade bonds (80% policy). For purposes of this 80% policy, investment grade bonds also include other investment grade fixed-income securities.

Investment grade debt securities include those that are rated within the four highest ratings categories by Moody’s Investors Service, Inc. (Moody’s) or Standard & Poor’s Financial Services LLC (S&P) or that are unrated but determined by the Series’ Manager to be of equivalent quality.

The Series may invest in a variety of different types of investment grade fixed-income securities, including corporate bonds, securities issued or guaranteed by the US Government or US Government-sponsored enterprises (some of which are not backed by the full faith and credit of the US Government), mortgage-backed and other asset-backed securities. While the Series will typically invest in domestic fixed income securities, the Series may invest up to 30% of its assets in foreign fixed income securities. In making investment decisions, the Manager considers the outlook for interest rates, economic forecasts and market conditions, credit ratings, and its own analysis of an issuer’s financial condition. The Manager will not necessarily sell an investment if its rating is reduced.

Delaware VIP® Limited Duration Bond Series

To a lesser extent, the Series also invests in high yield, below investment grade corporate bonds (commonly known as “high yield” or “junk bonds”). High yield bonds include bonds that are rated below Baa3 by Moody’s or below BBB- by S&P as well as unrated bonds that are determined by the Manager to be of equivalent quality. The Manager will consider ratings assigned by ratings agencies in selecting high yield bonds, but relies principally on its own research and investment analysis. In managing its portion of the Series, the Manager focuses on investments it believes can generate attractive and consistent income. The Manager may sell a bond when it shows deteriorating fundamentals or it falls short of the Manager’s expectations. In addition, the Manager may also invest in active or passive exchange-traded funds (ETFs) that could expose the Series to high yield securities. The Manager may seek investment advice and recommendations from its affiliates: Macquarie Investment Management Europe Limited, Macquarie Investment Management Austria Kapitalanlage AG, and Macquarie Investment Management Global Limited (together, the “Affiliated Sub-Advisors”). The Manager may also permit these Affiliated Sub-Advisors to execute Series security trades on behalf of the Manager and exercise investment discretion for securities in certain markets where the Manager believes it will be beneficial to utilize an Affiliated Sub-Advisor’s specialized market knowledge.

Additionally, from time to time, in pursuing its investment strategies, the Series may hold significant investments (25% or more of its assets) in a specific market sector, including the financials sector.

The Series seeks to maintain an average weighted duration of between one and six years. Duration is a measurement of a bond’s sensitivity to changes in interest rates. For every 1% change in interest rates, a bond’s price generally changes approximately 1% in the opposite direction for each year of duration. For example, if a portfolio of fixed income securities has an average weighted duration of six years, its value can be expected to fall about 6% if interest rates rise by 1. Conversely, the portfolio’s value can be expected to rise approximately 6% if interest rates fall by 1%. As a result, prices of securities with longer durations tend to be more sensitive to interest rate changes than prices of securities with shorter durations. By comparison, a debt security’s “maturity” is the date on which the security matures and the issuer is obligated to repay principal. Duration is typically not equal to maturity.

The Series may invest in US Treasury futures and options on US Treasury futures to hedge against changes in interest rates.

Series summary

What are the principal risks of investing in the Series?

Investing in any mutual fund involves the risk that you may lose part or all of the money you invest. Over time, the value of your investment in the Series will increase and decrease according to changes in the value of the securities in the Series' portfolio. The Series' principal risks include:

Market risk — The prices of the debt securities held by the Series may decline in response to certain events, such as general economic and market conditions, adverse political or regulatory developments and interest rate fluctuations. Adverse market events may lead to increased redemptions, which could cause the Series to experience a loss or difficulty in selling securities to meet redemptions. Certain investments may be difficult or impossible to sell at a favorable time or price when the Series requires liquidity to make redemptions.

Interest rate risk — In general, when interest rates rise, the market value of a debt security declines, and when interest rates decline, the market value of a debt security increases. Securities with longer maturities and durations are generally more sensitive to interest rate changes.

Prepayment and extension risk — When interest rates decline, borrowers tend to refinance their loans and the loans that back mortgage-backed and other asset-backed securities suffer a higher rate of prepayment. This could cause a decrease in the Series' income and share price. Conversely, when interest rates rise, borrowers tend to repay their loans less quickly which, will generally increase both the Series' sensitivity to interest rates and its potential for price declines.

Credit risk — A debt issuer may become unable or unwilling to pay interest or principal when due. The prices of debt securities are affected by the credit quality of the issuer and, in the case of mortgage-backed and asset-backed securities, the credit quality of the underlying loans. Securities issued by US Government-sponsored enterprises are supported only by the credit of the issuing entity.

Call options risk — Writing call options involves risks, such as potential losses if equity markets or an individual equity security do not move as expected and the potential for greater losses than if these techniques had not been used. By writing covered call options, the Series will give up the opportunity to benefit from potential increases in the value of a Series asset above the exercise price, but will bear the risk of declines in the value of the asset. Writing call options may expose the Series to significant additional costs. Derivatives may be difficult to sell, unwind or value.

Sector risk — The Series may hold a significant amount of investments in similar businesses, which could be affected by the same economic or market conditions. To the extent the Series invests significantly in the financials sector, the value of the Series' shares may be particularly vulnerable to factors affecting that sector, such as the availability and cost of capital, changes in interest rates, the rate of corporate and consumer debt defaults, credit ratings and quality, market liquidity, extensive government regulation and price competition.

Derivatives risk — Investments in US Treasury futures and options on US Treasury futures to hedge against changes in interest rates involve risks, such as potential losses if interest rates do not move as expected and the potential for greater losses than if these techniques had not been used. Investments in derivatives can increase the volatility of the Series' share price and may expose it to significant additional costs. Derivatives may be difficult to sell, unwind, or value.

Exchange-traded funds risk — The risks of investing in an ETF typically reflect the risks of the types of instruments in which the ETF invests. In addition, because ETFs are investment companies, the Series will bear its proportionate share of the fees and expenses of an investment in an ETF. As a result, the Series' expenses may be higher and performance may be lower.

Active management and selection risk — The risk that the securities selected by a series' management will underperform the markets, the relevant indices, or the securities selected by other funds with similar investment objectives and investment strategies. The securities and sectors selected may vary from the securities and sectors included in the relevant index.

Foreign securities risk — There are special risk factors associated with investing in foreign securities, including the risks of fluctuations in exchange rates, potential political and economic instability, differing accounting and financial reporting standards or inability to obtain reliable financial information regarding an issuer's financial condition, less stringent regulation and supervision of foreign securities markets, custodians and securities depositories, and potential capital restrictions. Some securities issued by foreign governments or their subdivisions, agencies and instrumentalities may not be backed by the full faith and credit of the foreign government and some foreign governments may default on principal and interest payments. To the extent the Series significantly invests in securities of a single country or region, it is more likely to be affected by events or conditions of that area. As a result, it may be more volatile than a more geographically diversified fund.

Series summary

Liquidity risk — Certain investments may be difficult or impossible to sell at a favorable time or price. Market developments may cause the Series' investments to become less liquid and subject to erratic price movements. High yield securities tend to be less liquid.

The Manager is an indirect wholly owned subsidiary of Macquarie Group Limited (MGL). Other than Macquarie Bank Limited (MBL), a subsidiary of MGL and an affiliate of the Manager, none of the entities noted are authorized deposit-taking institutions for the purposes of the Banking Act 1959 (Commonwealth of Australia). The obligations of these entities do not represent deposits or other liabilities of MBL. MBL does not guarantee or otherwise provide assurance in respect of the obligations of these entities, unless noted otherwise. The Series is governed by US laws and regulations.

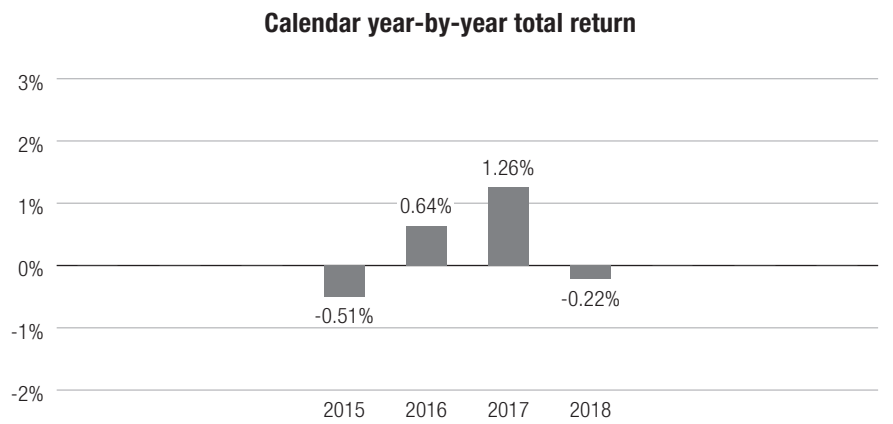
How has Delaware VIP® Limited Duration Bond Series performed?

The bar chart and table below provide some indication of the risks of investing in the Series. The Series has adopted the performance of the First Investors Life Series Limited Duration Bond Fund (Predecessor Series) as the result of a reorganization of the Predecessor Series into the Series which was consummated after the close of business on Oct. 4, 2019 (Reorganization). The Series had not yet commenced operations prior to the Reorganization. The bar chart shows changes in the performance of the Predecessor Series from year to year and shows how the Predecessor Series' average annual total returns for the 1-year and lifetime periods compare with those of a broad measure of market performance. The Predecessor Series' past performance (before and after taxes) is not necessarily an indication of how the Series will perform in the future. The returns reflect any expense caps in effect during these periods. The returns would be lower without the expense caps.

The returns shown for periods ending on or prior to Oct. 4, 2019 are those of the Predecessor Series. The returns of the Series will be different from the returns of the Predecessor Series as they have different expenses.

Updated performance information is available by calling 800 523-1918 or by visiting our website at delawarefunds.com/dcio/performance.

Performance reflects all Series expenses but does not include any fees or sales charges imposed by variable insurance contracts. If they had been included, the returns shown below would be lower. Investors should consult the variable contract prospectus for more information.



During the periods illustrated in this bar chart, the Series' highest quarterly return was 1.16% for the quarter ended March 31, 2016, and its lowest quarterly return was -1.23% for the quarter ended Dec. 31, 2016.

Average annual total returns for periods ended December 31, 2018

	1 year	Life of Series
Limited Duration Bond Series (Inception Date: 7/1/14).	-0.22%	-0.33%
Bloomberg Barclays 1-3 Year US Government/Credit Index (reflects no deduction for fees, expenses or taxes)*	1.60%	1.02%
ICE BofAML 1-5 Year US Broad Market Index (reflects no deduction for fees, expenses or taxes)*	1.37%	1.30%

* The Series changed its broad-based securities index to the Bloomberg Barclays 1-3 Year US Government/Credit Index as of Jan. 31, 2019. The Series elected to use the new index because it more closely reflects the Series' investment strategies.

Series summary

Who manages the Series?

Investment manager

Delaware Management Company, a series of Macquarie Investment Management Business Trust (a Delaware statutory trust)

Portfolio managers	Title with Delaware Management Company	Start date on the Series
Roger A. Early, CPA, CFA	Executive Director, Chief Investment Officer of US Fixed Income	October 2019
Brian C. McDonnell, CFA	Executive Director, Head of US Fixed Income	October 2019
Adam H. Brown, CFA	Senior Vice President, Co-Head of High Yield, Senior Portfolio Manager	October 2019
John P. McCarthy, CFA	Senior Vice President, Co-Head of High Yield, Senior Portfolio Manager	October 2019

Sub-advisors

Macquarie Investment Management Austria Kapitalanlage AG (MIMAK)
Macquarie Investment Management Europe Limited (MIMEL)
Macquarie Investment Management Global Limited (MIMGL)

Purchase and redemption of Series shares

Shares are sold only to separate accounts of life insurance companies at net asset value (NAV). Please refer to the variable annuity or variable life insurance product contract prospectus for more information about the purchase and redemption of shares.

Tax information

The dividends and distributions paid from the Series to the insurance company separate accounts will consist of ordinary income, capital gains, or some combination of both. Because shares of the Series must be purchased through separate accounts used to fund variable annuity contracts or variable life insurance contracts (variable contracts), such dividends and distributions will be exempt from current taxation by contract holders if left to accumulate within a separate account. You should refer to your variable contract prospectus for more information on these tax consequences.

Payments to broker/dealers and other financial intermediaries

If you purchase shares of the Series through a broker/dealer or other financial intermediary (such as an insurance company), the Series and its related companies may pay the intermediary for the sale of Series shares and related services. These payments may create a conflict of interest by influencing the broker/dealer or other intermediary and your salesperson to recommend the Series over another investment. Ask your salesperson or visit your financial intermediary's website for more information.

What is the Series’ investment objective?

Delaware VIP Special Situations Series seeks long-term growth of capital.

What are the Series’ fees and expenses?

The table below describes the fees and expenses that you may pay if you buy and hold shares of the Series. The fee table and example do not reflect any fees or sales charges imposed by variable insurance contracts. If they did, the expenses would be higher.

Annual series operating expenses (expenses that you pay each year as a percentage of the value of your investment)

Class	Standard
Management fees	0.75%
Distribution and service (12b-1) fees	none
Other expenses	0.08%
Total annual series operating expenses	0.83%
Fee waivers and expense reimbursements	(0.03%) ¹
Total annual series operating expenses after fee waivers and expense reimbursements	0.80%

¹ The Series’ investment manager, Delaware Management Company (Manager), has contractually agreed to waive all or a portion of its investment advisory fees and/or pay/reimburse expenses (excluding any acquired fund fees and expenses, taxes, interest, short sale dividend and interest expenses, brokerage fees, certain insurance costs, and nonroutine expenses or costs, including, but not limited to, those relating to reorganizations, litigation, conducting shareholder meetings, and liquidations) in order to prevent total annual series operating expenses from exceeding 0.80% of the Series’ average daily net assets from Oct. 4, 2019 through Oct. 31, 2021. These waivers and reimbursements may only be terminated by agreement of the Manager and the Series.

Example

This example is intended to help you compare the cost of investing in the Series with the cost of investing in other mutual funds. The example assumes that you invest \$10,000 in the Series for the time periods indicated and then redeem all of your shares at the end of those periods. The example also assumes that your investment has a 5% return each year and reflects the Manager’s expense waivers and reimbursements for the 2-year contractual period and the total operating expenses without waivers for years 3 through 10. Although your actual costs may be higher or lower, based on these assumptions your costs would be:

Class	Standard
1 year	\$82
3 years	\$259
5 years	\$454
10 years	\$1,020

Portfolio turnover

The Series pays transaction costs, such as commissions, when it buys and sells securities (or “turns over” its portfolio). A higher portfolio turnover rate may indicate higher transaction costs and may result in higher taxes when Series shares are held in a taxable account. These costs, which are not reflected in the annual series operating expenses or in the example, affect the Series’ performance. During the most recent fiscal year, the Predecessor Series’ (defined below) portfolio turnover rate was 54% of the average value of its portfolio.

What are the Series’ principal investment strategies?

The Series invests primarily in common stocks of small sized companies that the investment manager, Delaware Management Company (Manager), believes appear low relative to their underlying value or long-term potential.

The Series seeks to achieve its investment objective by investing, under normal circumstances, at least 80% of the value of its total assets (net assets plus the amount of any borrowings for investment purposes) in securities of companies that are deemed by the Manager to be special situations which are defined as investments primarily in common stocks of small-size companies that in the Manager’s opinion, appear low relative to their underlying value or future potential. The Series uses a “bottom-up” approach to selecting investments. The Series uses fundamental research to search for companies that have one or more of the following: a strong balance sheet, experienced management, and stocks that are attractively priced. Considerations used when determining a special situation include, among other factors, the financial strength of a company, its management, the prospects for its industry, and any anticipated changes within the company that might suggest a more favorable outlook going forward. The Manager focuses on free cash flow in its individual stock selection, seeking companies that it believes have a sustainable ability to buy back shares, lower debt, and/or increase or initiate dividends. The Series considers small-capitalization companies to be companies with a market capitalization generally less than 3.5 times the dollar-weighted, median market capitalization of the Russell 2000® Index at the time of purchase. The Series may invest in exchange-traded funds (ETFs) to gain exposure to stocks and up to 15% of its net assets in real estate investment trusts (REITs).

The Manager may permit its affiliates, Macquarie Investment Management Global Limited (MIMGL) and Macquarie Fund Management Hong Kong Limited, to execute Series security trades on behalf of the Manager. The Manager may also seek quantitative support from MIMGL.

What are the principal risks of investing in the Series?

Investing in any mutual fund involves the risk that you may lose part or all of the money you invest. Over time, the value of your investment in the Series will increase and decrease according to changes in the value of the securities in the Series' portfolio. The Series' principal risks include:

Market risk — Stock prices may decline over short or even extended periods due to general economic and market conditions, adverse political or regulatory developments or interest rate fluctuations. Adverse market events may lead to increased redemptions, which could cause the Series to experience a loss or difficulty in selling securities to meet redemptions.

Small-size and mid-size company risk — The market risk associated with stocks of small- and mid-size companies is generally greater than that associated with stocks of larger, more established companies because stocks of small- and mid-size companies tend to experience sharper price fluctuations. At times, it may be difficult to sell small- to mid-size company stocks at reasonable prices.

Undervalued securities risk — The Series seeks to invest in stocks that are undervalued and that will rise in value due to anticipated events or changes in investor perceptions. If these developments do not occur, the market price of these securities may not rise as expected or may fall.

Active management and selection risk — The risk that the securities selected by a series' management will underperform the markets, the relevant indices, or the securities selected by other funds with similar investment objectives and investment strategies. The securities and sectors selected may vary from the securities and sectors included in the relevant index.

Exchange-traded funds risk — The risks of investing in an ETF typically reflect the risks of the types of instruments in which the ETF invests. In addition, because ETFs are investment companies, the Series will bear its proportionate share of the fees and expenses of an investment in an ETF. As a result, the Series' expenses may be higher and performance may be lower.

REIT risk — In addition to the risks associated with the real estate industry, which include declines in the real estate market, decreases in property revenues and increases in property taxes and operating expenses, REITs are subject to additional risks, including those related to adverse governmental actions, declines in property value, and the potential failure to qualify for federal tax-free "pass-through" of distributed net income and net realized gains and

exemption from registration as an investment company. REITs are dependent upon specialized management skills and may invest in relatively few properties, a small geographic area or a small number of property types. As a result, investments in REITs may be volatile. REITs are pooled investment vehicles with their own fees and expenses, and the Series will indirectly bear a proportionate share of those fees and expenses.

The Manager is an indirect wholly owned subsidiary of Macquarie Group Limited (MGL). Other than Macquarie Bank Limited (MBL), a subsidiary of MGL and an affiliate of the Manager, none of the entities noted are authorized deposit-taking institutions for the purposes of the Banking Act 1959 (Commonwealth of Australia). The obligations of these entities do not represent deposits or other liabilities of MBL. MBL does not guarantee or otherwise provide assurance in respect of the obligations of these entities, unless noted otherwise. The Series is governed by US laws and regulations.

How has Delaware VIP® Special Situations Series performed?

The bar chart and table below provide some indication of the risks of investing in the Series. The Series has adopted the performance of the First Investors Life Series Special Situations Fund (Predecessor Series) as the result of a reorganization of the Predecessor Series into the Series which was consummated after the close of business on Oct. 4, 2019 (Reorganization). The Series had not yet commenced operations prior to the Reorganization. The bar chart shows changes in the performance of the Predecessor Series from year to year and shows how the Predecessor Series' average annual total returns for the 1-, 5-, and 10-year or lifetime periods compare with those of a broad measure of market performance. The Predecessor Series' past performance (before and after taxes) is not necessarily an indication of how the Series will perform in the future. The returns reflect any expense caps in effect during these periods. The returns would be lower without the expense caps.

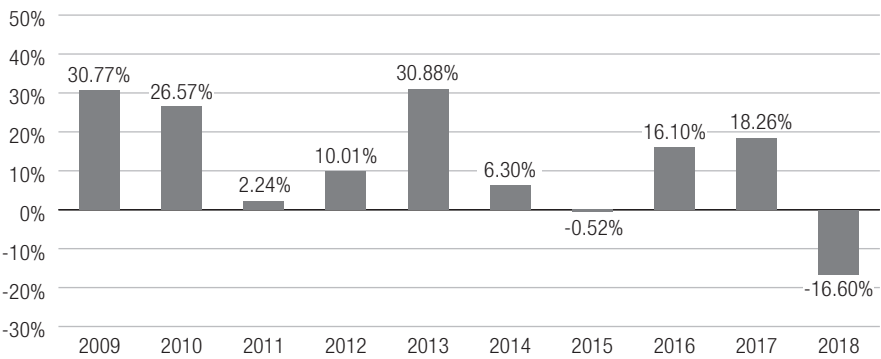
The returns shown for periods ending on or prior to Oct. 4, 2019 are those of the Predecessor Series. The returns of the Series will be different from the returns of the Predecessor Series as they have different expenses.

Updated performance information is available by calling 800 523-1918 or by visiting our website at delawarefunds.com/dcio/performance.

Series summary

Performance reflects all Series expenses but does not include any fees or sales charges imposed by variable insurance contracts. If they had been included, the returns shown below would be lower. Investors should consult the variable contract prospectus for more information.

Calendar year-by-year total return



During the periods illustrated in this bar chart, the Series' highest quarterly return was 17.19% for the quarter ended June 30, 2009, and its lowest quarterly return was -18.59% for the quarter ended Dec. 31, 2018.

Average annual total returns for periods ended December 31, 2018

	1 year	5 years	10 years
Special Situations Series	-16.60%	3.90%	11.43%
Russell 2000® Value Index (reflects no deduction for fees, expenses or taxes)*	-12.86%	3.61%	10.40%
MSCI USA Small Cap Value Index (reflects no deduction for fees, expenses or taxes)*	-13.35%	4.82%	12.85%

Frank Russell Company is the source and owner of the trademarks, service marks, and copyrights related to the Russell Indexes. Russell® is a trademark of Frank Russell Company.

* The Series changed its broad-based securities index to the Russell 2000 Value Index as of Oct. 4, 2019. The Series had previously changed its broad-based securities index to the MSCI USA Small Cap Value Index as of Jan. 31, 2019. In each case the Series elected to use the new index because it more closely reflects the Series' investment strategies.

Who manages the Series?

Investment manager

Delaware Management Company, a series of Macquarie Investment Management Business Trust (a Delaware statutory trust)

Portfolio managers	Title with Delaware Management Company	Start date on the Series
Christopher S. Beck, CFA	Executive Director, Chief Investment Officer — US Small-Mid Cap Value Equity	October 2019
Steven G. Catricks, CFA	Vice President, Senior Portfolio Manager	October 2019
Kent P. Madden, CFA	Vice President, Senior Portfolio Manager	October 2019
Kelley McKee Carabasi, CFA	Vice President, Senior Portfolio Manager	October 2019
Michael Foley, CFA	Vice President, Senior Portfolio Manager	October 2019

Sub-advisors

Macquarie Investment Management Global Limited (MIMGL)

Macquarie Funds Management Hong Kong Limited (MFMHKL)

Purchase and redemption of Series shares

Shares are sold only to separate accounts of life insurance companies at net asset value (NAV). Please refer to the variable annuity or variable life insurance product contract prospectus for more information about the purchase and redemption of shares.

Series summary

Tax information

The dividends and distributions paid from the Series to the insurance company separate accounts will consist of ordinary income, capital gains, or some combination of both. Because shares of the Series must be purchased through separate accounts used to fund variable annuity contracts or variable life insurance contracts (variable contracts), such dividends and distributions will be exempt from current taxation by contract holders if left to accumulate within a separate account. You should refer to your variable contract prospectus for more information on these tax consequences.

Payments to broker/dealers and other financial intermediaries

If you purchase shares of the Series through a broker/dealer or other financial intermediary (such as an insurance company), the Series and its related companies may pay the intermediary for the sale of Series shares and related services. These payments may create a conflict of interest by influencing the broker/dealer or other intermediary and your salesperson to recommend the Series over another investment. Ask your salesperson or visit your financial intermediary's website for more information.

What is the Series’ investment objective?

Delaware VIP International Series seeks long-term capital growth.

What are the Series’ fees and expenses?

The table below describes the fees and expenses that you may pay if you buy and hold shares of the Series. The fee table and example do not reflect any fees or sales charges imposed by variable insurance contracts. If they did, the expenses would be higher.

Annual series operating expenses (expenses that you pay each year as a percentage of the value of your investment)

Class	Standard
Management fees	0.85%
Distribution and service (12b-1) fees	none
Other expenses	0.14%
Total annual series operating expenses	0.99%
Fee waivers and expense reimbursements	(0.13%) ¹
Total annual series operating expenses after fee waivers and expense reimbursements	0.86%

¹ The Series’ investment manager, Delaware Management Company (Manager), has contractually agreed to waive all or a portion of its investment advisory fees and/or pay/reimburse expenses (excluding any acquired fund fees and expenses, taxes, interest, short sale dividend and interest expenses, brokerage fees, certain insurance costs, and nonroutine expenses or costs, including, but not limited to, those relating to reorganizations, litigation, conducting shareholder meetings, and liquidations) in order to prevent total annual series operating expenses from exceeding 0.86% of the Series’ average daily net assets from Oct. 4, 2019 through Oct. 31, 2021. These waivers and reimbursements may only be terminated by agreement of the Manager and the Series.

Example

This example is intended to help you compare the cost of investing in the Series with the cost of investing in other mutual funds. The example assumes that you invest \$10,000 in the Series for the time periods indicated and then redeem all of your shares at the end of those periods. The example also assumes that your investment has a 5% return each year and

Series summary

reflects the Manager’s expense waivers and reimbursements for the 2-year contractual period and the total operating expenses without waivers for years 3 through 10. Although your actual costs may be higher or lower, based on these assumptions your costs would be:

Class	Standard
1 year	\$88
3 years.	\$289
5 years.	\$521
10 years.	\$1,189

Portfolio turnover

The Series pays transaction costs, such as commissions, when it buys and sells securities (or “turns over” its portfolio). A higher portfolio turnover rate may indicate higher transaction costs and may result in higher taxes when Series shares are held in a taxable account. These costs, which are not reflected in the annual series operating expenses or in the example, affect the Series’ performance. During the most recent fiscal year, the Predecessor Series’ (defined below) portfolio turnover rate was 50% of the average value of its portfolio.

What are the Series’ principal investment strategies?

The Series primarily invests in a portfolio of common stocks and other equity securities of companies that are located outside of the United States. To a limited degree, the Series may also invest in companies based in the United States. The Series may rely on the country where the issuer is incorporated, is headquartered or has its principal place of business in determining the location of an issuer. Additionally, in pursuing its investment strategies, the Series may hold significant investments (25% or more of its assets) in a specific market sector, including the consumer staples sector. The Series is a nondiversified fund.

A representative list of the countries where the Manager may invest includes: Australia, Brazil, Canada, China, Finland, France, Germany, Hong Kong, Italy, Japan, Luxembourg, the Netherlands, Singapore, Spain, Sweden, Switzerland, Taiwan, and the United Kingdom. While this is a representative list, the Series may also invest in other countries as well.

The investment process is bottom-up, research-driven. The aim is to produce attractive risk-adjusted long-term returns by investing in understandable, quality businesses with mispriced earnings power. Mispricings occur when shorter term market fluctuations lead to a discount between a stock’s price and its fair value which is derived from such factors as the long term sales and future earnings potential of a business. Stock selection rests on an assessment of each company and its risk-return profile. Sustainability is defined as the Fund’s ability to generate profits over the long term that also from time to time have the ability

to redeploy part of earnings and reinvest into future advantageous areas of the business. Research is centered on understanding the nature and sustainability of how the company creates value, including the associated risks. Businesses identified as attractive are likely to display one or more of these favorable characteristics: solid earnings power and free cash flow generation, sustainable business models and competitive advantages, ability to reinvest at rates above the cost of capital, flexibility to restructure inefficiencies, potential to benefit from consolidation within their industries, and ability to gain market share from competitors. Sustainable businesses are businesses that have the ability to generate profits over the long term that also from time to time have the ability to redeploy part of earnings and reinvest into future advantageous areas of the business. An estimate for long-term earnings power is derived in order to calculate the fair value of a company. Fair value is defined as the estimated worth of a company based upon the company's earning potential and other variables. To compensate for unpredictable risks, the team aims to invest in companies that can be bought within an adequate safety margin to the estimated fair value. The portfolio managers strive to purchase stocks at a discount to what they deem to be fair value. The discount effectively provides a cushion to absorb potential stock price depreciation due to such factors as unexpected negative shifts in currency values and/or economic or political instability and negative shifts in company earnings.

The Manager may permit its affiliates, Macquarie Investment Management Global Limited (MIMGL) and Macquarie Fund Management Hong Kong Limited, to execute Series security trades on behalf of the Manager. The Manager may also seek quantitative support from MIMGL.

Screening is a method used for idea generation. A typical screen may exclude stocks under a certain market cap and then applying numerous valuation, quality and growth metrics as hurdles that would effectively reduce the universe further. Survivors would become candidates for fundamental research whereas in-depth analysis occurs to ultimately determine the attractiveness of a stock for potential portfolio admission.

What are the principal risks of investing in the Series?

Investing in any mutual fund involves the risk that you may lose part or all of the money you invest. Over time, the value of your investment in the Series will increase and decrease according to changes in the value of the securities in the Series' portfolio. The Series' principal risks include:

Market risk — Stock prices may decline over short or even extended periods due to general economic and market conditions, adverse political or regulatory developments or interest rate fluctuations. Adverse market events may lead to increased redemptions, which could cause the Series to experience a loss or difficulty in selling securities to meet redemptions.

Series summary

Foreign and emerging markets risk — The risk that international investing (particularly in emerging markets) may be adversely affected by political instability; changes in currency exchange rates; inefficient markets and higher transaction costs; foreign economic conditions; the imposition of economic or trade sanctions; or inadequate or different regulatory and accounting standards. The risk associated with international investing will be greater in emerging markets than in more developed foreign markets because, among other things, emerging markets may have less stable political and economic environments. In addition, there often is substantially less publicly available information about issuers and such information tends to be of a lesser quality. Economic markets and structures tend to be less mature and diverse and the securities markets may also be smaller, less liquid, and subject to greater price volatility.

Active management and selection risk — The risk that the securities selected by a series' management will underperform the markets, the relevant indices, or the securities selected by other funds with similar investment objectives and investment strategies. The securities and sectors selected may vary from the securities and sectors included in the relevant index.

Nondiversification risk — A nondiversified series has the flexibility to invest as much as 50% of its assets in as few as two issuers with no single issuer accounting for more than 25% of the series. The remaining 50% of its assets must be diversified so that no more than 5% of its assets are invested in the securities of a single issuer. Because a nondiversified series may invest its assets in fewer issuers, the value of its shares may increase or decrease more rapidly than if it were fully diversified.

Industry, sector, and security risks — Industry and sector risk is the risk that the value of securities in a particular industry or sector (such as consumer staples) will decline because of changing expectations for the performance in that industry or sector.

Security risk is the risk that the value of an individual stock or bond will decline because of changing expectations for the performance of the individual company issuing the stock or bond (due to situations that could range from decreased sales to events such as a pending merger or actual or threatened bankruptcy).

Consumer staples sector risk — Companies in the consumer staples sector may be adversely affected by changes in the worldwide economy, world events, government regulation, environmental factors, consumer confidence, consumer spending, marketing, competition, demographics and consumer preferences, product trends, and production spending. Companies in this sector are also affected by natural and man-made disasters and political, social, or labor unrest that affect production and distribution of consumer staple products.

Liquidity risk — Certain investments may be difficult or impossible to sell at a favorable time or price. Market developments may cause the Series' investments to become less liquid and subject to erratic price movements. This risk is particularly acute in the case of foreign securities that are traded in smaller, less-developed or emerging markets.

The Manager is an indirect wholly owned subsidiary of Macquarie Group Limited (MGL). Other than Macquarie Bank Limited (MBL), a subsidiary of MGL and an affiliate of the Manager, none of the entities noted are authorized deposit-taking institutions for the purposes of the Banking Act 1959 (Commonwealth of Australia). The obligations of these entities do not represent deposits or other liabilities of MBL. MBL does not guarantee or otherwise provide assurance in respect of the obligations of these entities, unless noted otherwise. The Series is governed by US laws and regulations.

How has Delaware VIP® International Series performed?

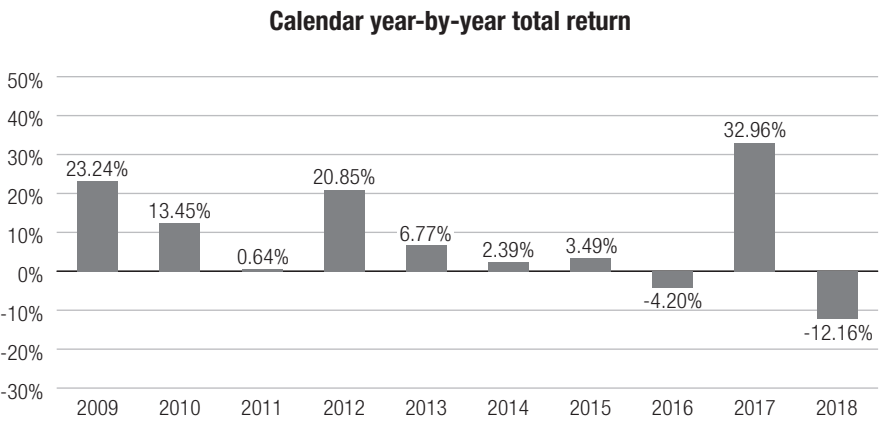
The bar chart and table below provide some indication of the risks of investing in the Series. The Series has adopted the performance of the First Investors Life Series International Fund (Predecessor Series) as the result of a reorganization of the Predecessor Series into the Series which was consummated after the close of business on Oct. 4, 2019 (Reorganization). The Series had not yet commenced operations prior to the Reorganization. The bar chart shows changes in the performance of the Predecessor Series from year to year and shows how the Predecessor Series' average annual total returns for the 1-, 5-, and 10-year or lifetime periods compare with those of a broad measure of market performance. The Predecessor Series' past performance (before and after taxes) is not necessarily an indication of how the Series will perform in the future. The returns reflect any expense caps in effect during these periods. The returns would be lower without the expense caps.

The returns shown for periods ending on or prior to Oct. 4, 2019 are those of the Predecessor Series. The returns of the Series will be different from the returns of the Predecessor Series as they have different expenses.

Updated performance information is available by calling 800 523-1918 or by visiting our website at delawarefunds.com/dcio/performance.

Series summary

Performance reflects all Series expenses but does not include any fees or sales charges imposed by variable insurance contracts. If they had been included, the returns shown below would be lower. Investors should consult the variable contract prospectus for more information.



During the periods illustrated in this bar chart, the Series' highest quarterly return was 19.05% for the quarter ended June 30, 2009, and its lowest quarterly return was -12.92% for the quarter ended Sept. 30, 2011.

Average annual total returns for periods ended December 31, 2018

	1 year	5 years	10 years
International Series	-12.16%	3.46%	7.97%
MSCI EAFE (Europe, Australasia, Far East) Index (net) (reflects the deduction of foreign withholding taxes on dividends).	-13.79%	0.53%	6.31%
MSCI EAFE (Europe, Australasia, Far East) Index (gross) (reflects no deduction for foreign withholding taxes on dividends).	-13.36%	1.00%	6.81%

Who manages the Series?

Investment manager

Delaware Management Company, a series of Macquarie Investment Management Business Trust (a Delaware statutory trust)

Portfolio managers	Title with Delaware Management Company	Start date on the Series
Christopher Gowlland, CFA	Vice President, Senior Quantitative Analyst	October 2019
Jens Hansen	Managing Director, Chief Investment Officer — Global Equity Team	October 2019
Klaus Petersen, CFA	Portfolio Manager — Global Equity Team	October 2019
Claus Juul	Portfolio Manager — Global Equity Team	October 2019
Åsa Annerstedt	Portfolio Manager — Global Equity Team	October 2019

Sub-advisors

Macquarie Investment Management Global Limited (MIMGL)

Macquarie Funds Management Hong Kong Limited (MFMHKL)

Purchase and redemption of Series shares

Shares are sold only to separate accounts of life insurance companies at net asset value (NAV). Please refer to the variable annuity or variable life insurance product contract prospectus for more information about the purchase and redemption of shares.

Tax information

The dividends and distributions paid from the Series to the insurance company separate accounts will consist of ordinary income, capital gains, or some combination of both. Because shares of the Series must be purchased through separate accounts used to fund variable annuity contracts or variable life insurance contracts (variable contracts), such dividends and distributions will be exempt from current taxation by contract holders if left to accumulate within a separate account. You should refer to your variable contract prospectus for more information on these tax consequences.

Series summary

Payments to broker/dealers and other financial intermediaries

If you purchase shares of the Series through a broker/dealer or other financial intermediary (such as an insurance company), the Series and its related companies may pay the intermediary for the sale of Series shares and related services. These payments may create a conflict of interest by influencing the broker/dealer or other intermediary and your salesperson to recommend the Series over another investment. Ask your salesperson or visit your financial intermediary's website for more information.

Delaware VIP® Total Return Series

What is the Series' investment objective?

Delaware VIP Total Return Series seeks to provide sustainable current income with potential for capital appreciation with moderate investment risk.

What are the Series' fees and expenses?

The table below describes the fees and expenses that you may pay if you buy and hold shares of the Series. The fee table and example do not reflect any fees or sales charges imposed by variable insurance contracts. If they did, the expenses would be higher.

Annual series operating expenses (expenses that you pay each year as a percentage of the value of your investment)

Class	Standard
Management fees	0.65%
Distribution and service (12b-1) fees	none
Other expenses	0.22%
Total annual series operating expenses	0.87%
Fee waivers and expense reimbursements	(0.01%) ¹
Total annual series operating expenses after fee waivers and expense reimbursements	0.86%

¹ The Series' investment manager, Delaware Management Company (Manager), has contractually agreed to waive all or a portion of its investment advisory fees and/or pay/reimburse expenses (excluding any acquired fund fees and expenses, taxes, interest, short sale dividend and interest expenses, brokerage fees, certain insurance costs, and nonroutine expenses or costs, including, but not limited to, those relating to reorganizations, litigation, conducting shareholder meetings, and liquidations) in order to prevent total annual series operating expenses from exceeding 0.86% of the Series' average daily net assets from Oct. 4, 2019 through Oct. 31, 2021. These waivers and reimbursements may only be terminated by agreement of the Manager and the Series.

Example

This example is intended to help you compare the cost of investing in the Series with the cost of investing in other mutual funds. The example assumes that you invest \$10,000 in the Series for the time periods indicated and then redeem all of your shares at the end of those periods. The example also assumes that your investment has a 5% return each year and

Series summary

reflects the Manager’s expense waivers and reimbursements for the 2-year contractual period and the total operating expenses without waivers for years 3 through 10. Although your actual costs may be higher or lower, based on these assumptions your costs would be:

Class	Standard
1 year	\$88
3 years.	\$275
5 years.	\$480
10 years.	\$1,071

Portfolio turnover

The Series pays transaction costs, such as commissions, when it buys and sells securities (or “turns over” its portfolio). A higher portfolio turnover rate may indicate higher transaction costs and may result in higher taxes when Series shares are held in a taxable account. These costs, which are not reflected in the annual series operating expenses or in the example, affect the Series’ performance. During the most recent fiscal year, the Predecessor Series’ (defined below) portfolio turnover rate was 68% of the average value of its portfolio.

What are the Series’ principal investment strategies?

The Series allocates its assets among stocks (US and foreign companies), bonds and money market instruments. The Series does not use a fixed formula for allocating investments between stocks and bonds. While the percentage of assets allocated to each asset class is flexible rather than fixed, the Series normally invests at least 50% of its net assets in stocks and convertible securities with the remainder in bonds, cash and money market instruments. The percentages may change due to, among other things, market fluctuations or reallocation decisions by the Series’ Manager.

In connection with the determination of the Series’ allocation ranges, the Series’ Manager considers various factors, including existing and projected market conditions for equity and fixed income securities. Once the asset allocation for bonds, stocks and money market instruments has been set, the Manager uses fundamental research and analysis to determine which particular investments to purchase or sell. The percentage allocations within the above ranges may change due to, among other things, market fluctuations or reallocation decisions by the Manager. Reallocations outside of the above ranges are expected to occur infrequently. In addition, the Manager may seek investment advice and recommendations from its affiliates: Macquarie Investment Management Europe Limited, Macquarie Investment Management Austria Kapitalanlage AG, Macquarie Investment Management Global Limited (MIMGL), and Macquarie Funds Management Hong Kong Limited (MFMHKL) (together, the “Affiliated Sub-Advisors”). The Manager may also permit these Affiliated Sub-Advisors to execute Series

security trades on behalf of the Manager and exercise investment discretion for securities in certain markets where the Manager believes it will be beneficial to utilize an Affiliated Sub-Advisor's specialized market knowledge.

The Series may permit its affiliates, MIMGL and MFMHKL, to execute Series security trades on behalf of the Manager. The Manager may also seek quantitative support from MIMGL.

The Series' investments in stocks are normally diversified among common stocks of large-, mid- and small-size companies that offer the potential for capital growth, current income, or both. In selecting stocks, the Manager considers, among other things, the issuer's financial strength, management, earnings growth potential and history (if any) of paying dividends.

The Series' investments in bonds are primarily diversified among different types of bonds and other debt securities, including corporate bonds, US Government securities and mortgage-backed and other asset-backed securities. The Manager selects bonds by first considering the outlook for the economy and interest rates, and thereafter, a particular security's characteristics. The Manager may sell a security if it becomes fully valued, its fundamentals have deteriorated, alternative investments become more attractive or if it is necessary to rebalance the portfolio. The Series does not impose any maturity, duration or ratings limits on the Manager's investments in bonds.

The Series may also invest in high yield, below investment grade corporate bonds (commonly known as "high yield" or "junk bonds"). High yield bonds include bonds that are rated below Baa3 by Moody's Investors Service, Inc. or below BBB- by Standard & Poor's as well as unrated bonds that are determined by the Manager to be of equivalent quality. The Manager will consider ratings assigned by ratings agencies in selecting high yield bonds, but rely principally on their own research and investment analysis. In managing the high yield, below investment grade corporate bond portion of the Series, the Manager focuses on investments they believe can generate attractive and consistent income. The Manager may sell a bond when it shows deteriorating fundamentals or it falls short of the Manager's expectations. The Series may invest in credit-linked securities, provided that no more than 10% of the Series' net assets are invested in credit-linked securities.

In addition, the Manager may also invest in active or passive exchange-traded funds (ETFs) that could expose the Series to high yield securities.

The Series may also invest in real estate related companies and real estate investment trusts (REITs).

The Series may also invest in US Treasury futures and options on US Treasury futures to hedge against changes in interest rates.

Series summary

The Series may invest 20% of its net assets in derivatives, including but not limited to, options, futures, forwards, and swaps. The Manager will invest in derivatives for the purpose of gaining market exposure, hedging, generating income through option overwriting, and to facilitate foreign currency transactions. Under normal conditions, the Series will not invest more than 20% of its assets or the economic equivalent in derivatives instruments.

What are the principal risks of investing in the Series?

Investing in any mutual fund involves the risk that you may lose part or all of the money you invest. Over time, the value of your investment in the Series will increase and decrease according to changes in the value of the securities in the Series' portfolio. The Series' principal risks include:

Market risk — Stock prices may decline over short or even extended periods due to general economic and market conditions, adverse political or regulatory developments or interest rate fluctuations. Similarly, bond prices fluctuate in value with changes in interest rates, the economy and circumstances directly involving issuers. Adverse market events may lead to increased redemptions, which could cause the Series to experience a loss or difficulty in selling securities to meet redemptions. Certain investments may be difficult or impossible to sell at a favorable time or price when the Series requires liquidity to make redemptions.

Active management and selection risk — The risk that the securities selected by a series' management will underperform the markets, the relevant indices, or the securities selected by other funds with similar investment objectives and investment strategies. The securities and sectors selected may vary from the securities and sectors included in the relevant index.

Allocation risk — The Series may allocate assets to investment classes that underperform other classes. For example, the Series may be overweighted in stocks when the stock market is falling and the bond market is rising.

Credit risk — A debt issuer may become unable or unwilling to pay interest or principal when due. The prices of debt securities are affected by the credit quality of the issuer and, in the case of mortgage-backed and other asset-backed securities, the credit quality of the underlying loans. Securities issued by US Government-sponsored enterprises are supported only by the credit of the issuing entity.

Interest rate risk — In general, when interest rates rise, the market value of a debt security declines, and when interest rates decline, the market value of a debt security increases. Securities with longer maturities and durations are generally more sensitive to interest rate changes.

High yield (junk bond) risk — The risk that high yield securities, commonly known as “junk bonds,” are subject to reduced creditworthiness of issuers, increased risk of default, and a more limited and less liquid secondary market. High yield securities may also be subject to greater price volatility and risk of loss of income and principal than are higher-rated securities. High yield bonds are sometimes issued by municipalities that have less financial strength and therefore have less ability to make projected debt payments on the bonds.

Prepayment and extension risk — When interest rates decline, borrowers tend to refinance their loans and the loans that back mortgage-backed and other asset-backed securities suffer a higher rate of prepayment. This could cause a decrease in the Series' income and share price. Conversely, when interest rates rise, borrowers tend to repay their loans less quickly, which will generally increase both the Series' sensitivity to rising interest rates and its potential for price declines.

Mid-size and small-size company risk — The market risk associated with stocks of mid- and small-size companies is generally greater than that associated with stocks of larger, more established companies because stocks of mid- and small-size companies tend to experience sharper price fluctuations. At times, it may be difficult to sell mid- to small-size company stocks at reasonable prices.

Derivatives risk — Investments in US Treasury futures and options on US Treasury futures to hedge against changes in interest rates involve risks, such as potential losses if interest rates do not move as expected and the potential for greater losses than if these techniques had not been used. Investments in derivatives can increase the volatility of the Series' share price and may expose it to significant additional costs. Derivatives may be difficult to sell, unwind, or value.

Foreign securities risk — There are special risk factors associated with investing in foreign securities, including the risks of fluctuations in exchange rates, potential political and economic instability, differing accounting and financial reporting standards or inability to obtain reliable financial information regarding an issuer's financial condition, less stringent regulation and supervision of foreign securities markets, custodians and securities depositories, and potential capital restrictions. Some securities issued by foreign governments or their subdivisions, agencies and instrumentalities may not be backed by the full faith and credit of the foreign government and some foreign governments may default on principal and interest payments. To the extent the Series significantly invests in securities of a single country or region, it is more likely to be affected by events or conditions of that area. As a result, it may be more volatile than a more geographically diversified fund.

Real estate industry risk — This risk includes, among others: possible declines in the value of real estate; risks related to general and local economic conditions; possible lack of availability of mortgage funds; overbuilding; extended vacancies of properties; increases in

Series summary

competition, property taxes, and operating expenses; changes in zoning laws; costs resulting from the cleanup of, and liability to third parties resulting from, environmental problems; casualty for condemnation losses; uninsured damages from floods, earthquakes, or other natural disasters; limitations on and variations in rents; and changes in interest rates.

REIT risk — In addition to the risks associated with the real estate industry, which include declines in the real estate market, decreases in property revenues and increases in property taxes and operating expenses, REITs are subject to additional risks, including those related to adverse governmental actions, declines in property value, and the potential failure to qualify for federal tax-free “pass-through” of distributed net income and net realized gains and exemption from registration as an investment company. REITs are dependent upon specialized management skills and may invest in relatively few properties, a small geographic area or a small number of property types. As a result, investments in REITs may be volatile. REITs are pooled investment vehicles with their own fees and expenses, and the Series will indirectly bear a proportionate share of those fees and expenses.

Exchange-traded funds risk — The risks of investing in an ETF typically reflect the risks of the types of instruments in which the ETF invests. In addition, because ETFs are investment companies, the Series will bear its proportionate share of the fees and expenses of an investment in an ETF. As a result, the Series’ expenses may be higher and performance may be lower.

Liquidity risk — Certain investments may be difficult or impossible to sell at a favorable time or price. Market developments may cause the Series’ investments to become less liquid and subject to erratic price movements. High yield securities and loans tend to be less liquid. Floating rate loans generally are subject to legal or contractual restrictions on resale and may trade infrequently. Bonds also may be less liquid because of potential delays in the settlement process or restrictions on resale.

The Manager is an indirect wholly owned subsidiary of Macquarie Group Limited (MGL). Other than Macquarie Bank Limited (MBL), a subsidiary of MGL and an affiliate of the Manager, none of the entities noted are authorized deposit-taking institutions for the purposes of the Banking Act 1959 (Commonwealth of Australia). The obligations of these entities do not represent deposits or other liabilities of MBL. MBL does not guarantee or otherwise provide assurance in respect of the obligations of these entities, unless noted otherwise. The Series is governed by US laws and regulations.

How has Delaware VIP® Total Return Series performed?

The bar chart and table below provide some indication of the risks of investing in the Series. The Series has adopted the performance of the First Investors Life Series Total Return Fund (Predecessor Series) as the result of a reorganization of the Predecessor Series into the Series

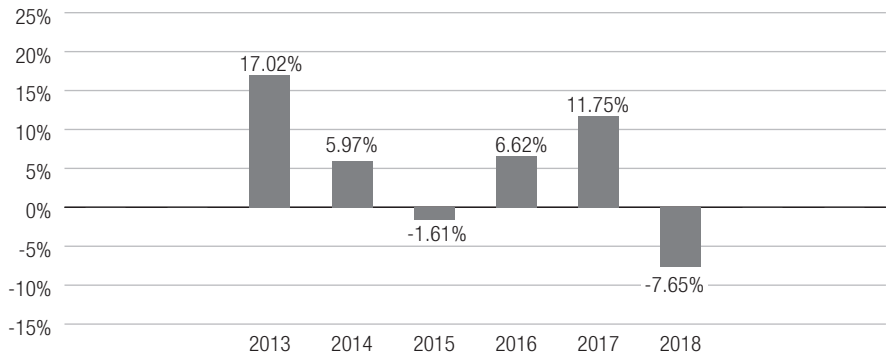
which was consummated after the close of business on Oct. 4, 2019 (Reorganization). The Series had not yet commenced operations prior to the Reorganization. The bar chart shows changes in the performance of the Predecessor Series from year to year and shows how the Predecessor Series' average annual total returns for the 1-year, 5-year, and lifetime periods compare with those of a broad measure of market performance. The Predecessor Series' past performance (before and after taxes) is not necessarily an indication of how the Series will perform in the future. The returns reflect any expense caps in effect during these periods. The returns would be lower without the expense caps.

The returns shown for periods ending on or prior to Oct. 4, 2019 are those of the Predecessor Series. The returns of the Series will be different from the returns of the Predecessor Series as they have different expenses.

Updated performance information is available by calling 800 523-1918 or by visiting our website at delawarefunds.com/dcio/performance.

Performance reflects all Series expenses but does not include any fees or sales charges imposed by variable insurance contracts. If they had been included, the returns shown below would be lower. Investors should consult the variable contract prospectus for more information.

Calendar year-by-year total return



During the periods illustrated in this bar chart, the Series' highest quarterly return was 6.04% for the quarter ended March 31, 2013, and its lowest quarterly return was -8.69% for the quarter ended Dec. 31, 2018.

Series summary

Average annual total returns for periods ended December 31, 2018

	1 year	5 years	Life of Series
Total Return Series (Inception Date: 12/17/12)	-7.65%	2.78%	4.87%
S&P 500® Index (reflects no deduction for fees, expenses or taxes).	-4.38%	8.49%	12.02%
60% S&P 500 Index/40% Bloomberg Barclays US Aggregate Index (reflects no deduction for fees, expenses or taxes).	-2.35%	6.24%	8.05%*
Bloomberg Barclays US Aggregate Index (reflects no deduction for fees, expenses, or taxes)	0.01%	2.52%	1.74%
ICE BofAML US Corporate, Government & Mortgage Index (reflects no deduction for fees, expenses or taxes).	0.00%	2.61%	1.76%

* As of 12/31/12

Who manages the Series?

Investment manager

Delaware Management Company, a series of Macquarie Investment Management Business Trust (a Delaware statutory trust)

Portfolio managers	Title with Delaware Management Company	Start date on the Series
Babak “Bob” Zenouzi	Senior Vice President, Chief Investment Officer — Real Estate Securities and Income Solutions (RESIS)	October 2019
Damon J. Andres, CFA	Vice President, Senior Portfolio Manager	October 2019

Sub-advisors

Macquarie Investment Management Austria Kapitalanlage AG (MIMAK)

Macquarie Investment Management Europe Limited (MIMEL)

Macquarie Investment Management Global Limited (MIMGL)

Macquarie Funds Management Hong Kong Limited (MFMHKL)

Purchase and redemption of Series shares

Shares are sold only to separate accounts of life insurance companies at net asset value (NAV). Please refer to the variable annuity or variable life insurance product contract prospectus for more information about the purchase and redemption of shares.

Tax information

The dividends and distributions paid from the Series to the insurance company separate accounts will consist of ordinary income, capital gains, or some combination of both. Because shares of the Series must be purchased through separate accounts used to fund variable annuity contracts or variable life insurance contracts (variable contracts), such dividends and distributions will be exempt from current taxation by contract holders if left to accumulate within a separate account. You should refer to your variable contract prospectus for more information on these tax consequences.

Payments to broker/dealers and other financial intermediaries

If you purchase shares of the Series through a broker/dealer or other financial intermediary (such as an insurance company), the Series and its related companies may pay the intermediary for the sale of Series shares and related services. These payments may create a conflict of interest by influencing the broker/dealer or other intermediary and your salesperson to recommend the Series over another investment. Ask your salesperson or visit your financial intermediary's website for more information.

Series summary

Delaware VIP® Investment Grade Series

What is the Series' investment objective?

Delaware VIP Investment Grade Series seeks to generate a maximum level of income consistent with investment primarily in investment grade debt securities.

What are the Series' fees and expenses?

The table below describes the fees and expenses that you may pay if you buy and hold shares of the Series. The fee table and example do not reflect any fees or sales charges imposed by variable insurance contracts. If they did, the expenses would be higher.

Annual series operating expenses (expenses that you pay each year as a percentage of the value of your investment)

Class	Standard
Management fees	0.50%
Distribution and service (12b-1) fees	none
Other expenses	0.16%
Total annual series operating expenses	0.66%
Fee waivers and expense reimbursements	(0.00%) ¹
Total annual series operating expenses after fee waivers and expense reimbursements	0.66%

¹ The Series' investment manager, Delaware Management Company (Manager), has contractually agreed to waive all or a portion of its investment advisory fees and/or pay/reimburse expenses (excluding any acquired fund fees and expenses, taxes, interest, short sale dividend and interest expenses, brokerage fees, certain insurance costs, and nonroutine expenses or costs, including, but not limited to, those relating to reorganizations, litigation, conducting shareholder meetings, and liquidations) in order to prevent total annual series operating expenses from exceeding 0.69% of the Series' average daily net assets from Oct. 4, 2019 through Oct. 31, 2021. These waivers and reimbursements may only be terminated by agreement of the Manager and the Series.

Example

This example is intended to help you compare the cost of investing in the Series with the cost of investing in other mutual funds. The example assumes that you invest \$10,000 in the Series for the time periods indicated and then redeem all of your shares at the end of those periods. The example also assumes that your investment has a 5% return each year and

reflects the Manager’s expense waivers and reimbursements for the 2-year contractual period and the total operating expenses without waivers for years 3 through 10. Although your actual costs may be higher or lower, based on these assumptions your costs would be:

Class	Standard
1 year	\$67
3 years.	\$211
5 years.	\$368
10 years.	\$822

Portfolio turnover

The Series pays transaction costs, such as commissions, when it buys and sells securities (or “turns over” its portfolio). A higher portfolio turnover rate may indicate higher transaction costs and may result in higher taxes when Series shares are held in a taxable account. These costs, which are not reflected in the annual series operating expenses or in the example, affect the Series’ performance. During the most recent fiscal year, the Predecessor Series’ (defined below) portfolio turnover rate was 53% of the average value of its portfolio.

What are the Series’ principal investment strategies?

Under normal circumstances, the Series invests at least 80% of its net assets (plus any borrowings for investment purposes) in investment grade debt securities. Investment grade debt securities include those that are rated within the four highest ratings categories by Moody’s or S&P or that are unrated but determined by the Series’ investment manager, Delaware Management Company (Manager), to be of equivalent quality.

The Series primarily invests in investment grade US corporate bonds. The Series may also invest in other investment grade securities, including securities issued or guaranteed by the US Government or US Government-sponsored enterprises (some of which are not backed by the full faith and credit of the US Government) and investment grade mortgage-backed and other asset-backed securities. In making investment decisions, the Manager considers the outlook for interest rates, economic forecasts and market conditions, credit ratings, and its own analysis of an issuer’s financial condition. The Manager attempts to stay broadly diversified, but may emphasize certain industries based on its outlook. The Manager usually will sell a security when it shows deteriorating fundamentals, it falls short of the portfolio manager’s expectations, or a more attractive investment is available. The Manager will not necessarily sell an investment if its rating is reduced.

Series summary

To a lesser extent, the Series also invests in high yield, below investment grade corporate bonds (commonly known as “high yield” or “junk bonds”). High yield bonds include bonds that are rated below Baa3 by Moody’s or below BBB- by S&P as well as unrated bonds that are determined by the Manager to be of equivalent quality. The Manager will consider ratings assigned by ratings agencies in selecting high yield bonds, but relies principally on its own research and investment analysis. In managing its portion of the Series, the Manager focuses on investments it believes can generate attractive and consistent income. The Manager may sell a bond when it shows deteriorating fundamentals or it falls short of the Manager’s expectations. In addition, the Manager may also invest in active or passive exchange-traded funds (ETFs) that could expose the Series to high yield securities.

The Series may invest in securities of any maturity or duration, but may adjust its average portfolio weighted duration or maturity in anticipation of interest rate changes. For example, if the Series expects interest rates to rise, it may seek to reduce its average portfolio weighted duration and maturity. The Series may also invest in US Treasury futures and options on US Treasury futures to hedge against changes in interest rates.

Additionally, from time to time, in pursuing its investment strategies, the Series may hold significant investments (25% or more of its assets) in a specific market sector, including the financials sector.

What are the principal risks of investing in the Series?

Investing in any mutual fund involves the risk that you may lose part or all of the money you invest. Over time, the value of your investment in the Series will increase and decrease according to changes in the value of the securities in the Series’ portfolio. The Series’ principal risks include:

Market risk — The prices of the debt securities held by the Series may decline in response to certain events, such as general economic and market conditions, adverse political or regulatory developments and interest rate fluctuations. Adverse market events may lead to increased redemptions, which could cause the Series to experience a loss or difficulty in selling securities to meet redemptions.

Interest rate risk — In general, when interest rates rise, the market value of a debt security declines, and when interest rates decline, the market value of a debt security increases. Securities with longer maturities and durations are generally more sensitive to interest rate changes.

Prepayment and extension risk — When interest rates decline, borrowers tend to refinance their loans and the loans that back mortgage-backed and other asset-backed securities suffer a higher rate of prepayment. This could cause a decrease in the Series’ income and share price. Conversely, when interest rates rise, borrowers tend to repay their loans less quickly, which will generally increase the Series’ sensitivity to interest rates and its potential for price declines.

Credit risk — A debt issuer may become unable or unwilling to pay interest or principal when due. The prices of debt securities are affected by the credit quality of the issuer and, in the case of mortgage-backed and asset-backed securities, the credit quality of the underlying loans. Securities issued by US Government-sponsored enterprises are supported only by the credit of the issuing entity.

Sector risk — The Series may hold a significant amount of investments in similar businesses, which could be affected by the same economic or market conditions. To the extent the Series invests significantly in the financials sector, the value of the Series' shares may be particularly vulnerable to factors affecting that sector, such as the availability and cost of capital, changes in interest rates, the rate of corporate and consumer debt defaults, credit ratings and quality, market liquidity, extensive government regulation and price competition.

Derivatives risk — Investments in US Treasury futures and options on US Treasury futures involve risks, such as potential losses if interest rates do not move as expected and the potential for greater losses than if these techniques had not been used. Investments in derivatives can increase the volatility of the Series' share price and may expose it to significant additional costs. Derivatives may be difficult to sell, unwind, or value.

Exchange-traded funds risk — The risks of investing in an ETF typically reflect the risks of the types of instruments in which the ETF invests. In addition, because ETFs are investment companies, the Series will bear its proportionate share of the fees and expenses of an investment in an ETF. As a result, the Series' expenses may be higher and performance may be lower.

Active management and selection risk — The risk that the securities selected by a series' management will underperform the markets, the relevant indices, or the securities selected by other funds with similar investment objectives and investment strategies. The securities and sectors selected may vary from the securities and sectors included in the relevant index.

Liquidity risk — Certain investments may be difficult or impossible to sell at a favorable time or price. Market developments may cause the Series' investments to become less liquid and subject to erratic price movements. High yield securities tend to be less liquid.

The Manager is an indirect wholly owned subsidiary of Macquarie Group Limited (MGL). Other than Macquarie Bank Limited (MBL), a subsidiary of MGL and an affiliate of the Manager, none of the entities noted are authorized deposit-taking institutions for the purposes of the Banking Act 1959 (Commonwealth of Australia). The obligations of these entities do not represent deposits or other liabilities of MBL. MBL does not guarantee or otherwise provide assurance in respect of the obligations of these entities, unless noted otherwise. The Series is governed by US laws and regulations.

How has Delaware VIP® Investment Grade Series performed?

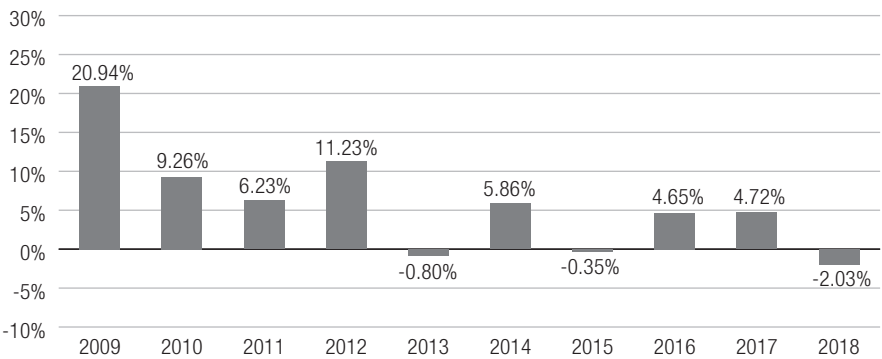
The bar chart and table below provide some indication of the risks of investing in the Series. The Series has adopted the performance of the First Investors Life Series Investment Grade Fund (Predecessor Series) as the result of a reorganization of the Predecessor Series into the Series which was consummated after the close of business on Oct. 4, 2019 (Reorganization). The Series had not yet commenced operations prior to the Reorganization. The bar chart shows changes in the performance of the Predecessor Series from year to year and shows how the Predecessor Series' average annual total returns for the 1-, 5-, and 10-year, or lifetime periods compare with those of a broad measure of market performance. The Predecessor Series' past performance (before and after taxes) is not necessarily an indication of how the Series will perform in the future. The returns reflect any expense caps in effect during these periods. The returns would be lower without the expense caps.

The returns shown for periods ending on or prior to Oct. 4, 2019 are those of the Predecessor Series. The returns of the Series will be different from the returns of the Predecessor Series as they have different expenses.

Updated performance information is available by calling 800 523-1918 or by visiting our website at delawarefunds.com/dcio/performance.

Performance reflects all Series expenses but does not include any fees or sales charges imposed by variable insurance contracts. If they had been included, the returns shown below would be lower. Investors should consult the variable contract prospectus for more information.

Calendar year-by-year total return



During the periods illustrated in this bar chart, the Series' highest quarterly return was 10.24% for the quarter ended June 30, 2009, and its lowest quarterly return was -3.31% for the quarter ended June 30, 2013.

Average annual total returns for periods ended December 31, 2018

	1 year	5 years	10 years
Investment Grade Series	-2.03%	2.52%	5.78%
Bloomberg Barclays US Corporate Investment Grade Index (reflects no deduction for fees, expenses, or taxes)*	-2.51%	3.28%	5.92%
ICE BofAML US Corporate Index (reflects no deduction for fees, expenses or taxes)*	-2.25%	3.34%	6.10%

* The Series changed its broad-based securities index to the Bloomberg Barclays US Corporate Investment Grade Index as of Oct. 4, 2019. The Series elected to use the new index because it more closely reflected the Series' investment strategies.

Who manages the Series?

Investment manager

Delaware Management Company, a series of Macquarie Investment Management Business Trust (a Delaware statutory trust)

Portfolio managers	Title with Delaware Management Company	Start date on the Series
Michael G. Wildstein, CFA	Executive Director, Head of Credit and Insurance Asset Management	October 2019
Roger A. Early, CPA, CFA	Executive Director, Chief Investment Officer of US Fixed Income	October 2019
Paul A. Matlack, CFA	Senior Vice President, Senior Portfolio Manager, Fixed Income Strategist	October 2019
Craig C. Dembek, CFA	Executive Director, Global Head of Credit Research	October 2019
John P. McCarthy, CFA	Senior Vice President, Co-Head of High Yield, Senior Portfolio Manager	October 2019
Kashif Ishaq	Senior Vice President, Global Head of Corporate Bond Trading	October 2019

Series summary

Portfolio managers	Title with Delaware Management Company	Start date on the Series
J. David Hillmeyer, CFA	Executive Director, Head of Multisector/ Global Fixed Income	October 2019
Wayne A. Anglace, CFA	Senior Vice President, Senior Portfolio Manager	October 2019

Sub-advisors

Macquarie Investment Management Austria Kapitalanlage AG (MIMAK)

Macquarie Investment Management Europe Limited (MIMEL)

Macquarie Investment Management Global Limited (MIMGL)

Purchase and redemption of Series shares

Shares are sold only to separate accounts of life insurance companies at net asset value (NAV). Please refer to the variable annuity or variable life insurance product contract prospectus for more information about the purchase and redemption of shares.

Tax information

The dividends and distributions paid from the Series to the insurance company separate accounts will consist of ordinary income, capital gains, or some combination of both. Because shares of the Series must be purchased through separate accounts used to fund variable annuity contracts or variable life insurance contracts (variable contracts), such dividends and distributions will be exempt from current taxation by contract holders if left to accumulate within a separate account. You should refer to your variable contract prospectus for more information on these tax consequences.

Payments to broker/dealers and other financial intermediaries

If you purchase shares of the Series through a broker/dealer or other financial intermediary (such as an insurance company), the Series and its related companies may pay the intermediary for the sale of Series shares and related services. These payments may create a conflict of interest by influencing the broker/dealer or other intermediary and your salesperson to recommend the Series over another investment. Ask your salesperson or visit your financial intermediary's website for more information.

How we manage the Series

Our principal investment strategies

Delaware VIP Covered Call Strategy Series

The Series invests in a portfolio of equity securities and writes (sells) call options on those securities. Under normal circumstances, the Series writes (sells) call options on at least 80% of the Series' total assets (80% policy). The 80% policy is nonfundamental and may be changed without shareholder approval, but the Series will provide shareholders with at least 60 days' notice before changing this 80% policy. The Series normally writes (sells) covered call options listed on US exchanges on the equity securities held by the Series to seek to lower the overall volatility of the Series' portfolio, protect the Series from market declines and generate income. Call options written (sold) by the Series generally have an exercise price above the price of the underlying security at the time the option is written (sold).

The Series' equity investments consist primarily of common stocks of large-size US companies, certain of which may pay dividends, and US dollar-denominated equity securities of foreign issuers (i.e., American Depositary Receipts (ADRs)), traded on a US securities exchange. ADRs are receipts typically issued in connection with a US or foreign bank or trust company which evidence ownership of underlying securities issued by a non-US company. To a lesser extent, the Series may also invest in and write (sell) covered call options on securities of mid- and small-capitalization issuers and exchange-traded funds (ETFs) that track certain market indices, such as the S&P 500. The nature of the Series is such that it may be expected to underperform equity markets during periods of sharply rising equity prices; conversely, the Series seeks to reduce losses relative to equity markets during periods of declining equity prices.

A call option gives the purchaser of the option the right to buy, and the writer, in this case, the Series, the obligation to sell, the underlying security at the exercise price at any time prior to the expiration of the contract, regardless of the market price of the underlying security during the option period. Covered call options may be sold up to the number of shares of the equity securities held by the Series. The premium paid to the writer is consideration for undertaking the obligations under the option contract. The writer of a covered call option forgoes all or a portion of the potential profit from an increase in the market price of the underlying security above the exercise price in exchange for the benefit of receiving the option premiums which potentially provide some protection against the loss of capital if the underlying security declines in price. The Series receives premium income from the writing of options.

In making investment decisions, the Series' sub-advisor reviews a variety of factors, including economic data, Federal Reserve policy, fiscal policy, inflation and interest rates, commodity pricing, sector, industry and security issues, regulatory factors and street research to appraise economic and market cycles.

How we manage the Series

In selecting investments, the Series' sub-advisor considers the following, among other criteria: a) companies in an industry with a large market share or significant revenues that fit the Series' investment strategy; b) companies with new products or new management to replace underperforming management; c) recent or anticipated fundamental improvements in industry environment; and d) companies that are out of favor. Covered call options written by the Series are designed to create income, lower the overall volatility of the Series' portfolio and mitigate the impact of market declines. The Series' sub-advisor considers several factors when writing (selling) call options, including the overall equity market outlook, sector and/or industry attractiveness, individual security considerations, and relative and/or historical levels of option premiums.

The Series may sell a security based on the following, among other criteria: a) an actual or anticipated significant decline in the issuer's profitability such as the loss of an exclusive patent or a strong competitor entering the market and/or a significant negative outlook from management; b) a large appreciation in the stock price leads to overvaluation relative to itself and its peers historically; c) significant management turnover at the senior level; or d) an actual or expected decline in demand for the issuer's products or services. The sub-advisor writes call options based upon the sub-advisor's outlook on the economy and stock market and analysis of individual stocks, which can impact the exercise price and expiration of a call option. Generally, higher implied volatility will lead to longer expirations, locking in the potentially higher call premiums, whereas lower implied volatility will tend to lead to shorter dated options. The writing of covered call options may result in frequent trading and a high portfolio turnover rate.

The Series reserves the right to take temporary defensive positions that are inconsistent with the Series' principal investment strategies in attempting to respond to adverse market, economic, political or other conditions. If it does so, it may not achieve its investment objective. The Series may also choose not to take defensive positions. Information about the Series' holdings can be found in the most recent annual report, and information concerning the Series' policies and procedures with respect to disclosure of the Series' portfolio holdings is available in the Series' Statement of Additional Information (see back cover).

The Statement of Additional Information also describes non-principal investment strategies that the Series may use, including investing in other types of investments that are not described in this prospectus.

Delaware VIP Fund for Income Series

The Series primarily invests in high yield, below investment grade corporate bonds (commonly known as "high yield" or "junk bonds"). High yield bonds include both bonds that are rated below Baa3 by Moody's Investors Service, Inc. or below BBB- by Standard & Poor's Financial Services LLC as well as unrated bonds that are determined by the Manager to be

of equivalent quality. High yield bonds generally provide higher income than investment grade bonds to compensate investors for their higher risk of default (i.e., failure to make required interest or principal payments). High yield bond issuers include small or relatively new companies lacking the history or capital to merit investment grade status, former blue chip companies downgraded because of financial problems, special purpose entities that are used to finance capital investment, sales or leases of equipment, loans or other programs and firms with heavy debt loads. High yield securities may be backed by receivables or other assets. The Series may also invest in other high yield debt securities, such as assignments of syndicated bank loans (also known as “floating rate loans”).

The Manager seeks to reduce the risk of a default by selecting bonds through careful credit research and analysis. The Manager seeks to reduce the impact of a potential default by diversifying its investments among bonds of many different companies and industries. The Manager attempts to invest in bonds that have stable to improving credit quality and potential for capital appreciation because of a credit rating upgrade or an improvement in the outlook for a particular company, industry or the economy as a whole.

Although the Manager will consider ratings assigned by ratings agencies in selecting high yield bonds, it relies principally on its own research and investment analysis. The Manager considers a variety of factors, including the overall economic outlook, the issuer's competitive position, the outlook of its industry, its managerial strength, anticipated cash flow, debt maturity schedules, borrowing requirements, interest or dividend coverage, asset coverage and earnings prospects. The Series may sell a bond when it shows deteriorating fundamentals or it falls short of the Manager's expectations. It may also decide to continue to hold a bond (or related securities, such as stocks or warrants) after its issuer defaults or is subject to a bankruptcy. In addition, the Manager may seek investment advice and recommendations from its affiliates: Macquarie Investment Management Europe Limited, Macquarie Investment Management Austria Kapitalanlage AG, and Macquarie Investment Management Global Limited (together, the “Affiliated Sub-Advisors”). The Manager may also permit these Affiliated Sub-Advisors to execute Series security trades on behalf of the Manager and exercise investment discretion for securities in certain markets where the Manager believes it will be beneficial to utilize an Affiliated Sub-Advisor's specialized market knowledge.

The Series reserves the right to take temporary defensive positions that are inconsistent with the Series' principal investment strategies in attempting to respond to adverse market, economic, political or other conditions. If it does so, it may not achieve its investment objective. The Series may also choose not to take defensive positions.

The Statement of Additional Information also describes non-principal investment strategies that the Series may use, including investing in other types of investments that are not described in this prospectus.

How we manage the Series

Delaware VIP Growth Equity Series

The Series invests in a portfolio of approximately 40-45 common stocks that the Series' sub-advisor believes offers the best potential for earnings growth with the lowest risk of negative earnings surprises. The Series is managed by an investment team.

When selecting investments for the Series, the sub-advisor employs quantitative and qualitative analysis to identify high quality companies that it believes have the ability to accelerate earnings growth and exceed investor expectations. The security selection process consists of three steps. Beginning with a universe of stocks that includes large-, mid- and small-size companies, the sub-advisor's investment team first conducts a series of risk control and valuation screens designed to eliminate those stocks that are highly volatile or are more likely to underperform the market. The sub-advisor considers four primary factors when conducting the risk control and valuation screens. Those factors are: valuation, financial quality, stock volatility and corporate governance.

Stocks that pass the initial screens are then evaluated using a proprietary methodology that attempts to identify stocks with the highest probability of producing an earnings growth rate that exceeds investor expectations. In other words, the investment team seeks to identify stocks that are well positioned to benefit from a positive earnings surprise. The process incorporates the following considerations: changes in Wall Street opinions, individual analysts' historical accuracy, earnings quality analysis and corporate governance practices.

The screening steps produce a list of approximately 80-100 eligible companies that are subjected to traditional fundamental analysis to further understand each company's business prospects, earnings potential, strength of management and competitive positioning. The investment team uses the results of this analysis to construct a portfolio of approximately 40-45 stocks that are believed to have the best growth and risk characteristics.

Holdings in the portfolio become candidates for sale if the investment team identifies what they believe to be negative investment or performance characteristics. Reasons to sell a stock may include: a negative earnings forecast or report, valuation concerns, company officials' downward guidance on company performance or earnings or announcement of a buyout. When a stock is eliminated from the portfolio, it is generally replaced with the stock that the investment team considers to be the next best stock that has been identified by the sub-advisor's screening process. Additionally, from time to time, in pursuing its investment strategies, the Series may hold significant investments (25% or more of its assets) in a specific market sector, including the information technology sector.

The Series reserves the right to take temporary defensive positions that are inconsistent with the Series' principal investment strategies in attempting to respond to adverse market, economic, political or other conditions. If it does so, it may not achieve its investment objective. The Series may also choose not to take defensive positions.

The Statement of Additional Information also describes non-principal investment strategies that the Series may use, including investing in other types of investments that are not described in this prospectus.

Delaware VIP Equity Income Series

The Series invests, under normal circumstances, primarily in companies that the Series believes are undervalued in the market relative to their long term potential.

In selecting stocks, the Series typically begins by identifying companies that pay dividends. The Series then analyzes companies that appear to be undervalued. Under normal circumstances, the Series will invest at least 80% of its net assets (including any borrowings for investment purposes) in equities (80% policy). For purposes of this 80% policy, equities may include common stock, preferred stock, equity-based exchange-traded funds (ETFs) and instruments that are convertible into common stock, or other instruments that represent an equity position in an issuer. The 80% policy is nonfundamental and may be changed without shareholder approval, but the Series will provide shareholders with at least 60 days' notice before changing this 80% policy. The Series generally uses a "bottom-up" approach to selecting investments. This means that the Series generally identifies potential investments through fundamental research and analysis which includes, among other things, analyzing a company's balance sheet, cash flow statements and competition within a company's industry.

The Series assesses whether management is implementing a reasonable corporate strategy and is operating in the interests of shareholders. Other considerations include analysis of economic trends, interest rates and industry diversification.

The Series normally will diversify its assets.

The Series may sell a security if it becomes fully valued, its fundamentals have deteriorated or alternative investment opportunities become more attractive.

The Series reserves the right to take temporary defensive positions that are inconsistent with the Series' principal investment strategies in attempting to respond to adverse market, economic, political or other conditions. If it does so, it may not achieve its investment objective. The Series may also choose not to take defensive positions.

The Manager may permit its affiliates, Macquarie Investment Management Global Limited (MIMGL) and Macquarie Fund Management Hong Kong Limited, to execute Series' security trades on behalf of the Manager. The Manager may also seek quantitative support from MIMGL.

How we manage the Series

The Statement of Additional Information also describes non-principal investment strategies that the Series may use, including investing in other types of investments that are not described in this prospectus.

Delaware VIP Government Cash Management Series

The Series intends to operate as a “government money market fund” as such term is defined in Rule 2a-7 under the Investment Company Act of 1940, as amended (1940 Act). The Series will invest at least 99.5% of its total assets in (i) US Government securities; (ii) cash; and/or (iii) repurchase agreements that are collateralized fully by cash and/or US Government securities. In addition, under normal circumstances, the Series will invest at least 80% of its net assets, including any borrowings for investment purposes, in US Government securities and repurchase agreements collateralized fully by cash or US Government securities. The 80% policy is nonfundamental and may be changed without shareholder approval, but the Series will provide shareholders with at least 60 days’ notice before changing this 80% policy. US Government securities include: US Treasury bills and notes; other obligations that are issued by the US Government, its agencies or instrumentalities, including securities that are issued by entities chartered by Congress but whose securities are neither issued nor guaranteed by the US Treasury, including the Federal National Mortgage Association (Fannie Mae), Federal Home Loan Mortgage Corporation (Freddie Mac), Federal Home Loan Banks and Federal Farm Credit Banks; and obligations that are issued by issuers that are guaranteed as to principal or interest by the US Government, its agencies or instrumentalities, including the Government National Mortgage Association. The Series may invest in fixed, variable and floating rate instruments.

The Series invests only in securities that comply with the quality, maturity, liquidity, diversification and other requirements applicable to a “government money market fund” under Rule 2a-7 under the 1940 Act. The Series will invest only in securities that have remaining maturities of 397 days or less or securities otherwise permitted to be purchased because of maturity shortening provisions under applicable regulations. The dollar-weighted average portfolio maturity and dollar-weighted average portfolio life of the Series will not exceed 60 and 120 days, respectively. The Series uses the amortized cost method of valuation to seek to maintain a stable \$1.00 net asset value per share price.

The Series will only purchase securities that have been determined to present minimal credit risk. In making such a determination, the Series may consider the credit ratings assigned to securities by ratings services. If, after purchase, the credit quality of an investment deteriorates, the Series’ Manager or, where required by applicable law and regulations, the Series’ Board of Trustees, will decide whether the investment should be held or sold. All portfolio instruments purchased by the Series will be denominated in US dollars.

“Government money market funds” are exempt from requirements that permit money market funds to impose a liquidity fee and/or temporary redemption gates. While the Series’ Board of Trustees may elect to subject the Series to liquidity fee and gate requirements in the future, it has not elected to do so at this time and currently has no intention of doing so.

Information concerning the Series’ policies and procedures with respect to disclosure of the Series’ portfolio holdings is available in the Series’ Statement of Additional Information.

The Statement of Additional Information also describes non-principal investment strategies that the Series may use, including investing in other types of investments that are not described in this prospectus. Information concerning the Series’ policies and procedures with respect to disclosure of the Series’ portfolio holdings is available in the Series’ Statement of Additional Information.

Delaware VIP Growth and Income Series

The Series primarily invests in common stocks that offer the potential for capital growth, current income or both. The Series primarily invests in large-size companies and may invest in small- and mid- size companies as well. Some of the companies the Series invests in may pay dividends, however not all will.

The Series generally uses a “bottom-up” approach to selecting investments. This means that the Series generally identifies potential investments through fundamental research and analysis and also focuses on other issues, such as economic trends, interest rates, industry diversification and market capitalization. Economic trends relate to the overall direction in which the economy is moving which may provide insights into the future direction of companies. Factors may include consumer confidence, employment, interest rates and inflation. In deciding whether to buy or sell securities, the Series considers, among other things, the issuer’s financial strength, management, earnings growth or potential earnings growth and the issuer’s valuation relative to its fundamentals and peers.

The portfolio managers research individual companies and analyzes economic and market conditions, seeking to identify the securities that it believes are the best investments for the Fund. The Fund invests primarily in securities that the portfolio manager believes have long-term capital appreciation, or growth potential. The portfolio managers follow a value-oriented investment philosophy in selecting stocks for the Fund using a research-intensive approach that considers factors such as (i) a security price that reflects a market valuation that is judged to be below the estimated present or future value of the company; (ii) favorable earnings prospects and dividend yield potential; (iii) the financial condition of the issuer; and (iv) various qualitative factors.

How we manage the Series

Stocks that the Fund invests in may pay dividends. Common or ordinary stocks are securities that represent shares of ownership in a corporation. Stockholders may participate in a corporation's profits through its distributions of dividends to stockholders, proportionate to the number of shares they own. The Fund may also own convertible securities. Convertible securities are usually preferred stocks or corporate bonds that can be exchanged for a set number of shares of common stock at a predetermined price. These securities offer higher appreciation potential than nonconvertible bonds and greater income potential than nonconvertible preferred stocks. The Fund may also invest in real estate investment trusts (REITs) and income-generating equity securities. REITs are pooled investment vehicles that invest primarily in income-producing real estate or real estate-related loans or interests.

The Series may sell a security if it becomes fully valued, is no longer attractively valued, its fundamentals have deteriorated or alternative investments become more attractive.

The Series reserves the right to take temporary defensive positions that are inconsistent with the Series' principal investment strategies in attempting to respond to adverse market, economic, political or other conditions. If it does so, it may not achieve its investment objectives. The Series may also choose not to take defensive positions.

The Manager may permit its affiliates, Macquarie Investment Management Global Limited (MIMGL) and Macquarie Fund Management Hong Kong Limited, to execute Series security trades on behalf of the Manager. The Manager may also seek quantitative support from MIMGL.

The Statement of Additional Information also describes non-principal investment strategies that the Series may use, including investing in other types of investments that are not described in this prospectus.

Delaware VIP Opportunity Series

The Series invests primarily in mid- and small-size companies that the Series' Manager believes offer attractive valuation and quality characteristics. Companies with attractive valuations are those that have a lower valuation than the company's historical average valuation and a lower valuation than the company's competitors. Companies with quality characteristics will make shareholder friendly use of its cash flow, which would include, but is not limited to: dividend payments or increases, share repurchases, and repayment of debt. The Series also may invest in exchange-traded funds (ETFs) to gain exposure to such securities and in real estate investment trusts (REITs). The Series may continue to hold stocks of mid- and small-size companies that grow into large companies and may also invest opportunistically in stocks of larger companies.

The Series uses a “bottom-up” approach to selecting investments. The Series uses fundamental research to search for companies that have one or more of the following: a strong balance sheet; experienced management; and stocks that are attractively priced. The Series attempts to stay broadly diversified, but it may emphasize certain industry sectors based upon economic and market conditions.

The Series may sell a stock if it becomes fully valued, its fundamentals have deteriorated or alternative investments become more attractive. The Series may also sell a stock if it grows into a large, well-established company, although it may also continue to hold such a stock irrespective of its size.

The Series reserves the right to take temporary defensive positions that are inconsistent with the Series’ principal investment strategies in attempting to respond to adverse market, economic, political or other conditions. If it does so, it may not achieve its investment objective. The Series may also choose not to take defensive positions.

The Manager may permit its affiliates, Macquarie Investment Management Global Limited (MIMGL) and Macquarie Fund Management Hong Kong Limited, to execute Series security trades on behalf of the Manager. The Manager may also seek quantitative support from MIMGL.

The Statement of Additional Information also describes non-principal investment strategies that the Series may use, including investing in other types of investments that are not described in this prospectus.

Delaware VIP Limited Duration Bond Series

Under normal circumstances, the Series will invest at least 80% of its net assets (plus any borrowings for investment purposes) in investment grade bonds (80% policy). For purposes of this 80% policy, investment grade bonds also include other investment grade fixed-income securities. The 80% policy is nonfundamental and may be changed without shareholder approval, but the Series will provide shareholders with at least 60 days’ notice before changing this 80% policy.

The Series defines investment grade debt securities as those that are rated within the four highest ratings categories by Moody’s or S&P or that are unrated but determined by the Series’ Manager to be of equivalent quality.

The Series may invest in a variety of different types of investment grade securities, including corporate bonds, securities issued or guaranteed by the US Government or US Government-sponsored enterprises (some of which are not backed by the full faith and credit of the US Government), and mortgage-backed and other asset-backed securities. The Manager

How we manage the Series

attempts to stay broadly diversified, but it may emphasize certain industries based on the outlook for interest rates, economic forecasts and market conditions. In selecting investments, the Manager considers, among other things, the issuer's earnings and cash flow generating capabilities, asset quality, debt levels, industry characteristics and management strength. The Manager also considers ratings assigned by ratings services in addition to its own research and investment analysis. The Manager will not necessarily sell an investment if its rating is reduced. The Manager usually will sell a security when it shows deteriorating fundamentals, it falls short of the portfolio manager's expectations, or a more attractive investment is available.

To a lesser extent, the Series also invests in high yield, below investment grade corporate bonds (commonly known as "high yield" or "junk bonds"). High yield bonds include both bonds that are rated below Baa3 by Moody's or below BBB- by S&P as well as unrated bonds that are determined by the Manager to be of equivalent quality. The Series may also be exposed to high yield securities through the Manager's investments in exchange-traded funds (ETFs).

In addition, the Manager may seek investment advice and recommendations from its affiliates: Macquarie Investment Management Europe Limited, Macquarie Investment Management Austria Kapitalanlage AG, and Macquarie Investment Management Global Limited (together, the "Affiliated Sub-Advisors"). The Manager may also permit these Affiliated Sub-Advisors to execute Series security trades on behalf of the Manager and exercise investment discretion for securities in certain markets where the Manager believes it will be beneficial to utilize an Affiliated Sub-Advisor's specialized market knowledge.

High yield bonds generally provide higher income than investment grade bonds to compensate investors for their higher risk of default (i.e., failure to make required interest or principal payments). High yield securities may be backed by receivables or other assets. The Manager attempts to invest in bonds that have stable to improving credit quality and potential for capital appreciation because of a credit rating upgrade or an improvement in the outlook for a particular company, industry or the economy as a whole. Although the Manager will consider ratings assigned by ratings agencies in selecting high yield bonds, it relies principally on its own research and investment analysis. The Manager may sell a bond when it shows deteriorating fundamentals or it falls short of the portfolio manager's expectations.

The Manager seeks for the Series to maintain an average weighted duration of between one and six years. Duration is a measure of a bond's or fixed income portfolio's sensitivity to changes in interest rates. For every 1% change in interest rates, a bond's price generally changes approximately 1% in the opposite direction for every year of duration. For example, if a portfolio of fixed income securities has an average weighted duration of six years, its value can be expected to fall about 6% if interest rates rise by 1%. Conversely, the portfolio's value can be expected to rise approximately 6% if interest rates fall by 1%. As a result, prices of securities with longer durations tend to be more sensitive to interest rate changes than prices

of securities with shorter durations. Unlike maturity, which considers only the date on which the final repayment of principal will be made, duration takes account of interim payments made during the life of the security. Duration is typically not equal to maturity. The Manager may adjust the average weighted duration based on its interest rate outlook. If it believes that interest rates are likely to fall, it may attempt to buy securities with longer maturities. By contrast, if it believes interest rates are likely to rise, it may attempt to buy securities with shorter maturities or sell securities with longer maturities.

The Series may invest in US Treasury futures and options on US Treasury futures to hedge against changes in interest rates.

Additionally, from time to time, in pursuing its investment strategies, the Series may hold significant investments (25% or more of its assets) in a specific market sector, including the financials sector.

The Series reserves the right to take temporary defensive positions that are inconsistent with the Series' principal investment strategies in attempting to respond to adverse market, economic, political or other conditions. If it does so, it may not achieve its investment objective. The Series may also choose not to take defensive positions.

The Statement of Additional Information also describes non-principal investment strategies that the Series may use, including investing in other types of investments that are not described in this prospectus.

Delaware VIP Special Situations Series

The Series invests primarily in common stocks of small sized companies that the investment manager, Delaware Management Company (Manager), believes appear low relative to their underlying value or long-term potential.

The Series seeks to achieve its investment objective by investing, under normal circumstances, at least 80% of the value of its total assets (net assets plus the amount of any borrowings for investment purposes) in securities of companies that are deemed by the Manager to be special situations which are defined as investments primarily in common stocks of small-size companies that in the Manager's opinion, appear low relative to their underlying value or future potential. The Series uses a "bottom-up" approach to selecting investments. The Series uses fundamental research to search for companies that have one or more of the following: a strong balance sheet, experienced management, and stocks that are attractively priced. Considerations used when determining a special situation include, among other factors, the financial strength of a company, its management, the prospects for its industry, and any anticipated changes within the company that might suggest a more

How we manage the Series

favorable outlook going forward. The Manager focuses on free cash flow in its individual stock selection, seeking companies that it believes have a sustainable ability to buy back shares, lower debt, and/or increase or initiate dividends. The Series considers small-capitalization companies to be companies with a market capitalization generally less than 3.5 times the dollar-weighted, median market capitalization of the Russell 2000® Index at the time of purchase. The Series may invest in exchange-traded funds (ETFs) to gain exposure to stocks and up to 15% of its net assets in real estate investment trusts (REITs).

The Series may, at times, engage in short-term trading, which could produce higher portfolio turnover, transaction costs and may result in a lower total return for the Series.

The Series reserves the right to take temporary defensive positions that are inconsistent with the Series' principal investment strategies in attempting to respond to adverse market, economic, political or other conditions. If it does so, it may not achieve its investment objective. The Series may also choose not to take defensive positions.

The Manager may permit its affiliates, Macquarie Investment Management Global Limited (MIMGL) and Macquarie Fund Management Hong Kong Limited, to execute Series security trades on behalf of the Manager. The Manager may also seek quantitative support from MIMGL.

The Statement of Additional Information also describes non-principal investment strategies that the Series may use, including investing in other types of investments that are not described in this prospectus.

Delaware VIP International Series

The Series primarily invests in a portfolio of common stocks and other equity securities of companies that are located outside of the United States. To a limited degree, the Series may also invest in companies based in the United States. The Series may rely on the country where the issuer is incorporated, is headquartered or has its principal place of business in determining the location of an issuer. The Series may invest in emerging or developing markets, and the Series may focus its investments in companies located in or tied economically to particular countries or regions. Additionally, in pursuing its investment strategies, the Series may hold significant investments (25% or more of its assets) in a specific market sector, including the consumer staples sector. The Series is a nondiversified series.

A representative list of the countries where the Manager may invest includes: Australia, Brazil, Canada, China, Finland, France, Germany, Hong Kong, Italy, Japan, Luxembourg, the Netherlands, Singapore, Spain, Sweden, Switzerland, Taiwan, and the United Kingdom. While this is a representative list, the Series may also invest in other countries as well.

The investment process is bottom-up, research-driven. The aim is to produce attractive risk-adjusted long-term returns by investing in understandable, quality businesses with mispriced earnings power. Mispricings occur when shorter term market fluctuations lead to a discount between a stock's price and its fair value which is derived from such factors as the long term sales and future earnings potential of a business. Stock selection rests on an assessment of each company and its risk-return profile. Sustainability is defined as the Fund's ability to generate profits over the long term that also from time to time have the ability to redeploy part of earnings and reinvest into future advantageous areas of the business. Research is centered on understanding the nature and sustainability of how the company creates value, including the associated risks. Businesses identified as attractive are likely to display one or more of these favorable characteristics: solid earnings power and free cash flow generation, sustainable business models and competitive advantages, ability to reinvest at rates above the cost of capital, flexibility to restructure inefficiencies, potential to benefit from consolidation within their industries, and ability to gain market share from competitors. Sustainable businesses are businesses that have the ability to generate profits over the long term that also from time to time have the ability to redeploy earnings and reinvest into future advantageous areas of the business. An estimate for long-term earnings power is derived in order to calculate the fair value of a company. Fair value is defined as the estimated worth of a company based upon the company's earning potential and other variables. To compensate for unpredictable risks, the team aims to invest in companies that can be bought within an adequate safety margin to the estimated fair value. The portfolio managers strive to purchase stocks at a discount to what they deem to be fair value. The discount effectively provides a cushion to absorb potential stock price depreciation due to such factors as unexpected negative shifts in currency values and/or economic or political instability and negative shifts in company earnings.

Screening is a method used for idea generation. A typical screen may exclude stocks under a certain market cap and then applying numerous valuation, quality and growth metrics as hurdles that would effectively reduce the universe further. Survivors would become candidates for fundamental research whereas in-depth analysis occurs to ultimately determine the attractiveness of a stock for potential portfolio admission.

The Series reserves the right to take temporary defensive positions that are inconsistent with its principal investment strategies in attempting to respond to adverse market, economic, political or other conditions. If it does so, it may not achieve its investment objective. The Series may also choose not to take defensive positions.

The Manager may permit its affiliates, Macquarie Investment Management Global Limited (MIMGL) and Macquarie Fund Management Hong Kong Limited, to execute Series security trades on behalf of the Manager. The Manager may also seek quantitative support from MIMGL.

How we manage the Series

The Statement of Additional Information also describes non-principal investment strategies that the Series may use, including investing in other types of investments that are not described in this prospectus.

Delaware VIP Total Return Series

The Series allocates its assets among stocks (US and foreign companies), bonds and money market instruments. While the percentage of assets allocated to each asset class is flexible rather than fixed, the Series normally invests at least 50% of its net assets in stocks and convertible securities with the remainder in bonds, cash and money market instruments. The percentages may change due to, among other things, market fluctuations or reallocation decisions by the Series' Manager. Derivatives are included for the purpose of these allocations.

In connection with the determination of the Series' allocation ranges, the Manager considers various factors, including existing and projected market conditions for equity and fixed income securities. Once the asset allocation for bonds, stocks and money market instruments has been set, the Manager uses fundamental research and analysis to determine which particular investments to purchase or sell. The percentage allocations within the above ranges are actively monitored by the Series' Manager and may change due to, among other things, market fluctuations or reallocation decisions by the Manager. Reallocations outside of the above ranges are expected to occur infrequently.

The Manager selects investments in common stocks based on their potential for capital growth, current income or both. The Manager considers, among other things, the issuer's financial strength, management, earnings growth potential and history (if any) of paying dividends. The Manager will normally diversify the Series' stock holdings among stocks of large-, mid- and small-size companies.

In addition, the Manager may seek investment advice and recommendations from its affiliates: Macquarie Investment Management Europe Limited, Macquarie Investment Management Austria Kapitalanlage AG, and Macquarie Investment Management Global Limited (together, the "Affiliated Sub-Advisors"). The Manager may also permit these Affiliated Sub-Advisors to execute Series security trades on behalf of the Manager and exercise investment discretion for securities in certain markets where the Manager believes it will be beneficial to utilize an Affiliated Sub-Advisor's specialized market knowledge.

The Manager selects individual investments in bonds by first considering the outlook for the economy and interest rates, and thereafter, a particular security's characteristics. The Manager will typically diversify its bond holdings among different types of bonds and other debt securities, including corporate bonds, US Government securities, US Government-sponsored enterprise securities, which may not be backed by the full faith and credit of the US Government, and mortgage-backed and other asset-backed securities.

The Manager may sell a security if it becomes fully valued, its fundamentals have deteriorated, alternative investments become more attractive or if it is necessary to rebalance the portfolio.

The Series may also invest in high yield, below investment grade corporate bonds (commonly known as “high yield” or “junk bonds”). High yield bonds include both bonds that are rated below Baa3 by Moody’s Investors Service, Inc. or below BBB- by Standard & Poor’s as well as unrated bonds that are determined by the Manager to be of equivalent quality. The Series may also be exposed to high yield securities through the Manager’s investments in exchange-traded funds (ETFs).

High yield bonds generally provide higher income than investment grade bonds to compensate investors for their higher risk of default (i.e., failure to make required interest or principal payments). High yield securities may be backed by receivables or other assets. The Manager primarily focus on investments they believe can generate attractive and consistent income. In addition, the manager may seek investments that have stable to improving credit quality and potential for capital appreciation because of a credit rating upgrade or an improvement in the outlook for a particular company, industry or the economy as a whole. Although the Manager will consider ratings assigned by ratings agencies in selecting high yield bonds, they rely principally on their own research and investment analysis. The Manager may sell a bond when it shows deteriorating fundamentals or it falls short of the portfolio manager’s expectations. They may also decide to continue to hold a bond (or related securities, such as stocks or warrants) after its issuer defaults or is subject to a bankruptcy.

The Series may also invest in real estate related companies and real estate investment trusts (REITs).

The Series may also invest in US Treasury futures and options on US Treasury futures to hedge against changes in interest rates.

The Series reserves the right to take temporary defensive positions that are inconsistent with the Series’ principal investment strategies in attempting to respond to adverse market, economic, political or other conditions. If it does so, it may not achieve its investment objective. The Series may also choose not to take defensive positions.

The Series may invest 20% of its net assets in derivatives, including but not limited to, options, futures, forwards, and swaps. The Manager will invest in derivatives for the purpose of gaining market exposure, hedging, generating income through option overwriting, and to facilitate foreign currency transactions. Under normal conditions, the Series will not invest more than 20% of its assets or the economic equivalent in derivatives instruments.

How we manage the Series

The Statement of Additional Information also describes non-principal investment strategies that the Series may use, including investing in other types of investments that are not described in this prospectus.

Delaware VIP Investment Grade Series

Under normal circumstances, the Series invests at least 80% of its net assets (plus any borrowings for investment purposes) in investment grade debt securities (80% policy). The 80% policy is nonfundamental and may be changed without shareholder approval, but the Series will provide shareholders with at least 60 days notice before changing this 80% policy. The Series defines investment grade debt securities as those that are rated within the four highest ratings categories by Moody's or S&P or that are unrated but determined by the Series' Manager to be of equivalent quality. The Series will not necessarily sell an investment if its rating is reduced.

The Series invests primarily in investment grade corporate bonds. The Series may also invest in other investment grade securities, including securities issued or guaranteed by the US Government or US Government-sponsored enterprises (some of which are not backed by the full faith and credit of the US Government) and investment grade mortgage-backed and other asset-backed securities. The Manager attempts to stay broadly diversified, but it may emphasize certain industries based on the outlook for interest rates, economic forecasts and market conditions. In selecting investments, the Manager considers, among other things, the issuer's earnings and cash flow generating capabilities, asset quality, debt levels, industry characteristics and management strength. The Manager also considers ratings assigned by ratings services in addition to its own research and investment analysis. The Manager usually will sell a security when it shows deteriorating fundamentals, it falls short of the Manager's expectations, or a more attractive investment is available.

In addition, the Manager may seek investment advice and recommendations from its affiliates: Macquarie Investment Management Europe Limited, Macquarie Investment Management Austria Kapitalanlage AG, and Macquarie Investment Management Global Limited (together, the "Affiliated Sub-Advisors"). The Manager may also permit these Affiliated Sub-Advisors to execute Series security trades on behalf of the Manager and exercise investment discretion for securities in certain markets where the Manager believes it will be beneficial to utilize an Affiliated Sub-Advisor's specialized market knowledge.

The Manager may adjust the average weighted maturity of the securities in its portfolio based on its interest rate outlook. If it believes that interest rates are likely to fall, it may attempt to buy securities with longer maturities. By contrast, if it believes interest rates are likely to rise, it may attempt to buy securities with shorter maturities or sell securities with longer maturities.

To a lesser extent, the Series also invests in high yield, below investment grade corporate bonds (commonly known as “high yield” or “junk bonds”). High yield bonds include both bonds that are rated below Baa3 by Moody’s or below BBB- by S&P as well as unrated bonds that are determined by the Manager to be of equivalent quality. The Series may also be exposed to high yield securities through the Manager’s investments in exchange traded funds (ETFs). Additionally, from time to time, in pursuing its investment strategies, the Series may hold significant investments (25% or more of its assets) in a specific market sector, including the financials sector.

High yield bonds generally provide higher income than investment grade bonds to compensate investors for their higher risk of default (i.e., failure to make required interest or principal payments). High yield securities may be backed by receivables or other assets. The Manager attempts to invest in bonds that have stable to improving credit quality and potential for capital appreciation because of a credit rating upgrade or an improvement in the outlook for a particular company, industry or the economy as a whole.

Although the Manager will consider ratings assigned by ratings agencies in selecting high yield bonds, it relies principally on its own research and investment analysis. The Manager may sell a bond when it shows deteriorating fundamentals or it falls short of the Manager’s expectations. It may also decide to continue to hold a bond (or related securities, such as stocks or warrants) after its issuer defaults or is subject to a bankruptcy.

The Series may invest in securities of any maturity or duration, but may adjust its average portfolio weighted duration or maturity in anticipation of interest rate changes. For example, if the Series expects interest rates to increase, it may seek to reduce its average portfolio weighted duration and maturity. The Series may also invest in US Treasury futures and options on US Treasury futures to hedge against changes in interest rates.

The Series reserves the right to take temporary defensive positions that are inconsistent with the Series’ principal investment strategies in attempting to respond to adverse market, economic, political or other conditions. If it does so, it may not achieve its investment objective. The Series may also choose not to take defensive positions.

While the Series may use derivatives for defensive purposes, such as to protect gains or hedge against potential losses in the portfolio without actually selling a security, to neutralize the impact of interest rate changes, or to effect diversification, the Series will use derivatives to manage duration, to earn additional income, or to gain exposure to a market (or segment of a market). It will not use derivatives for reasons inconsistent with its investment objective. The Manager also researches and continually monitors the creditworthiness of current or potential counterparties to its derivatives transactions.

The Statement of Additional Information also describes non-principal investment strategies that the Series may use, including investing in other types of investments that are not described in this prospectus.

How we manage the Series

The risks of investing in the Series

Investing in any mutual fund involves risk, including the risk that you may receive little or no return on your investment, and the risk that you may lose part or all of the money you invest. Before you invest in the Series, you should carefully evaluate the risks. Because of the nature of the Series, you should consider your investment to be a long-term investment that typically provides the best results when held for a number of years. The information below describes the principal risks you assume when investing in the Series. Please see the SAI for a further discussion of these risks and other risks not discussed here.

Delaware VIP Covered Call Strategy Series

American depositary receipts risk

ADRs may involve many of the same risks as direct investments in foreign securities, including currency exchange fluctuations, less liquidity and more volatility, differences in accounting, auditing and financial reporting standards and governmental regulations, and the potential for political and economic instability. ADRs are depositary receipts for foreign securities denominated in US dollars and traded on US securities markets. These securities may not necessarily be denominated in the same currency as the securities for which they may be exchanged. Designed for use in US securities markets, ADRs are alternatives to the purchase of the underlying securities in their national markets and currencies. The securities underlying depositary receipts may trade on foreign exchanges at times when US markets are not open for trading and the value of depositary receipts may not track the price of the underlying securities.

Call options risk

Writing call options to generate income involves risks, such as potential losses if equity markets or an individual equity security do not move as expected and the potential for greater losses than if these techniques had not been used. By writing covered call options, the Series will give up the opportunity to benefit from potential increases in the value of a Series asset above the exercise price, but will bear the risk of declines in the value of the asset. The income received from writing call options may not be sufficient to offset a decline in the value of a Series asset. In addition, the Series' ability to sell its equity securities typically will be limited during the term of an option, unless the Series unwinds or offsets the option, which may be difficult to do. The prices of options can be highly volatile and exchanges may suspend options trading, during which time the Series may be unable to write options. The Series' ability to write covered call options will be limited by the number of shares of equity securities it holds.

Dividend risk

At times, the Series may not be able to identify dividend-paying stocks that are attractive investments. The income received by the Series will also fluctuate due to the amount of dividends that companies elect to pay, which could adversely affect the Series' ability to pay dividends and the value of its shares. Depending upon market conditions, the Series may not have sufficient income to pay its shareholders regular dividends.

Exchange-traded funds risk

The risks of investing in securities of an ETF typically reflect the risks of the types of instruments in which the underlying ETF invests. Because ETFs are listed on an exchange, ETFs may be subject to trading halts and may trade at a discount or premium to their NAV. In addition, ETFs are investment companies, and the Series will bear its proportionate share of the fees and expenses of an investment in an ETF. As a result, the Series' expenses may be higher and performance may be lower.

High portfolio turnover and frequent trading risk

Portfolio turnover is a measure of the Series' trading activity over a one-year period. High portfolio turnover could increase the Series' transaction costs and have a negative impact on performance.

Market risk

Stock prices may decline over short or even extended periods due to general economic and market conditions, adverse political or regulatory developments, a change in interest rates or a change in investor sentiment. Stock markets tend to run in cycles with periods when prices generally go up, known as "bull" markets, and periods when stock prices generally go down, referred to as "bear" markets. In addition, adverse market events may lead to increased redemptions, which could cause the Series to experience a loss or difficulty in selling securities to meet redemption requests by shareholders. The risk of loss increases if the redemption requests are unusually large or frequent. The Series' covered call strategy may be expected to underperform the equity markets during times of rapidly rising equity security prices.

How we manage the Series

Mid-size and small-size company risk

The market risk associated with stocks of mid- and small-size companies is generally greater than that associated with stocks of larger, more established companies because stocks of mid- and small-size companies tend to experience sharper price fluctuations. Mid- and small-size companies may have limited product lines, markets or financial resources, may lack the competitive strength of larger issuers, may depend on a few key employees and may have less predictable earnings. Stocks of mid- to small-size companies are not as broadly traded as stocks of larger issuers and less publicly available information may be available about them. At times, it may be difficult for the Series to sell mid- to small-size company stocks at reasonable prices.

Active management and selection risk

Securities selected by the portfolio manager may perform differently than the overall market or may not meet the portfolio manager's expectations, which may be a result of specific factors relating to an issuer's financial condition or operations, changes in the economy, governmental actions or inactions, or changes in investor perceptions regarding the issuer. Declines in certain stocks could detract from the Series' returns even when the broad market is flat or increasing and the Series' call option writing strategy may make it difficult for the Series to dispose of underperforming securities.

Delaware VIP Fund for Income Series

Credit risk

This is the risk that an issuer of bonds and other debt securities, including syndicated loans, will be unable or unwilling to pay interest or principal when due. The prices of bonds and other debt securities are affected by the credit quality of the issuer. Changes in the financial condition of an issuer, general economic conditions and specific economic conditions that affect a particular type of issuer can impact the credit quality of an issuer. Such changes may weaken an issuer's ability to make payments of principal or interest or cause an issuer to fail to make timely payments of interest or principal. While credit ratings may be available to assist in evaluating an issuer's credit quality, they may not accurately predict an issuer's ability to make timely payment of principal and interest.

Floating rate loan risk

The value of any collateral securing a floating rate loan may decline, be insufficient to meet the obligations of the borrower, or be difficult or costly to liquidate. In the event of a default, it may be difficult to collect on any collateral, it would not be possible to collect on any collateral for an uncollateralized loan, and the value of a floating rate loan can decline significantly. Access to collateral may also be limited by bankruptcy or other insolvency laws. If a floating rate loan is acquired through an assignment, the acquirer may not be able to unilaterally enforce all rights and remedies under the loan and with regard to the associated collateral.

Although senior loans may be senior to equity and debt securities in the borrower's capital structure, the loans may be subordinated to other obligations of the borrower or its subsidiaries. Difficulty in selling a floating rate loan can result in a loss. Loans trade in an over-the-counter market, and confirmation and settlement may take significantly longer than 7 days to complete. Extended trade settlement periods may present a risk regarding the Series' ability to timely honor redemptions. Due to the lack of a regular trading market for loans, loans are subject to irregular trading activity and wide bid/ask spreads and may be difficult to value.

High yield floating rate loans, like high-yield debt securities, or junk bonds, usually are more credit sensitive although the value of these instruments may be affected by interest rate swings in the overall fixed income market. Generally, there is less readily available, reliable public information about the loans. Therefore, the Series may be required to rely on its own evaluation and judgment of a borrower's credit quality in addition to any available independent sources to value loans. Floating rate loans may not be considered "securities" for certain purposes of the federal securities laws and purchasers therefore may not be entitled to rely on the anti-fraud protections of the federal securities laws.

High yield (junk bond) risk

The risk that high yield securities, commonly known as "junk bonds," are subject to reduced creditworthiness of issuers, increased risk of default, and a more limited and less liquid secondary market. High yield securities may also be subject to greater price volatility and risk of loss of income and principal than are higher-rated securities. High yield bonds are sometimes issued by municipalities that have less financial strength and therefore have less ability to make projected debt payments on the bonds.

How we manage the Series

Interest rate risk

The market values of high yield bonds and other debt securities are affected by changes in interest rates. In general, when interest rates rise, the market value of a debt security declines, and when interest rates decline, the market value of a debt security increases. Generally, the longer the maturity and duration of a debt security, the greater its sensitivity to interest rates. Duration is a measure of a debt security's sensitivity to changes in interest rates. For every 1% change in interest rates, a debt security's price generally changes approximately 1% in the opposite direction for every year of duration. For example, if a portfolio of debt securities has an average weighted duration of three years, its value can be expected to fall about 3% if interest rates rise by 1%. Conversely, the portfolio's value can be expected to rise approximately 3% if interest rates fall by 1%.

Floating rate securities generally are less sensitive to short-term interest rate changes than fixed-rate instruments, but they could remain sensitive over the short-term to interest rate changes. The interest rates on floating rate securities adjust periodically and may not correlate to prevailing interest rates during the periods between rate adjustments. Floating rate securities with longer interest rate reset periods generally will experience greater fluctuations in value as a result of changes in market interest rates. The impact of interest rate changes on the Series' yield will also be affected by whether, and the extent to which, the floating rate loans in the Series' portfolio are subject to floors on the LIBOR base rate on which interest is calculated for such loans (a "LIBOR floor"). So long as the base rate for a loan remains under the LIBOR floor, changes in short-term interest rates generally will not affect the yield on such loans. The yields received by the Series on its investments will generally decline as interest rates decline.

Liquidity risk

The Series is susceptible to the risk that certain investments may be difficult or impossible to sell at a time or price most favorable to the Series, which could decrease the overall level of the Series' liquidity and its ability to sell securities to meet redemptions. As a result, the Series may have to lower the price on certain investments that it is trying to sell, sell the investments at a loss, sell other investments instead or forego an investment opportunity, any of which could adversely affect the Series. The Series could lose money or face difficulty in meeting shareholder redemptions if it cannot sell an investment at the time and price that would be beneficial to the Series. Less liquid securities typically are harder to value. Market developments may cause the Series' investments to become less liquid and subject to erratic price movements, which may have an adverse effect on the Series.

Floating rate loans generally are subject to legal or contractual restrictions on resale, may trade infrequently and their value may be impaired when the Series needs to liquidate these loans. High yield securities tend to be less liquid than higher quality securities, particularly if there is a deterioration in the economy or in the financial prospects of their issuers. Assignments of bank loans and bonds also may be less liquid at times, because of potential delays in the settlement process or restrictions on resale.

Market risk

The entire high yield bond market can experience sharp price swings due to a variety of factors, including changes in economic forecasts, stock market volatility, large sustained sales of high yield bonds by major investors, high-profile defaults or the market's psychology. This degree of volatility in the high yield market is usually associated more with stocks than bonds. The prices of high yield bonds and other high yield debt securities held by the Series could decline not only due to a deterioration in the financial condition of the issuers of such bonds, but also due to overall movements in the high yield market. Markets tend to run in cycles with periods when prices generally go up, known as "bull" markets, and periods when prices generally go down, referred to as "bear" markets. The ability of broker-dealers to make a market in debt securities has decreased in recent years, in part as a result of structural changes, including fewer proprietary trading desks at broker-dealers and increased regulatory capital requirements. Further, many broker-dealers have reduced their inventory of certain debt securities. This could negatively affect the Series' ability to buy or sell debt securities, and increase their volatility and trading costs. Adverse market events may lead to increased redemptions, which could cause the Series to experience a loss or experience difficulty in selling securities to meet redemption requests by shareholders. The risk of loss increases if the redemption requests are unusually large or frequent.

Active management and selection risk

Securities selected by the portfolio manager may perform differently than the overall market or may not meet the portfolio manager's expectations. This may be a result of specific factors relating to an issuer's financial condition or operations, changes in the economy, governmental actions or inactions, or changes in investor perceptions regarding the issuer. Declines in certain stocks could detract from the Series' returns even when the broad market is flat or increasing and the Series' call option writing strategy may make it difficult for the Series to dispose of underperforming securities.

How we manage the Series'

Delaware VIP Growth Equity Series

Focused portfolio risk

Because the Series generally invests in a limited portfolio of only 40 to 45 stocks, it may be more volatile and substantially impacted by the change in value of a single holding than other funds whose portfolios may contain a larger number of securities. The performance of any one of the Series' stocks could significantly impact the Series' performance.

Growth stock risk

The Series' focus on growth stocks increases the potential volatility of its share price. Growth stocks are stocks of companies which are expected to increase their revenues or earnings at above average rates. If expectations are not met, the prices of these stocks may decline significantly.

Market risk

Stock prices may decline over short or even extended periods due to general economic and market conditions, adverse political or regulatory developments, a change in interest rates or a change in investor sentiment. Stock markets tend to run in cycles, with periods when prices generally go up, known as "bull" markets, and periods when stock prices generally go down, referred to as "bear" markets. In addition, adverse market events may lead to increased redemptions, which could cause the Series to experience a loss or difficulty in selling securities to meet redemption requests by shareholders. The risk of loss increases if the redemption requests are unusually large or frequent.

Mid-size and small-size company risk

The market risk associated with stocks of mid- and small-size companies is generally greater than that associated with stocks of larger, more established companies because stocks of mid- and small-size companies tend to experience sharper price fluctuations. Mid- and small-size companies may have limited product lines, markets or financial resources, may lack the competitive strength of larger issuers, may depend on a few key employees and may have less predictable earnings. Stocks of mid- to small-size companies are not as broadly traded as stocks of larger issuers and less publicly available information may be available about them. At times, it may be difficult for the Series to sell mid- to small-size company stocks at reasonable prices.

Sector risk

Issuers that are engaged in similar businesses may be similarly affected by particular economic or market events, which may, in certain circumstances, cause the value of the securities of issuers in a particular sector market to decline. To the extent the Series has substantial holdings within a particular sector, the risks associated with that sector increase. To the extent the Series invests significantly in the information technology sector, the value of the Series' shares may be particularly vulnerable to factors affecting that sector, intense competition, both domestically and internationally, which may have an adverse effect on their profit margins. Like other technology companies, information technology companies may have limited product lines, markets, financial resources or personnel. The products of information technology companies may face obsolescence due to rapid technological developments, frequent new product introduction, unpredictable changes in growth rates and competition for the services of qualified personnel. Companies in the information technology sector are heavily dependent on patent and intellectual property rights. The loss or impairment of these rights may adversely affect the profitability of these companies.

Active management and selection risk

Securities selected by the portfolio manager may perform differently than the overall market or may not meet the portfolio manager's expectations. This may be a result of specific factors relating to an issuer's financial condition or operations, changes in the economy, governmental actions or inactions, or changes in investor perceptions regarding the issuer. Declines in certain stocks could detract from the Series' returns even when the broad market is flat or increasing and the Series' call option writing strategy may make it difficult for the Series to dispose of underperforming securities.

Delaware VIP Equity Income Series

Market risk

Stock prices may decline over short or even extended periods due to general economic and market conditions, adverse political or regulatory developments, a change in interest rates or a change in investor sentiment. Stock markets tend to run in cycles with periods when prices generally go up, known as "bull" markets, and periods when stock prices generally go down, referred to as "bear" markets.

While dividend-paying stocks are generally considered less volatile than other stocks, there can be no guarantee that the Series' overall portfolio will be less volatile than the general stock market. Depending upon market conditions, the income from dividend-paying stocks and other investments may not be sufficient to provide a cushion against general market downturns.

How we manage the Series

In addition, adverse market events may lead to increased redemptions, which could cause the Series to experience a loss or difficulty in selling securities to meet redemption requests by shareholders. The risk of loss increases if the redemption requests are unusually large or frequent.

Active management and selection risk

Securities selected by the portfolio manager may perform differently than the overall market or may not meet the portfolio manager's expectations. This may be a result of specific factors relating to an issuer's financial condition or operations, changes in the economy, governmental actions or inactions, or changes in investor perceptions regarding the issuer. Declines in certain stocks could detract from the Series' returns even when the broad market is flat or increasing and the Series' call option writing strategy may make it difficult for the Series to dispose of underperforming securities.

Undervalued securities risk

The Series seeks to invest in securities that are undervalued and that will rise in value due to anticipated events or changes in investor perceptions. If these events do not occur, are delayed or investor perceptions about the securities do not improve, the market price of these securities may not rise as expected or may fall. Moreover, value securities may fall out of favor with investors and decline in price as a class.

Delaware VIP Government Cash Management Series

Credit risk

This is the risk that an issuer of a security will be unable or unwilling to pay interest or principal when due. The value of a security will decline if there is a default by or a deterioration in the credit quality of the issuer or a provider of a credit enhancement or demand feature. This could cause the Series' NAV to decline below \$1.00 per share.

Credit risk also applies to securities issued or guaranteed by the US Government and by US Government-sponsored enterprises that are not backed by the full faith and credit of the US Government. The securities issued by US Government-sponsored enterprises are supported only by the credit of the issuing agency, instrumentality or corporation. For example, securities issued by the Federal National Mortgage Association (Fannie Mae) and the Federal Home Loan Mortgage Corporation (Freddie Mac) are not backed by the full faith and credit of the US Government. A security backed by the US Government or the full faith and credit of the United States is guaranteed only as to the timely payment of interest and principal when held to maturity. The market prices for such securities are not guaranteed and will fluctuate.

Although the US Treasury has supported Fannie Mae and Freddie Mac in the past, there is no guarantee it would do so again. Congress may alter the activities or operations of Fannie Mae and Freddie Mac, which could negatively impact the credit risk associated with Fannie Mae and Freddie Mac securities.

Interest rate risk

The Series' NAV could decline below \$1.00 per share because of a change in interest rates. Like the values of other debt instruments, the market values of US Government securities are affected by changes in interest rates. When interest rates rise, the market values of US Government securities generally decline; and when interest rates decline, the market values of US Government securities generally increase. The price volatility of US government securities also depends on their maturities and durations. Generally, the longer the maturity and duration of a US Government security, the greater its sensitivity to interest rates. Duration is a measure of a debt security's sensitivity to changes in interest rates. For every 1% change in interest rates, a debt security's price generally changes approximately 1% in the opposite direction for every year of duration. For example, if a portfolio of debt securities has an average weighted duration of three years, its value can be expected to fall about 3% if interest rates rise by 1%. Conversely, the portfolio's value can be expected to rise approximately 3% if interest rates fall by 1%.

Liquidity risk

The Series is susceptible to the risk that certain investments may be difficult or impossible to sell at a time or price most favorable to the Series, which could decrease the overall level of the Series' liquidity and its ability to sell securities to meet redemptions. As a result, the Series may have to lower the price on certain investments that it is trying to sell, sell the investments at a loss, sell other investments instead or forego an investment opportunity, any of which could adversely affect the Series. The Series could lose money or face difficulty in meeting shareholder redemptions if it cannot sell an investment at the time and price that would be beneficial to the Series. Market developments may cause the Series' investments to become less liquid and subject to erratic price movements, which may have an adverse effect on the Series' ability to maintain a \$1.00 share price.

How we manage the Series

Market risk

The prices of securities held by the Series may decline in response to certain events, such as general economic and market conditions, adverse political regulatory developments, changes in investor sentiment, economic instability and interest rate fluctuations. These events may lead to periods of volatility, which may be exacerbated by changes in debt market size and structure. In addition, adverse market events may lead to increased redemptions, which could cause the Series to experience a loss or difficulty in selling securities to meet redemption requests by shareholders or cause the Series' NAV to decline below \$1.00 per share. The risk of loss increases if the redemption requests are unusually large or frequent.

Supply issues within the US Treasury securities market could arise as demand increases for US Government securities.

Repurchase agreement risk

A repurchase agreement is a transaction in which the Series purchases securities or other obligations from a bank or securities dealer (or its affiliate) and simultaneously commits to resell them to a counterparty at an agreed-upon date or upon demand and at a price reflecting a market rate of interest unrelated to the coupon rate or maturity of the purchased obligations. The difference between the original purchase price and the repurchase price is normally based on prevailing short-term interest rates. The use of repurchase agreements involves credit risk and counterparty risk. If the seller in a repurchase agreement transaction defaults on its obligation to repurchase a security at a mutually agreed-upon time and price under the agreement, the Series may suffer delays, incur costs and lose money in exercising its rights under the agreement.

In the event of default by a seller under a repurchase agreement collateralized loan, the underlying securities would not be owned by the Series, but would only constitute collateral for the seller's obligation to pay the repurchase price.

Yield risk

The yields received by the Series on its investments will generally decline as interest rates decline. The Manager has voluntarily waived advisory fees and reimbursed expenses to maintain a minimum daily net yield for the Series. The Manager is under no obligation to continue doing so and the Series' yield may fall below zero.

Delaware VIP Growth and Income Series

Dividend risk

At times, the Series may not be able to identify dividend-paying stocks that are attractive investments. The income received by the Series will also fluctuate due to the amount of dividends that companies elect to pay, which could adversely affect the Series' ability to pay dividends and the value of its shares. Depending upon market conditions, the Series may not have sufficient income to pay its shareholders regular dividends. The inability of an issuer to pay dividends may adversely impact the Series' ability to achieve its investment objective.

Market risk

Stock prices may decline over short or even extended periods due to general economic and market conditions, adverse political or regulatory developments, a change in interest rates or a change in investor sentiment. Stock markets tend to run in cycles with periods when prices generally go up, known as "bull" markets, and periods when stock prices generally go down, referred to as "bear" markets. In addition, adverse market events may lead to increased redemptions, which could cause the Series to experience a loss or difficulty in selling securities to meet redemption requests by shareholders. The risk of loss increases if the redemption requests are unusually large or frequent.

While dividend-paying stocks are generally considered less volatile than other stocks, there can be no guarantee that investments therein will be less volatile than the general stock market. Depending upon market conditions, the income from dividend-paying stocks and other investments may not be sufficient to provide a cushion against general market downturns. The Series' investments in potential growth opportunities may increase the potential volatility of its share price.

Mid-size and small-size company risk

The market risk associated with stocks of mid- and small-size companies is generally greater than that associated with stocks of larger, more established companies because stocks of mid- and small-size companies tend to experience sharper price fluctuations. Mid- and small-size companies may have limited product lines, markets or financial resources, may lack the competitive strength of larger issuers, may depend on a few key employees and may have less predictable earnings. Stocks of mid- to small-size companies are not as broadly traded as stocks of larger issuers and less publicly available information may be available about them. At times, it may be difficult for the Series to sell mid- to small-size company stocks at reasonable prices.

How we manage the Series

Active management and selection risk

Securities selected by the portfolio manager may perform differently than the overall market or may not meet the portfolio manager's expectations. This may be a result of specific factors relating to an issuer's financial condition or operations, changes in the economy, governmental actions or inactions, or changes in investor perceptions regarding the issuer. Declines in certain stocks could detract from the Series' returns even when the broad market is flat or increasing and the Series' call option writing strategy may make it difficult for the Series to dispose of underperforming securities.

Undervalued securities risk

The Series seeks to invest in securities that are undervalued and that will rise in value due to anticipated events or changes in investor perceptions. If these events do not occur, are delayed or investor perceptions about the securities do not improve, the market price of these securities may not rise as expected or may fall. Moreover, value securities may fall out of favor with investors and decline in price as a class.

REIT risk

In addition to the risks associated with the real estate industry, which include declines in the real estate market, decreases in property revenues, increases in interest rates, increases in property taxes and operating expenses, legal and regulatory changes, a lack of credit or capital, defaults by borrowers or tenants, environmental problems and natural disasters, REITs are subject to additional risks, including those related to adverse governmental actions, declines in property value, and the potential failure to qualify for federal tax-free pass through of net income and gains and exemption from registration as an investment company. The failure of a company in which the Series invests to qualify for treatment as a REIT under federal tax law may have an adverse impact on the Series. REITs also are subject to heavy cash flow dependency, defaults by borrowers and self-liquidation. In the event of a default by a borrower or lessee, a REIT may experience delays in enforcing its rights as a mortgagee or lessor and may incur substantial costs to protect its investments. REITs are dependent upon specialized management skills and may invest in relatively few properties, a small geographic area or a small number of property types. Investments in REITs may be volatile. REITs are pooled investment vehicles with their own fees and expenses, and the Series will indirectly bear a proportionate share of those fees and expenses.

Delaware VIP Opportunity Series

Exchange-traded funds risk

The risks of investing in securities of an ETF typically reflect the risks of the types of instruments in which the underlying ETF invests. Because ETFs are listed on an exchange, ETFs may be subject to trading halts and may trade at a discount or premium to their NAV. In addition, ETFs are investment companies, and the Series will bear its proportionate share of the fees and expenses of an investment in an ETF. As a result, the Series' expenses may be higher and performance may be lower.

Market risk

Stock prices may decline over short or even extended periods due to general economic and market conditions, adverse political or regulatory developments, a change in interest rates or a change in investor sentiment. Stock markets tend to run in cycles with periods when prices generally go up, known as “bull” markets, and periods when stock prices generally go down, referred to as “bear” markets. In addition, adverse market events may lead to increased redemptions, which could cause the Series to experience a loss or difficulty in selling securities to meet redemption requests by shareholders. The risk of loss increases if the redemption requests are unusually large or frequent.

REIT risk

In addition to the risks associated with the real estate industry, which include declines in the real estate market, decreases in property revenues, increases in interest rates, increases in property taxes and operating expenses, legal and regulatory changes, a lack of credit or capital, defaults by borrowers or tenants, environmental problems and natural disasters, REITs are subject to additional risks, including those related to adverse governmental actions, declines in property value, and the potential failure to qualify for federal tax-free pass through of net income and gains and exemption from registration as an investment company. The failure of a company in which the Series invests to qualify for treatment as a REIT under federal tax law may have an adverse impact on the

Series. REITs also are subject to heavy cash flow dependency, defaults by borrowers and self-liquidation. In the event of a default by a borrower or lessee, a REIT may experience delays in enforcing its rights as a mortgagee or lessor and may incur substantial costs to protect its investments. REITs are dependent upon specialized management skills and may invest in relatively few properties, a small geographic area or a small number of property types. Investments in REITs may be volatile. REITs are pooled investment vehicles with their own fees and expenses, and the Series will indirectly bear a proportionate share of those fees and expenses.

How we manage the Series

Mid-size and small-size company risk

The market risk associated with stocks of mid- and small-size companies is generally greater than that associated with stocks of larger, more established companies because stocks of mid- and small-size companies tend to experience sharper price fluctuations. Mid- and small-size companies may have limited product lines, markets or financial resources, may lack the competitive strength of larger issuers, may depend on a few key employees and may have less predictable earnings. Stocks of mid- to small-size companies are not as broadly traded as stocks of larger issuers and less publicly available information may be available about them. At times, it may be difficult for the Series to sell mid- to small-size company stocks at reasonable prices.

Active management and selection risk

Securities selected by the portfolio manager may perform differently than the overall market or may not meet the portfolio manager's expectations. This may be a result of specific factors relating to an issuer's financial condition or operations, changes in the economy, governmental actions or inactions, or changes in investor perceptions regarding the issuer. Declines in certain stocks could detract from the Series' returns even when the broad market is flat or increasing and the Series' call option writing strategy may make it difficult for the Series to dispose of underperforming securities.

Delaware VIP Limited Duration Bond Series

Call risk

During periods of falling interest rates, an issuer of a callable bond held by the Series may "call" or repay the security before its stated maturity. The Series would then lose any price appreciation above the bond's call price and the Series may have to reinvest the proceeds at lower interest rates, resulting in a decline in the Series' income.

Credit risk

This is the risk that an issuer of bonds and other debt securities will be unable or unwilling to pay interest or principal when due. The prices of bonds and other debt securities are affected by the credit quality of the issuer and in the case of mortgage-backed and asset-backed securities, the credit quality of the underlying loans. Changes in the financial condition of an issuer, general economic conditions and specific economic conditions that affect a particular type of issuer can impact the credit quality of an issuer. Such changes may weaken an issuer's ability to make payments of principal or interest, or cause an issuer to fail to make timely payments of interest or principal. Lower quality debt securities generally tend to be

more sensitive to these changes than higher quality debt securities, but the lowest rated category of investment grade securities may have speculative characteristics as well. While credit ratings may be available to assist in evaluating an issuer's credit quality, they may not accurately predict an issuer's ability to make timely payment of principal and interest. During times of economic downturn, issuers of high yield debt securities may not have the ability to access the credit markets to refinance their bonds or meet other credit obligations.

Credit risk also applies to securities issued or guaranteed by the US Government and by US Government-sponsored enterprises that are not backed by the full faith and credit of the US Government. The securities issued by US Government-sponsored enterprises are supported only by the credit of the issuing agency, instrumentality or corporation. For example, securities issued by the Federal National Mortgage Association (Fannie Mae) and the Federal Home Loan Mortgage Corporation (Freddie Mac) are not backed by the full faith and credit of the US Government. A security backed by the US Government or the full faith and credit of the United States is guaranteed only as to the timely payment of interest and principal when held to maturity. The market prices for such securities are not guaranteed and will fluctuate.

Although the US Treasury has supported Fannie Mae and Freddie Mac in the past, there is no guarantee it would do so again. Congress may alter the activities or operations of Fannie Mae and Freddie Mac, which could negatively impact the credit risk associated with Fannie Mae and Freddie Mac securities.

Derivatives Risk

Investments in US Treasury futures and options on US Treasury futures to hedge against changes in interest rates involve risks, such as potential losses if interest rates do not move as expected and the potential for greater losses than if these techniques had not been used. There may be an imperfect correlation between the price of a derivative and the market value of the price of the assets hedged. The use of derivatives for hedging purposes may limit any potential gain that might result from an increase in the value of the hedged position. These investments can increase the Series' share price, magnify potential losses and expose the Series to significant additional costs. In connection with certain transactions that may give rise to future payment obligations, including investments in derivatives, the Series may be required to maintain a segregated amount of, or otherwise earmark, cash or liquid securities to cover the position or transaction, which cannot be sold while the position they are covering is outstanding, unless they are replaced with other assets of equal value. Moreover, derivatives may be difficult or impossible to sell, unwind, or value in the absence of a secondary trading market.

How we manage the Series

Exchange-traded funds risk

The risks of investing in securities of an ETF typically reflect the risks of the types of instruments in which the underlying ETF invests. Because ETFs are listed on an exchange, ETFs may be subject to trading halts and may trade at a discount or premium to their NAV. In addition, ETFs are investment companies, and the Series will bear its proportionate share of the fees and expenses of an investment in an ETF. As a result, the Series' expenses may be higher and performance may be lower.

Foreign securities risk

There are special risk factors associated with investing in foreign securities, including the risks of fluctuations in exchange rates, potential political and economic instability, differing accounting and financial reporting standards or inability to obtain reliable financial information regarding an issuer's financial condition, less stringent regulation and supervision of foreign securities markets, custodians and securities depositories, and potential capital restrictions. Some securities issued by foreign governments or their subdivisions, agencies and instrumentalities may not be backed by the full faith and credit of the foreign government and some foreign governments may default on principal and interest payments. To the extent the Series significantly invests in securities of a single country or region, it is more likely to be affected by events or conditions of that area. As a result, it may be more volatile than a more geographically diversified fund.

High yield (junk bond) risk

The risk that high yield securities, commonly known as "junk bonds," are subject to reduced creditworthiness of issuers, increased risk of default, and a more limited and less liquid secondary market. High yield securities may also be subject to greater price volatility and risk of loss of income and principal than are higher-rated securities. High yield bonds are sometimes issued by municipalities that have less financial strength and therefore have less ability to make projected debt payments on the bonds.

Interest rate risk

The market values of bonds and other debt securities are affected by changes in interest rates. In general, when interest rates rise, the market value of a debt security declines, and when interest rates decline, the market value of a debt security increases. Generally, the longer the maturity and duration of a debt security, the greater its sensitivity to interest rates. The yields received by the Series on its investments will generally decline as interest rates decline.

Liquidity risk

The Series is susceptible to the risk that certain investments may be difficult or impossible to sell at a time or price most favorable to the Series, which could decrease the overall level of the Series' liquidity and its ability to sell securities to meet redemptions. As a result, the Series may have to lower the price on certain investments that it is trying to sell, sell the investments at a loss, sell other investments instead or forego an investment opportunity, any of which could adversely affect the Series. The Series could lose money or face difficulty in meeting shareholder redemptions if it cannot sell an investment at the time and price that would be beneficial to the Series. Less liquid securities typically are harder to value. Market developments may cause the Series' investments to become less liquid and subject to erratic price movements, which may have an adverse effect on the Series.

High yield securities tend to be less liquid than higher quality securities, particularly if there is a deterioration in the economy or in the financial prospects of their issuers.

Market risk

The prices of the securities held by the Series may decline in response to certain events, such as general economic and market conditions, adverse political or regulatory developments and interest rate fluctuations. These events may lead to periods of volatility, which may be exacerbated by changes in bond market size and structure. The ability of broker-dealers to make a market in debt securities has decreased in recent years, in part as a result of structural changes, including fewer proprietary trading desks at broker-dealers and increased regulatory capital requirements. Further, many broker-dealers have reduced their inventory of certain debt securities. This could negatively affect the Series' ability to buy or sell debt securities, and increase their volatility and trading costs.

There is also the possibility that the value of the Series' investments in high yield securities will decline due to drops in the overall high yield bond market. Changes in the economic climate, investor perceptions and stock market volatility can cause the prices of the Series' fixed-income and high yield investments to decline regardless of the conditions of the issuers held by the Series.

Adverse market events may lead to increased redemptions, which could cause the Series to experience a loss or difficulty in selling securities to meet redemption requests by shareholders. The risk of loss increases if the redemption requests are unusually large or frequent. The Series is susceptible to the risk that certain investments may be difficult or impossible to sell at a time or price most favorable to the Series, which could decrease the overall level of the Series' liquidity and its ability to sell securities to meet redemptions. Market developments may cause the Series' investments to become less liquid and subject to erratic price movements.

How we manage the Series

Prepayment and extension risk

The Series is subject to prepayment and extension risk since it invests in mortgage-backed and other asset-backed securities. When interest rates decline, borrowers tend to refinance their loans and the loans that back these securities suffer a higher rate of prepayment. This could cause a decrease in the Series' income and share price. Extension risk is the flip side of prepayment risk. When interest rates rise, borrowers tend to repay their loans less quickly, which generally will increase the Series' sensitivity to interest rates and its potential for price declines. The impact of prepayments and extensions on the price of mortgage-backed or other asset-backed securities may be difficult to predict and may increase their price volatility.

Sector risk

Issuers that are engaged in similar businesses may be similarly affected by particular economic or market events, which may, in certain circumstances, cause the value of the securities of issuers in a particular sector market to decline. To the extent the Series has substantial holdings within a particular sector, the risks associated with that sector increase. To the extent the Series invests significantly in the financials sector, the value of the Series' shares may be particularly vulnerable to factors affecting that sector, such as the availability and cost of capital funds, changes in interest rates, the rate of corporate and consumer debt defaults, credit ratings and quality, market liquidity, extensive government regulation and price competition. The impact of more stringent capital requirements and recent or future regulation of any individual financial company, or of the financials sector as a whole, cannot be predicted. In recent years, cyber attacks and technology malfunctions and failures have become increasingly frequent in this sector and have caused significant losses to companies in this sector, which may negatively impact the Series.

Active management and selection risk

Securities selected by the portfolio manager may perform differently than the overall market or may not meet the portfolio manager's expectations. This may be a result of specific factors relating to an issuer's financial condition or operations, changes in the economy, governmental actions or inactions, or changes in investor perceptions regarding the issuer. Declines in certain stocks could detract from the Series' returns even when the broad market is flat or increasing and the Series' call option writing strategy may make it difficult for the Series to dispose of underperforming securities.

Delaware VIP Special Situations Series

Exchange-traded funds risk

The risks of investing in securities of an ETF typically reflect the risks of the types of instruments in which the underlying ETF invests. Because ETFs are listed on an exchange, ETFs may be subject to trading halts and may trade at a discount or premium to their NAV. In addition, ETFs are investment companies, and the Series will bear its proportionate share of the fees and expenses of an investment in an ETF. As a result, the Series' expenses may be higher and performance may be lower.

Market risk

Stock prices may decline over short or even extended periods due to general economic and market conditions, adverse political or regulatory developments, a change in interest rates or a change in investor sentiment. Stock markets tend to run in cycles with periods when prices generally go up, known as “bull” markets, and periods when stock prices generally go down, referred to as “bear” markets. In addition, adverse market events may lead to increased redemptions, which could cause the Series to experience a loss or difficulty in selling securities to meet redemption requests by shareholders. The risk of loss increases if the redemption requests are unusually large or frequent.

REIT risk

In addition to the risks associated with the real estate industry, which include declines in the real estate market, decreases in property revenues, increases in interest rates, increases in property taxes and operating expenses, legal and regulatory changes, a lack of credit or capital, defaults by borrowers or tenants, environmental problems and natural disasters, REITs are subject to additional risks, including those related to adverse governmental actions, declines in property value, and the potential failure to qualify for federal tax-free pass through of net income and gains and exemption from registration as an investment company. The failure of a company in which the Series invests to qualify for treatment as a REIT under federal tax law may have an adverse impact on the Series. REITs also are subject to heavy cash flow dependency, defaults by borrowers and self-liquidation. In the event of a default by a borrower or lessee, a REIT may experience delays in enforcing its rights as a mortgagee or lessor and may incur substantial costs to protect its investments. REITs are dependent upon specialized management skills and may invest in relatively few properties, a small geographic area or a small number of property types. Investments in REITs may be volatile. REITs are pooled investment vehicles with their own fees and expenses, and the Series will indirectly bear a proportionate share of those fees and expenses.

How we manage the Series

Active management and selection risk

Securities selected by the portfolio manager may perform differently than the overall market or may not meet the portfolio manager's expectations. This may be a result of specific factors relating to an issuer's financial condition or operations, changes in the economy, governmental actions or inactions, or changes in investor perceptions regarding the issuer. Declines in certain stocks could detract from the Series' returns even when the broad market is flat or increasing and the Series' call option writing strategy may make it difficult for the Series to dispose of underperforming securities.

Small-size and mid-size company risk

The market risk associated with stocks of small- and mid-size companies is generally greater than that associated with stocks of larger, more established companies because stocks of small- and mid-size companies tend to experience sharper price fluctuations. Mid- and small-size companies may have limited product lines, markets or financial resources, may lack the competitive strength of larger issuers, may depend on a few key employees and may have less predictable earnings. Stocks of mid- to small-size companies are not as broadly traded as stocks of larger issuers and less publicly available information may be available about them. At times, it may be difficult for the Series to sell small-to-mid-size company stocks at reasonable prices.

Undervalued securities risk

The Series seeks to invest in stocks that are undervalued and that will rise in value due to anticipated events or changes in investor perceptions. If these events do not occur, are delayed or investor perceptions about the securities do not improve, the market price of these securities may not rise as expected or may fall. Moreover, value stocks may fall out of favor with investors and decline in price as a class.

Delaware VIP International Series

Emerging markets risk

The risks of investing in foreign securities are heightened when investing in emerging or developing markets. The economies and political environments of emerging or developing countries tend to be more unstable than those of developed countries, resulting in more volatile rates of returns than the developed markets and substantially greater risk to investors. There are also risks of: an emerging country's dependence on revenues from particular commodities or on international aid or development assistance; currency transfer restrictions; a limited number of potential buyers for such securities; and delays and disruptions in securities settlement procedures. In addition, there may be less information available regarding emerging market securities to make investment decisions.

Foreign securities risk

There are special risk factors associated with investing in foreign securities. Some of these factors are also present when investing in the United States but are heightened when investing in non-US markets, especially in smaller, less-developed or emerging markets. For example, fluctuations in the exchange rates between the US dollar and foreign currencies may have a negative impact on investments denominated in foreign currencies by eroding or reversing gains or widening losses from those investments. The risks of investing in foreign securities also include potential political and economic instability, differing accounting and financial reporting standards or inability to obtain reliable financial information regarding a company's balance sheet and operations and less stringent regulation and supervision of foreign securities markets, custodians and securities depositories. Funds that invest in foreign securities are also subject to higher commission rates on portfolio transactions, potentially adverse changes in tax and exchange control laws and/or regulations and potential restrictions on the flow of international capital. Many foreign countries impose withholding taxes on income and realized gains from investments in securities of issuers located in such countries, which the Series may not recover. To the extent the Series invests a significant portion of its assets in securities of a single country or region at any time, it is more likely to be affected by events or conditions of that country or region. As a result, it may be more volatile than a more geographically diversified fund.

Consumer staples sector securities

Consumer staples sector securities include securities issued by companies that are involved in areas such as the production, manufacture, distribution, or sale of, consumer goods and services that have non-cyclical characteristics, such as tobacco, food and beverage, household goods, personal products, and non-discretionary retail.

Industry, sector, and security risks

Industry and sector risk is the risk that the value of securities in a particular industry or sector (such as financial services or manufacturing) will decline because of changing expectations for the performance of that industry or sector.

Security risk is the risk that the value of an individual stock or bond will decline because of changing expectations for the performance of the individual company issuing the stock or bond (due to situations that could range from decreased sales to events such as a pending merger or actual or threatened bankruptcy).

How we manage the Series

Consumer staples sector risk

Consumer staples risk is the risk that companies in the consumer staples sector may be affected by changes in general economic conditions, worldwide economic conditions, political events, world events, government regulation, environmental factors, depletion of resources, consumer confidence, consumer spending, marketing, competition, demographics and consumer preferences, product trends, and production spending.

Companies in the consumer staples sector may also be subject to risks relating to the supply of, demand for, and prices of raw materials. Companies in this sector are also affected by natural and man-made disasters and political, social, or labor unrest that affect production and distribution of consumer staple products.

Liquidity risk

The Series is susceptible to the risk that certain investments may be difficult or impossible to sell at a time or price most favorable to the Series, which could decrease the overall level of the Series' liquidity and its ability to sell securities to meet redemptions. As a result, the Series may have to lower the price on certain investments that it is trying to sell, sell the investments at a loss, sell other investments instead or forego an investment opportunity, any of which could adversely affect the Series. The Series could lose money or face difficulty in meeting shareholder redemptions if it cannot sell an investment at the time and price that would be beneficial to the Series. Market developments may cause the Series' investments to become less liquid and subject to erratic price movements, which may have an adverse effect on the Series.

Liquidity risk is particularly acute in the case of foreign investments that are traded in smaller, less-developed or emerging markets and securities issued by issuers with smaller market capitalizations.

Market risk

Stock prices may decline over short or even extended periods due to general economic and market conditions, adverse political or regulatory developments, a change in interest rates or a change in investor sentiment. Stock markets tend to run in cycles with periods when prices generally go up, known as "bull" markets, and periods when stock prices generally go down, referred to as "bear" markets. In addition, adverse market events may lead to increased redemptions, which could cause the Series to experience a loss or difficulty in selling securities to meet redemption requests by shareholders. The risk of loss increases if the redemption requests are unusually large or frequent.

Nondiversification risk

Nondiversified investment companies have the flexibility to invest as much as 50% of their assets in as few as two issuers, with no single issuer accounting for more than 25% of the series. The remaining 50% of the series must be diversified so that no more than 5% of a series' assets are invested in the securities of a single issuer. Because a nondiversified series may invest its assets in fewer issuers, the value of series shares may increase or decrease more rapidly than if the series were fully diversified.

Sector risk

Companies that are engaged in similar businesses may be similarly affected by particular economic or market events, which may, in certain circumstances, cause the value of the equity and debt securities of companies in a particular sector of the market to decline. To the extent the Series has substantial holdings within a particular sector, the risks associated with that sector increase. To the extent the Series invests significantly in the consumer staples sector, the value of the Series' shares may be particularly vulnerable to factors affecting that sector, such as the regulation of various product components and production methods, litigation, marketing campaigns and changes in the overall economy, consumer spending and consumer demand. Companies in the consumer staples sector may also be adversely affected by changes or trends in commodity prices, which may be influenced by unpredictable factors. These companies may be subject to severe competition, which may have an adverse impact on their profitability.

Active management and selection risk

Securities selected by the portfolio manager may perform differently than the overall market or may not meet the portfolio manager's expectations. This may be a result of specific factors relating to an issuer's financial condition or operations, changes in the economy, governmental actions or inactions, or changes in investor perceptions regarding the issuer. Declines in certain stocks could detract from the Series' returns even when the broad market is flat or increasing and the Series' call option writing strategy may make it difficult for the Series to dispose of underperforming securities.

How we manage the Series

Delaware VIP Total Return Series

Allocation risk

The allocation of the Series' investments may have a significant effect on its performance. The Series may allocate assets to investment classes that underperform other classes. For example, the Series may be overweighted in stocks when the stock market is falling and the bond market is rising.

Credit risk

This is the risk that an issuer of bonds and other debt securities will be unable or unwilling to pay interest or principal when due. The prices of bonds and other debt securities are affected by the credit quality of the issuer and, in the case of mortgage-backed and other asset-backed securities, the credit quality of the underlying loans. Changes in the financial condition of an issuer, general economic conditions and specific economic conditions that affect a particular type of issuer can impact the credit quality of an issuer. Such changes may weaken an issuer's ability to make payments of principal or interest, or cause an issuer to fail to make timely payments of interest or principal. Lower quality debt securities generally tend to be more sensitive to these changes than higher quality debt securities. The lowest rated category of investment grade debt securities may have speculative characteristics. While credit ratings may be available to assist in evaluating an issuer's credit quality, they may not accurately predict an issuer's ability to make timely payments of principal and interest.

Credit risk also applies to securities issued or guaranteed by the US Government and by US Government-sponsored enterprises that are not backed by the full faith and credit of the US Government. The securities issued by US Government-sponsored enterprises are supported only by the credit of the issuing agency, instrumentality or corporation. For example, securities issued by the Federal National Mortgage Association (Fannie Mae) and the Federal Home Loan Mortgage Corporation (Freddie Mac) are not backed by the full faith and credit of the US Government. A security backed by the US Government or the full faith and credit of the United States is guaranteed only as to the timely payment of interest and principal when held to maturity. The market prices for such securities are not guaranteed and will fluctuate.

Although the US Treasury has supported Fannie Mae and Freddie Mac in the past, there is no guarantee it would do so again. Congress may alter the activities or operations of Fannie Mae and Freddie Mac, which could negatively impact the credit risk associated with Fannie Mae and Freddie Mac securities.

Derivatives risk

Investments in US Treasury futures and options on US Treasury futures to hedge against changes in interest rates involve risks, such as potential losses if interest rates do not move as expected and the potential for greater losses than if these techniques had not been used. There may be an imperfect correlation between the price of a derivative and the market value of the assets hedged. The use of derivatives for hedging purposes may limit any potential gain that might result from an increase in the value of the hedged position. These investments can increase the Series' share price, magnify potential losses and expose the Series to significant additional costs. In connection with certain transactions that may give rise to future payment obligations, including investments in derivatives, the Series may be required to maintain a segregated amount of, or otherwise earmark, cash or liquid securities to cover the position or transaction, which cannot be sold while the position they are covering is outstanding, unless they are replaced with other assets of equal value. Moreover, derivatives may be difficult or impossible to sell, unwind, or value in the absence of a secondary trading market.

Exchange-traded funds risk

The risks of investing in securities of an ETF typically reflect the risks of the types of instruments in which the underlying ETF invests. Because ETFs are listed on an exchange, ETFs may be subject to trading halts and may trade at a discount or premium to their NAV. In addition, ETFs are investment companies, and the Series will bear its proportionate share of the fees and expenses of an investment in an ETF. As a result, the Series' expenses may be higher and performance may be lower.

Foreign securities risk

There are special risk factors associated with investing in foreign securities. Some of these factors are also present when investing in the United States but are heightened when investing in non-US markets, especially in smaller, less-developed or emerging markets. For example, fluctuations in the exchange rates between the US dollar and foreign currencies may have a negative impact on investments denominated in foreign currencies by eroding or reversing gains or widening losses from those investments. The risks of investing in foreign securities also include potential political and economic instability, differing accounting and financial reporting standards or inability to obtain reliable financial information regarding a company's balance sheet and operations and less stringent regulation and supervision of foreign securities markets, custodians and securities depositories. Funds that invest in foreign securities are also subject to higher commission rates on portfolio transactions,

How we manage the Series

potentially adverse changes in tax and exchange control laws and/or regulations and potential restrictions on the flow of capital. Many foreign countries impose withholding taxes on income and realized gains from investments in securities of issuers located in such countries, which the Series may not recover. Some securities issued by foreign governments or their subdivisions, agencies and instrumentalities may not be backed by the full faith and credit of the foreign government. Some foreign governments may default on principal and interest payments. Even where a security is backed by the full faith and credit of a foreign government, it may be difficult for the Series to pursue its rights against a foreign government in that country's courts. To the extent the Series invests a significant portion of its assets in securities of a single country or region at any time, it is more likely to be affected by events or conditions of that country or region. As a result, it may be more volatile than a more geographically diversified fund.

High yield (junk bond) risk

The risk that high yield securities, commonly known as “junk bonds,” are subject to reduced creditworthiness of issuers, increased risk of default, and a more limited and less liquid secondary market. High yield securities may also be subject to greater price volatility and risk of loss of income and principal than are higher-rated securities. High yield bonds are sometimes issued by municipalities that have less financial strength and therefore have less ability to make projected debt payments on the bonds.

Interest rate risk

The market values of bonds and other debt securities are affected by changes in interest rates. In general, when interest rates rise, the market value of a debt security declines, and when interest rates decline, the market value of a debt security increases. Generally, the longer the maturity and duration of a debt security, the greater its sensitivity to interest rates. Duration is a measure of a debt security's sensitivity to changes in interest rates. For every 1% change in interest rates, a debt security's price generally changes approximately 1% in the opposite direction for every year of duration. For example, if a portfolio of debt securities has an average weighted duration of three years, its value can be expected to fall about 3% if interest rates rise by 1%. Conversely, the portfolio's value can be expected to rise approximately 3% if interest rates fall by 1%. The yields received by the Series on its investments will generally decline as interest rates decline.

Liquidity risk

The Series is susceptible to the risk that certain securities may be difficult or impossible to sell at a time or price most favorable to the Series, which could decrease the overall level of the Series' liquidity and its ability to sell securities to meet redemptions. As a result, the Series may have to lower the price on certain securities that it is trying to sell, sell the securities at a loss, sell other securities instead or forego an investment opportunity, any of which could have a negative effect on Series management or performance. The Series could lose money or face difficulty in meeting shareholder redemptions if it cannot sell an investment at the time and price that would be beneficial to the Series. Market developments may cause the Series' investments to become less liquid and subject to erratic price movements, which may have an adverse effect on the Series. This risk is particularly acute in the case of foreign securities that are traded in smaller, less-developed or emerging markets. High yield debt securities also tend to be less liquid than higher quality debt securities, meaning that it may be difficult to sell high yield debt securities at a time and price that would be beneficial to the Series, particularly if there is a deterioration in the economy or in the financial prospects of their issuers. As a result, the prices of high yield debt securities may be subject to wide price fluctuations due to liquidity concerns.

Market risk

Stock prices may decline over short or even extended periods due to general economic and market conditions, adverse political or regulatory developments, a change in interest rates or a change in investor sentiment. Stock markets tend to run in cycles with periods when prices generally go up, known as "bull" markets, and periods when stock prices generally go down, referred to as "bear" markets.

Similarly, bond prices fluctuate in value with changes in interest rates, the economy and the financial conditions of companies that issue them. In general, bonds decline in value when interest rates rise. While stocks and bonds may react differently to economic events, there are times when stocks and bonds both may decline in value simultaneously.

There is also the possibility that the value of the Series' investments in high yield securities will decline due to drops in the overall high yield bond market. Changes in the economic climate, investor perceptions and stock market volatility can cause the prices of the Series' fixed-income and high yield investments to decline regardless of the conditions of the issuers held by the Series.

How we manage the Series

The ability of broker-dealers to make a market in debt securities has decreased in recent years, in part as a result of structural changes, including fewer proprietary trading desks at broker-dealers and increased regulatory capital requirements. Further, many broker-dealers have reduced their inventory of certain debt securities. This could negatively affect the Series' ability to buy or sell debt securities, and increase their volatility and trading costs.

Adverse market events may lead to increased redemptions, which could cause the Series to experience a loss or difficulty in selling securities to meet redemption requests by shareholders. The risk of loss increases if the redemption requests are unusually large or frequent. The Series is susceptible to the risk that certain investments may be difficult or impossible to sell at a time or price most favorable to the Series, which could decrease the overall level of the Series' liquidity and its ability to sell securities to meet redemptions. Market developments may cause the Series' investments to become less liquid and subject to erratic price movements.

Mid-size and small-size company risk

The market risk associated with stocks of mid- and small-size companies is generally greater than that associated with stocks of larger, more established companies because stocks of mid- and small-size companies tend to experience sharper price fluctuations. Mid- and small-size companies may have limited product lines, markets or financial resources, may lack the competitive strength of larger issuers, may depend on a few key employees and may have less predictable earnings. Stocks of mid- to small-size companies are not as broadly traded as stocks of larger issuers and less publicly available information may be available about them. At times, it may be difficult for the Series to sell mid- to small-size company stocks at reasonable prices.

Prepayment and extension risk

The Series is subject to prepayment and extension risk since it invests in mortgage-backed and other asset-backed securities. When interest rates decline, borrowers tend to refinance their loans and the loans that back these securities suffer a higher rate of prepayment. This could cause a decrease in the Series' income and share price. Extension risk is the flip side of prepayment risk. When interest rates rise, borrowers tend to repay their loans less quickly which will generally increase both the Series' sensitivity to rising interest rates and its potential for price declines. The impact of prepayments and extensions on the price of mortgage-backed and other asset-backed securities may be difficult to predict and may increase their price volatility.

Active management and selection risk

Securities selected by the portfolio manager may perform differently than the overall market or may not meet the portfolio manager's expectations. This may be a result of specific factors relating to an issuer's financial condition or operations, changes in the economy, governmental actions or inactions, or changes in investor perceptions regarding the issuer. Declines in certain stocks could detract from the Series' returns even when the broad market is flat or increasing and the Series' call option writing strategy may make it difficult for the Series to dispose of underperforming securities.

Real estate industry risk

Real estate industry risk includes, among others: possible declines in the value of real estate; risks related to general and local economic conditions; possible lack of availability of mortgage funds; overbuilding; extended vacancies of properties; increases in competition, property taxes, and operating expenses; changes in zoning laws; costs resulting from the cleanup of, and liability to third parties resulting from, environmental problems; casualty for condemnation losses; uninsured damages from floods, earthquakes, or other natural disasters; limitations on and variations in rents; and changes in interest rates. REITs are subject to substantial cash flow dependency, defaults by borrowers, self-liquidation, and the risk of failing to qualify for tax-free pass-through of income under the Internal Revenue Code of 1986, as amended (Internal Revenue Code), or other similar statutes in non-US countries and/or to maintain exemptions from the Investment Company Act of 1940, as amended (1940 Act).

REIT risk

In addition to the risks associated with the real estate industry, which include declines in the real estate market, decreases in property revenues, increases in interest rates, increases in property taxes and operating expenses, legal and regulatory changes, a lack of credit or capital, defaults by borrowers or tenants, environmental problems and natural disasters, REITs are subject to additional risks, including those related to adverse governmental actions, declines in property value, and the potential failure to qualify for federal tax-free pass through of net income and gains and exemption from registration as an investment company. The failure of a company in which the Series invests to qualify for treatment as a REIT under federal tax law may have an adverse impact on the Series. REITs also are subject to heavy cash flow dependency, defaults by borrowers and self-liquidation. In the event of a default by a borrower or lessee, a REIT may experience delays in enforcing its rights as a mortgagee or lessor and may incur substantial costs to protect its investments. REITs are dependent upon specialized management skills and may invest in relatively few properties, a small geographic area or a small number of property types. Investments in REITs may be volatile. REITs are pooled investment vehicles with their own fees and expenses, and the Series will indirectly bear a proportionate share of those fees and expenses.

How we manage the Series

Delaware VIP Investment Grade Series

Credit risk

This is the risk that an issuer of bonds and other debt securities will be unable or unwilling to pay interest or principal when due. The prices of bonds and other debt securities are affected by the credit quality of the issuer and in the case of mortgage-backed and asset-backed securities, the credit quality of the underlying loans. Changes in the financial condition of an issuer, general economic conditions and specific economic conditions that affect a particular type of issuer can impact the credit quality of an issuer. Such changes may weaken an issuer's ability to make payments of principal or interest, or cause an issuer to fail to make timely payments of interest or principal. Lower quality debt securities generally tend to be more sensitive to these changes than higher quality debt securities, but the lowest rated category of investment grade securities may have speculative characteristics as well. While credit ratings may be available to assist in evaluating an issuer's credit quality, they may not accurately predict an issuer's ability to make timely payments of principal and interest. During times of economic downturn, issuers of high yield debt securities may not have the ability to access the credit markets to refinance their bonds or meet other credit obligations.

Credit risk also applies to securities issued or guaranteed by the US Government and by US Government-sponsored enterprises that are not backed by the full faith and credit of the US Government. The securities issued by US Government-sponsored enterprises are supported only by the credit of the issuing agency, instrumentality or corporation. For example, securities issued by the Federal National Mortgage Association (Fannie Mae) and the Federal Home Loan Mortgage Corporation (Freddie Mac) are not backed by the full faith and credit of the US Government. A security backed by the US Government or the full faith and credit of the United States is guaranteed only as to the timely payment of interest and principal when held to maturity. The market prices for such securities are not guaranteed and will fluctuate.

Although the US Treasury has supported Fannie Mae and Freddie Mac in the past, there is no guarantee it would do so again. Congress may alter the activities or operations of Fannie Mae and Freddie Mac, which could negatively impact the credit risk associated with Fannie Mae and Freddie Mac securities.

Derivatives risk

Investments in US Treasury futures and options on US Treasury futures involve risks, such as potential losses if interest rates do not move as expected and the potential for greater losses than if these techniques had not been used. There may be an imperfect correlation between the price of a derivative and the market value of the price of the assets hedged. The use of derivatives for hedging purposes may limit any potential gain that might result from

an increase in the value of the hedged position. These investments can increase the Series' share price, magnify potential losses and expose the Series to significant additional costs. In connection with certain transactions that may give rise to future payment obligations, including investments in derivatives, the Series may be required to maintain a segregated amount of, or otherwise earmark, cash or liquid securities to cover the position or transaction, which cannot be sold while the position they are covering is outstanding, unless they are replaced with other assets of equal value. Moreover, derivatives may be difficult or impossible to sell, unwind, or value in the absence of a secondary trading market.

Exchange-traded funds risk

The risks of investing in securities of an ETF typically reflect the risks of the types of instruments in which the underlying ETF invests. Because ETFs are listed on an exchange, ETFs may be subject to trading halts and may trade at a discount or premium to their NAV. In addition, ETFs are investment companies, and the Series will bear its proportionate share of the fees and expenses of an investment in an ETF. As a result, the Series' expenses may be higher and performance may be lower.

High yield (junk bond) risk

The risk that high yield securities, commonly known as "junk bonds," are subject to reduced creditworthiness of issuers, increased risk of default, and a more limited and less liquid secondary market. High yield securities may also be subject to greater price volatility and risk of loss of income and principal than are higher-rated securities. High yield bonds are sometimes issued by municipalities that have less financial strength and therefore have less ability to make projected debt payments on the bonds.

Interest rate risk

The market values of bonds and other debt securities are affected by changes in interest rates. In general, when interest rates rise, the market value of a debt security declines, and when interest rates decline, the market value of a debt security increases. Generally, the longer the maturity and duration of a debt security, the greater its sensitivity to interest rates. Duration is a measure of a debt security's sensitivity to changes in interest rates. For every 1% change in interest rates, a bond's price generally changes approximately 1% in the opposite direction for every year of duration. For example, if a portfolio of fixed income securities has an average weighted duration of three years, its value can be expected to fall about 3% if interest rates rise by 1%. Conversely, the portfolio's value can be expected to rise approximately 3% if interest rates fall by 1%. The yields received by the Series on its investments will generally decline as interest rates decline.

How we manage the Series

Liquidity risk

The Series is susceptible to the risk that certain investments may be difficult or impossible to sell at a time or price most favorable to the Series, which could decrease the overall level of the Series' liquidity and its ability to sell securities to meet redemptions. As a result, the Series may have to lower the price on certain investments that it is trying to sell, sell the investments at a loss, sell other investments instead or forego an investment opportunity, any of which could adversely affect the Series. The Series could lose money or face difficulty in meeting shareholder redemptions if it cannot sell an investment at the time and price that would be beneficial to the Series. Market developments may cause the Series' investments to become less liquid and subject to erratic price movements, which may have an adverse effect on the Series.

High yield securities tend to be less liquid than higher quality securities, particularly if there is a deterioration in the economy or in the financial prospects of their issuers.

Market risk

The prices of the securities held by the Series may decline in response to certain events, such as general economic and market conditions, adverse political or regulatory developments and interest rate fluctuations. These events may lead to periods of volatility, which may be exacerbated by changes in bond market size and structure. There is also the possibility that the value of the Series' investments in high yield securities will decline due to drops in the overall high yield bond market. Changes in the economic climate, investor perceptions and stock market volatility can cause the prices of the Series' fixed-income and high yield investments to decline regardless of the conditions of the issuers held by the Series. The ability of broker-dealers to make a market in debt securities has decreased in recent years, in part as a result of structural changes, including fewer proprietary trading desks at broker-dealers and increased regulatory capital requirements. Further, many broker-dealers have reduced their inventory of certain debt securities. This could negatively affect the Series' ability to buy or sell debt securities, and increase their volatility and trading costs. Adverse market events may lead to increased redemptions, which could cause the Series to experience a loss or difficulty in selling securities to meet redemption requests by shareholders. The risk of loss increases if the redemption requests are unusually large or frequent.

Prepayment and extension risk

The Series is subject to prepayment and extension risk since it invests in mortgage-backed and other asset-backed securities. When interest rates decline, borrowers tend to refinance their loans and the loans that back these securities suffer a higher rate of prepayment. This could cause a decrease in the Series' income and share price. Extension risk is the flip side of prepayment risk. When interest rates rise, borrowers tend to repay their loans less quickly, which generally will increase the Series' sensitivity to interest rates and its potential for price declines. The impact of prepayments and extensions on the price of mortgage-backed or other asset-backed securities may be difficult to predict and may increase their price volatility.

Sector risk

Issuers that are engaged in similar businesses may be similarly affected by particular economic or market events, which may, in certain circumstances, cause the value of the securities of issuers in a particular sector market to decline. To the extent the Series has substantial holdings within a particular sector, the risks associated with that sector increase. To the extent the Series invests significantly in the financials sector, the value of the Series' shares may be particularly vulnerable to factors affecting that sector, such as the availability and cost of capital funds, changes in interest rates, the rate of corporate and consumer debt defaults, credit ratings and quality, market liquidity, extensive government regulation and price competition. The impact of more stringent capital requirements and recent or future regulation of any individual financial company, or of the financials sector as a whole, cannot be predicted. In recent years, cyber attacks and technology malfunctions and failures have become increasingly frequent in this sector and have caused significant losses to companies in this sector, which may negatively impact the Series.

Active management and selection risk

Securities selected by the portfolio manager may perform differently than the overall market or may not meet the portfolio manager's expectations. This may be a result of specific factors relating to an issuer's financial condition or operations, changes in the economy, governmental actions or inactions, or changes in investor perceptions regarding the issuer. Declines in certain stocks could detract from the Series' returns even when the broad market is flat or increasing and the Series' call option writing strategy may make it difficult for the Series to dispose of underperforming securities.

Disclosure of portfolio holdings information

A description of the Series' policies and procedures with respect to the disclosure of their portfolio securities is available in the SAI.

Who manages the Series

Investment manager

The Manager, located at 2005 Market Street, Philadelphia, PA 19103, is the Series' investment manager. Together, the Manager and the other subsidiaries of Macquarie Management Holdings, Inc. (MMHI) manage, as of June 30, 2019, \$173.1 billion in assets, including mutual funds, separate accounts, and other investment vehicles. The Manager and its predecessors have been managing Delaware Funds since 1938. The Manager is a series of Macquarie Investment Management Business Trust (a Delaware statutory trust), which is a subsidiary of MMHI. MMHI is a wholly owned subsidiary of Macquarie Group Limited. The Manager makes investment decisions for the Series, manages the Series' business affairs, and provides daily administrative services. The Series are new and the Manager has not received a fee as of the date of this Prospectus.

A discussion of the basis for the Board's approval of the Series' investment advisory contract will be available in the Series' annual report to shareholders.

Sub-advisors

Ziegler Capital Management, LLC (ZCM) serves as the investment sub-advisor for Delaware VIP Covered Call Strategy Series. ZCM has discretionary trading authority over all of the Series' assets, subject to continuing oversight and supervision by Manager and the Series' Board of Trustees. ZCM is a Wisconsin limited liability company with principal offices at 70 West Madison Street, 24th Floor, Chicago, IL 60602-4109. ZCM is an investment management firm that serves a wide range of clients including institutions, municipality, pension plans, foundations, endowments, senior living organizations, hospitals and high net worth individuals. ZCM is a wholly-owned subsidiary of Stifel Financial Corp. As of March 31, 2019, ZCM held investment management authority with respect to approximately \$13 billion in assets. The Manager has entered into a separate sub-advisory agreement with ZCM and compensates ZCM out of the investment advisory fees it receives from the Series.

Smith Asset Management Group, L.P. (Smith) serves as the investment sub-advisor of Delaware VIP Growth Equity Series. Smith has discretionary trading authority over all of the Series' assets, subject to continuing oversight and supervision by Manager and the Series' Board of Trustees. Smith is located at 100 Crescent Court, Suite 1150, Dallas, TX 75201. Smith is an investment management firm that provides investment services to a diverse list of clients including public funds, endowments, foundations, corporate pension and multi-employer plans. As of March 31, 2019, Smith held investment management authority with respect to approximately \$3.5 billion in assets. The Manager has entered into a separate sub-advisory agreement with Smith and compensates Smith out of the investment advisory fees it receives from the Series.

Macquarie Investment Management Austria Kapitalanlage AG

Macquarie Investment Management Austria Kapitalanlage AG (MIMAK) is located at Kaerntner Strasse 28, 1010 Vienna, Austria. MIMAK is an affiliate of the Manager and a part of Macquarie Investment Management (MIM). MIM is the marketing name for certain companies comprising the asset management division of Macquarie Group Limited. As of Dec. 31, 2018, MIM managed more than \$234.5 billion in assets for institutional and individual clients. Although the Manager has principal responsibility for the Manager's portion of the Series, the Manager may seek investment advice and recommendations from MIMAK and the Manager may also permit MIMAK to execute Series security trades on behalf of the Manager and exercise investment discretion for securities in certain markets where the Manager believes it will be beneficial to utilize MIMAK's specialized market knowledge.

Macquarie Investment Management Global Limited

Macquarie Investment Management Global Limited (MIMGL), is located at 50 Martin Place, Sydney, Australia. MIMGL is an affiliate of the Manager and a part of MIM. Although the Manager has principal responsibility for the Manager's portion of the Series, (i) in the case of Delaware VIP Fund for Income Series, Delaware VIP Limited Duration Bond Series, Delaware VIP Total Return Series and Delaware VIP Investment Grade Series, the Manager may seek investment advice and recommendations from MIMGL and the Manager may also permit MIMGL to execute Series security trades on behalf of the Manager and exercise investment discretion for securities in certain markets where the Manager believes it will be beneficial to utilize MIMGL's specialized market knowledge and (ii) in the case of Delaware VIP Equity Income Series, Delaware VIP Growth and Income Series, Delaware VIP Opportunity Series, Delaware VIP Special Situations Series, Delaware VIP International Series and Delaware VIP Total Return Series, the Manager may seek quantitative support from MIMGL and the Manager may permit MIMGL to execute Series security trades on behalf of the Manager.

Macquarie Investment Management Europe Limited

Macquarie Investment Management Europe Limited (MIMEL), is located at 28 Ropemaker Street, London, England. MIMEL is an affiliate of the Manager and a part of MIM. Although the Manager has principal responsibility for the Manager's portion of the Series, the Manager may seek investment advice and recommendations from MIMEL and the Manager may also permit MIMEL to execute Series security trades on behalf of the Manager and exercise investment discretion for securities in certain markets where the Manager believes it will be beneficial to utilize MIMEL's specialized market knowledge.

Who manages the Series

Macquarie Funds Management Hong Kong Limited

Macquarie Funds Management Hong Kong Limited (MFMHKL), located at Level 18, One International Finance Centre, One Harbour View Street, Central, Hong Kong. MFMHKL is an affiliate of the Manager and a part of MIM. Although the Manager has principal responsibility for the Manager's portion of the Series, the Manager may permit MFMHKL to execute Series security trades on behalf of the Manager.

A discussion of the basis for the Board's approval of the sub-advisory contracts will be available in the Series' annual report to shareholders.

Portfolio managers

Below is a list of the portfolio managers who are primarily responsible for the day-to-day management of each Series and certain officers of the Series with whom the portfolio managers regularly consult. The SAI provides additional information about each portfolio manager's compensation, other accounts managed by each portfolio manager, and each portfolio manager's ownership of securities in the Series.

Delaware VIP Covered Call Strategy Series

Wiley D. Angell and Sean C. Hughes have day-to-day responsibility for making investment decisions for Delaware VIP Covered Call Strategy Series.

Delaware VIP Fund for Income Series

John P. McCarthy and Adam H. Brown have primary responsibility for making day-to-day investment decisions for Delaware VIP Fund for Income Series.

Delaware VIP Growth Equity Series

Stephen S. Smith, John D. Brim and Eivind Olsen have day-to-day responsibility for making investment decisions for Delaware VIP Growth Equity Series.

Delaware VIP Equity Income Series and Delaware VIP Growth and Income Series

Nikhil G. Lalvani, Robert A. Vogel, Jr. and Kristen E. Bartholdson have primary responsibility for making day-to-day investment decisions for Delaware VIP Equity Income Series and Delaware VIP Growth and Income Series.

Delaware VIP Opportunity Series

Francis X. Morris, Christopher S. Adams, Michael S. Morris, Donald G. Padilla, and David E. Reidinger have primary responsibility for making day-to-day investment decisions for Delaware VIP Opportunity Series.

Delaware VIP Limited Duration Bond Series

Roger A. Early, Brian C. McDonnell, Adam H. Brown, and John P. McCarthy have day-to-day responsibility for making investment decisions for Delaware VIP Limited Duration Bond Series.

Delaware VIP Special Situations Series

Christopher S. Beck has primary responsibility for making day-to-day investment decisions for Delaware VIP Special Situations Series. In making investment decisions for the Series, Mr. Beck regularly consults with Kelley McKee Carabasi, Steven Catricks, Kent Madden, and Michael Foley.

Delaware VIP International Series

Christopher Gowlland, Jens Hansen, Klaus Petersen, Claus Juul, and Åsa Annerstedt have primary responsibility for making the day-to-day investment decisions for Delaware VIP International Series.

Delaware VIP Total Return Series

Babak “Bob” Zenouzi and Damon Andres have primary responsibility for making the day-to-day investment decisions for Delaware VIP Total Return Series.

Delaware VIP Investment Grade Series

Michael G. Wildstein has primary responsibility for making day-to-day investment decisions for Delaware VIP Investment Grade Series. When making investment decisions for the Series, Mr. Wildstein regularly consults with Roger A. Early, Paul A. Matlack, Craig C. Dembek, John P. McCarthy, Kashif Ishaq, J. David Hillmeyer, and Wayne A. Anglace.

John P. McCarthy, CFA *Senior Vice President, Co-Head of High Yield, Senior Portfolio Manager — Delaware VIP Fund For Income Series and Delaware VIP Investment Grade Series*

John P. McCarthy is a senior portfolio manager and co-head for the firm’s high yield strategies, a role he assumed in July 2016. From December 2012 to June 2016, he was co-head of credit research on the firm’s taxable fixed income team. McCarthy rejoined Macquarie Investment Management (MIM) in March 2007 as a senior research analyst, after he worked in the firm’s fixed income area from 1990 to 2000 as a senior high yield analyst and high yield trader, and from 2001 to 2002 as a municipal bond trader. Prior to rejoining the firm, he was a senior high yield analyst/trader at Chartwell Investment Partners. McCarthy earned a bachelor’s degree in business administration from Babson College, and he is a member of the CFA Society of Philadelphia.

Who manages the Series

Adam H. Brown, CFA *Senior Vice President, Co-Head of High Yield, Senior Portfolio Manager — Delaware VIP Fund For Income Series*

Adam H. Brown is a senior portfolio manager and co-head of the firm's high yield strategies. He manages the bank loan portfolios and is a co-portfolio manager for the high yield, fixed rate multisector, and core plus strategies. Brown joined Macquarie Investment Management (MIM) in April 2011 as part of the firm's integration of Macquarie Four Corners Capital Management, where he had worked since 2002. At Four Corners, he was a co-portfolio manager on the firm's collateralized loan obligations (CLOs) and a senior research analyst supporting noninvestment grade portfolios. Before that, Brown was with the predecessor of Wells Fargo Securities, where he worked in the leveraged finance group arranging senior secured bank loans and high yield bond financings for financial sponsors and corporate issuers. He earned a bachelor's degree in accounting from the University of Florida and an MBA from the A.B. Freeman School of Business at Tulane University.

Craig C. Dembek, CFA *Executive Director, Global Head of Credit Research — Delaware VIP Fund For Income Series and Delaware VIP Investment Grade Series*

Craig C. Dembek is global head of credit research and a senior research analyst on the firm's taxable fixed income team with primary responsibility for banks, brokers, and real estate investment trusts (REITs). He rejoined Macquarie Investment Management (MIM) in March 2007. During his previous time at the firm, from April 1999 to January 2001, he was a senior investment grade credit analyst. Most recently, he spent four years at Chartwell Investment Partners as a senior fixed income analyst and Turner Investment Partners as a senior fixed income analyst and portfolio manager. Dembek also spent two years at Stein, Roe & Farnham as a senior fixed income analyst. Earlier in his career, he worked for two years as a lead bank analyst at the Federal Reserve Bank of Boston. Dembek earned a bachelor's degree in finance from Michigan State University and an MBA with a concentration in finance from the University of Vermont.

Paul A. Matlack, CFA *Senior Vice President, Senior Portfolio Manager, Fixed Income Strategist — Delaware VIP Fund For Income Series and Delaware VIP Investment Grade Series*

Paul A. Matlack is a strategist and senior portfolio manager for the firm's fixed income team. Matlack rejoined the firm in May 2010. During his previous time at Macquarie Investment Management (MIM) from September 1989 to October 2000, he was senior credit analyst, senior portfolio manager, and left the firm as co-head of the high yield group. Most recently, he worked at Chartwell Investment Partners from September 2003 to April 2010 as senior portfolio manager in fixed income, where he managed core, core plus, and high yield strategies. Prior to that, Matlack held senior roles at Turner Investment Partners, PNC Bank, and Mellon Bank. He earned a bachelor's degree in international relations from the University of Pennsylvania and an MBA with a concentration in finance from George Washington University.

Robert A. Vogel Jr., CFA *Vice President, Senior Portfolio Manager — Delaware VIP Equity Income Series and Delaware VIP Growth and Income Series*

Robert A. Vogel Jr. is a senior portfolio manager for the firm's Large-Cap Value team. Prior to joining Macquarie Investment Management (MIM) in 2004 as vice president and senior portfolio manager, he worked at Merrill Lynch Investment Managers for more than seven years, where he rose to the position of director and portfolio manager within the US Active Large-Cap Value team. He began his career in 1992 as a financial consultant at Merrill Lynch. Vogel graduated from Loyola University Maryland, earning both bachelor's and master's degrees in finance. He also earned an MBA with a concentration in finance from The Wharton School of the University of Pennsylvania. Vogel is a member of the CFA Society New York, the CFA Institute, and the CFA Society of Philadelphia.

Nikhil G. Lalvani, CFA *Vice President, Senior Portfolio Manager, Team Leader — Delaware VIP Equity Income Series and Delaware VIP Growth and Income Series*

Nikhil G. Lalvani is a senior portfolio manager for the firm's Large-Cap Value team and assumed the role of team leader in October 2018. At Macquarie Investment Management (MIM), Lalvani has worked as both a fundamental and quantitative analyst. Prior to joining the firm in 1997 as an account analyst, he was a research associate with Bloomberg. Lalvani holds a bachelor's degree in finance from The Pennsylvania State University. He is a member of the CFA Institute and the CFA Society of Philadelphia.

Kristen E. Bartholdson *Vice President, Senior Portfolio Manager — Delaware VIP Equity Income Series and Delaware VIP Growth and Income Series*

Kristen E. Bartholdson is a senior portfolio manager for the firm's Large-Cap Value team. Prior to joining Macquarie Investment Management (MIM) in 2006 as an associate portfolio manager, she worked at Susquehanna International Group from 2004 to 2006, where she was an equity research salesperson. From 2000 to 2004, she worked in equity research at Credit Suisse, most recently as an associate analyst in investment strategy. Bartholdson earned her bachelor's degree in economics from Princeton University.

Francis X. Morris *Executive Director, Chief Investment Officer — US Core Equity — Delaware VIP Opportunity Series*

Francis X. Morris joined Macquarie Investment Management (MIM) in 1997 as a vice president and portfolio manager, and became the chief investment officer for Core Equity investments in 2004. He is also a member of the firm's asset allocation committee, which is responsible for building and managing multi-asset class portfolios. In addition, Morris serves as a Trustee for the Macquarie Management Holdings, Inc. 401(k) and Retirement Plan. Prior to joining the firm, Morris was vice president and director of equity research at PNC Asset Management. He received a bachelor's degree from Providence College and holds

Who manages the Series

an MBA from Widener University. He is a former member of the Business Advisory Council of the Providence College School of Business. Morris is a past president of the CFA Society of Philadelphia and is a member of the CFA Institute. He is a former officer of the National Association of Petroleum Investment Analysts.

Christopher S. Adams, CFA *Vice President, Senior Portfolio Manager — Delaware VIP Opportunity Series*

Christopher S. Adams is a senior portfolio manager on the firm's Core Equity team and performs analysis and research to support the portfolio management function. He joined the team in 2000 and became a portfolio manager in November 2004. Prior to joining Macquarie Investment Management (MIM) in 1995 as assistant vice president of strategic planning, Adams had approximately 10 years of experience in the financial services industry in the United States and United Kingdom, including positions with Coopers & Lybrand, The Sumitomo Bank, Bank of America, and Lloyds Bank. Adams holds both bachelor's and master's degrees in history and economics from the University of Oxford, England, and received an MBA with dual concentrations in finance and insurance/risk management from The Wharton School of the University of Pennsylvania. He is a past president of the CFA Society of Philadelphia.

Michael S. Morris, CFA *Vice President, Senior Portfolio Manager — Delaware VIP Opportunity Series*

Michael S. Morris is a senior portfolio manager on the firm's Core Equity team and performs analysis and research to support the portfolio management function. He joined the team in July 2004 and became a portfolio manager in November 2004. Morris joined Macquarie Investment Management (MIM) in 1999 as assistant vice president and senior analyst. Prior to joining the firm, he worked as a senior equity analyst at Newbold's Asset Management, covering financial stocks. Morris began his investment career in 1993 at Ohio Casualty. He earned his bachelor's degree in finance from Indiana University and an MBA from The Wharton School of the University of Pennsylvania. He is a former member of the Bank and Financial Analysts Association.

Donald G. Padilla, CFA *Vice President, Senior Portfolio Manager — Delaware VIP Opportunity Series*

Donald G. Padilla is a senior portfolio manager on the firm's Core Equity team and performs analysis and research to support the portfolio management function. He joined the team in 2000 and became a portfolio manager in November 2004. Padilla joined Macquarie Investment Management (MIM) in 1994 as assistant controller in the firm's treasury function, responsible for managing corporate cash investments, developing financial models, and overseeing the financial operations of the Lincoln Life 401(k) annuities segment. Prior to joining the firm, he held various positions at The Vanguard Group. Padilla holds a bachelor's degree in accounting from Lehigh University, and he is a member of the CFA Society of Philadelphia.

David E. Reidinger *Vice President, Senior Portfolio Manager — Delaware VIP Opportunity Series*

David E. Reidinger joined Macquarie Investment Management (MIM) in October 2016 as a senior portfolio manager on the firm's Core Equity team. He also performs analysis and research to support the portfolio management function. From June 2004 to September 2016, Reidinger was a senior analyst and portfolio manager at Chartwell Investment Partners, where he worked on the firm's small- and mid-cap growth strategies. Before that, Reidinger was a portfolio manager with Morgan Stanley Investment Management from 2000 to 2003, and a senior equity analyst with Tiger Management from 1998 to 2000. Reidinger began his career in 1993 as an equity research analyst with Goldman Sachs. With more than 20 years of experience as an analyst, he has covered a broad range of industries within the information technology, consumer, and industrial sectors. Reidinger earned bachelor's degrees in both mathematics and economics from Fordham University, and an MBA from Columbia Business School.

Roger A. Early, CPA, CFA *Executive Director, Chief Investment Officer of US Fixed Income — Delaware VIP Limited Duration Bond Series and Delaware VIP Investment Grade Series*

Roger A. Early is an Executive Director and Chief Investment Officer of US Fixed Income. He rejoined Macquarie Investment Management (MIM) in March 2007 as a member of the firm's taxable fixed income portfolio management team, with primary responsibility for portfolio construction and strategic asset allocation. He became head of fixed income investments in the Americas in February 2015. During his previous time at the firm, from 1994 to 2001, he was a senior portfolio manager in the same area, and he left the firm as head of its US investment grade fixed income group. In recent years, Early was a senior portfolio manager at Chartwell Investment Partners and Rittenhouse Financial and was the chief investment officer for fixed income at Turner Investments. Prior to joining the firm in 1994, he worked for more than 10 years at Federated Investors where he managed more than \$25 billion in mutual fund and institutional portfolios in the short-term and investment grade markets. He left the firm as head of institutional fixed income management. Earlier in his career, he held management positions with the Federal Reserve Bank, PNC Financial, Touche Ross, and Rockwell International. Early earned his bachelor's degree in economics from The Wharton School of the University of Pennsylvania and an MBA with concentrations in finance and accounting from the University of Pittsburgh. He is a member of the CFA Society of Philadelphia.

Brian C. McDonnell, CFA *Executive Director, Head of US Fixed Income — Delaware VIP Limited Duration Bond Series*

Brian C. McDonnell is a member of the firm's taxable fixed income portfolio management team with primary responsibility for portfolio construction and strategic asset allocation. He joined Macquarie Investment Management (MIM) in March 2007 as a vice president and

Who manages the Series

senior structured products analyst/trader, assuming portfolio management responsibilities in 2009. Prior to joining the firm, he was a managing director and head of fixed income trading at Sovereign Securities, where he was responsible for risk management and hedging of the firm's holdings. Earlier in his career, he spent more than 10 years in various fixed income capacities with Prudential Securities in New York. McDonnell has a bachelor's degree in finance from Boston College, and he is a member of the CFA Society of Philadelphia.

Christopher S. Beck, CFA *Executive Director, Chief Investment Officer — US Small-Mid Cap Value Equity — Delaware VIP Special Situations Series*

Christopher S. Beck leads the firm's US Small-Mid Cap Value Equity team. He is also a member of the Macquarie Investment Management (MIM) Global Management Committee. Prior to joining MIM in 1997 as a vice president and senior portfolio manager, he was vice president at Pitcairn Trust from 1995 to 1997, where he managed small-capitalization stocks and analyzed equity sectors. Before that he was chief investment officer of the University of Delaware from 1992 to 1995 and held management positions during his seven years at Cypress Capital Management and four years at Wilmington Trust. Beck earned a bachelor's degree at the University of Delaware and an MBA from Lehigh University, and he is a member of the CFA Society of Philadelphia and past president of the Wilmington Society of Securities Analysts.

Steven G. Catricks, CFA *Vice President, Senior Portfolio Manager — Delaware VIP Special Situations Series*

Steven G. Catricks is a senior portfolio manager for the US Small-Mid Cap Value Equity team, a role he assumed in July 2012. He joined the team in October 2010 as a senior equity analyst. He is responsible for the analysis, purchase, and sale recommendations of technology and business services securities for the firm's US Small-Mid Cap Value Equity portfolios. Prior to joining the US Small-Mid Cap Value Equity team, he was a portfolio manager for the firm's Strategic Small-Cap Value team, focusing on the technology, healthcare, and telecommunication services sectors. He joined Macquarie Investment Management (MIM) in 2001 as an equity analyst, performing research and analysis for the firm's Emerging Growth Equity team. Previously, Catricks was an equity analyst at BlackRock Financial from 1999 to 2001, where he specialized in small-capitalization growth stocks. He also worked as a systems engineer at Dow Jones/Factiva, and as a senior systems engineer at GE Aerospace/Lockheed Martin. He started his career as a systems engineer at the Naval Air Development Center, where he spent 15 years. Catricks holds a bachelor's degree in electrical engineering from Drexel University and a master's degree in engineering from the University of Pennsylvania, and has nearly 20 years of experience in the technology industry. Catricks is a member of the Institute of Electrical and Electronics Engineers.

Michael Foley, CFA *Vice President, Senior Portfolio Manager — Delaware VIP Special Situations Series*

Michael Foley is a senior portfolio manager for the US Small-Mid Cap Value Equity team, a role he assumed in July 2019. He joined Macquarie Investment Management (MIM) in February 2015 as a senior equity analyst for the US Small-Mid Cap Value Equity team. Foley is responsible for the analysis, purchase, and sale recommendations of financial services and real estate investment trust (REIT) securities for the firm's US Small-Mid Cap Value Equity portfolios. Prior to joining the firm, Foley was an associate at Patriot Financial Partners, a private equity firm, from August 2011 to February 2015, focusing on the analysis of companies in the financial services sector. He started his career with Janney Montgomery Scott where he worked as an investment banking analyst within the financial institutions group from August 2009 to August 2011. Foley earned a bachelor's degree in economics with dual concentrations in finance and accounting from The Wharton School of the University of Pennsylvania.

Kent P. Madden, CFA *Vice President, Senior Portfolio Manager — Delaware VIP Special Situations Series*

Kent P. Madden is a senior portfolio manager for the US Small-Mid Cap Value Equity team, a role he assumed in July 2012. He joined the team in December 2004 as an equity analyst and was promoted to senior equity analyst in October 2010. He is responsible for the analysis, purchase, and sale recommendations of consumer services, consumer cyclicals, consumer staples, healthcare, and transportation stocks for the firm's US Small-Mid Cap Value Equity portfolios. Prior to joining Macquarie Investment Management (MIM) he was an equity analyst at Gartmore Global Investments, where he specialized in technology and telecommunications. He has also worked as an equity analyst for Federated Investors, where he gained experience covering small-capitalization consumer stocks, and Lehman Brothers as a corporate finance analyst. Madden holds a bachelor's degree in economics from DePauw University and an MBA from the University of Chicago.

Kelley McKee Carabasi, CFA *Vice President, Senior Portfolio Manager — Delaware VIP Special Situations Series*

Kelley McKee Carabasi is a senior portfolio manager for the US Small-Mid Cap Value Equity team, a role she assumed in July 2012. She joined the team in July 2005 as an equity analyst. She is responsible for the analysis, purchase, and sale recommendations of basic industry, capital spending, and utilities securities for the firm's US Small-Mid Cap Value Equity portfolios. Prior to joining Macquarie Investment Management (MIM) she participated in Lincoln Financial Group's rotational Professional Development Program for three years. McKee earned a bachelor's degree in finance from Georgetown University and an MBA from The Wharton School of the University of Pennsylvania.

Who manages the Series

Babak “Bob” Zenouzi *Senior Vice President, Chief Investment Officer — Real Estate Securities and Income Solutions (RESIS) — Delaware VIP Total Return Series*

Bob Zenouzi is the lead manager for the real estate securities and income solutions (RESIS) group at Macquarie Investment Management (MIM). Zenouzi created this team, including its process and its institutional and retail products, during his prior time with the firm. He also focuses on opportunities in Japan, Singapore, and Malaysia for the firm's global real estate securities strategy. He is also a member of the firm's asset allocation committee, which is responsible for building and managing multi-asset class portfolios. He rejoined the firm in May 2006 as senior portfolio manager and head of real estate securities. In his first term with the firm, he spent seven years as an analyst and portfolio manager, leaving in 1999 to work at Chartwell Investment Partners, where from 1999 to 2006 he was a partner and senior portfolio manager on Chartwell's Small-Cap Value portfolio. He began his career with The Boston Company, where he held several positions in accounting and financial analysis. Zenouzi earned a master's degree in finance from Boston College and a bachelor's degree in finance from Babson College. He is a member of the National Association of Real Estate Investment Trusts and the Urban Land Institute.

Damon J. Andres, CFA *Vice President, Senior Portfolio Manager — Delaware VIP Total Return Series*

Damon J. Andres joined Macquarie Investment Management (MIM) in 1994 as an analyst, and is currently a senior portfolio manager for the firm's real estate securities and income solutions (RESIS) group. From 1991 to 1994, he performed investment-consulting services as a consulting associate with Cambridge Associates. Andres earned a bachelor's degree in business administration with an emphasis in finance and accounting from the University of Richmond.

Kashif Ishaq *Senior Vice President, Global Head of Corporate Bond Trading — Delaware VIP Investment Grade Series*

Kashif Ishaq is global head of corporate bond trading. He plays an integral role in the investment process, managing investment grade corporate bond exposure within all the portfolios and performing relative value analysis across corporate curves and capital structures. He is also responsible for managing all corporate credit traders and maintaining key industry relationships. He started his fixed income career with Macquarie Investment Management (MIM) as a portfolio analyst on the firm's insurance portfolio management team before taking a position as an investment grade trader. For the three years prior to joining MIM in August 2005, he participated in Lincoln Financial Group's rotational Professional Development Program. He started the program as a financial analyst in the Hartford office, followed by a position in information technology, and lastly he spent a year in the client services department of Delaware Investments. Ishaq received his bachelor's degree in corporate finance and accounting from Bentley College.

J. David Hillmeyer, CFA *Executive Director, Head of Multisector/Global Fixed Income — Delaware VIP Investment Grade Series*

J. David Hillmeyer is head of multisector/global fixed income in the Americas. He is co-portfolio manager for the fixed rate diversified multisector, core plus, and investment grade corporate bond strategies. Prior to joining Macquarie Investment Management (MIM) in August 2007 as a vice president and corporate bond trader, he worked for more than 11 years in various roles at Hartford Investment Management Company, including senior corporate bond trader, high yield portfolio manager / trader, and quantitative analyst. He began his career as an investment advisor in January 1989 at Shawmut Bank, leaving the firm as an investment officer in November 1995. Hillmeyer earned his bachelor's degree from Colorado State University, and he is a member of the CFA Society of Philadelphia and the Philadelphia Council for Business Economics.

Michael G. Wildstein, CFA *Executive Director, Head of Credit and Insurance Asset Management — Delaware VIP Investment Grade Series*

Michael G. Wildstein is a member of the firm's fixed income portfolio management team. He manages corporate credit-related portfolios. Before joining the team, he was a senior corporate bond analyst focused on the telecommunications sector for high-grade and high yield portfolios. Prior to joining Macquarie Investment Management (MIM) in March 2007 as a senior research analyst, Wildstein spent five years at Merrill Lynch Investment Managers in various roles that included portfolio manager for the core bond team, corporate bond research analyst, and corporate bond trader. Before moving into investment management, Wildstein worked in finance, corporate strategy, and business development with several firms including RCN Corporation and AT&T Local Services. He earned a bachelor's degree from the University of Tampa and an MBA from Drexel University.

Wayne A. Anglace, CFA *Senior Vice President, Senior Portfolio Manager — Delaware VIP Investment Grade Series*

Wayne A. Anglace currently serves as a senior portfolio manager for the firm's corporate and convertible bond strategies. Prior to joining Macquarie Investment Management (MIM) in March 2007 as a research analyst for the firm's high grade, high yield, and convertible bond portfolios, he spent more than two years as a research analyst at Gartmore Global Investments for its convertible bond strategy. From 2000 to 2004, Anglace worked in private client research at Deutsche Bank Alex. Brown in Baltimore, where he focused on equity research, and he started his financial services career with Ashbridge Investment Management in 1999. Prior to moving to the financial industry, Anglace worked as a professional civil engineer. He earned his bachelor's degree in civil engineering from Villanova University and an MBA with a concentration in finance from Saint Joseph's University, and he is a member of the CFA Society of Philadelphia.

Who manages the Series

Stephen S. Smith, CFA *Chief Executive Officer, Chief Investment Officer — Delaware VIP Growth Equity Series*

Stephen S. Smith founded Smith Asset Management Group in 1995 and serves as the company's chief investment officer. Previously, he held a number of senior investment positions at Bank of America until he departed in 1995 to found Smith Group. He joined Wachovia Bank as a computer systems analyst in the mid-1970s and transitioned to the bank's investment management division in order to help design and implement a portfolio management system. Smith left Wachovia and joined what is now known as Bank of America in 1983. He began his career in the late 1960s as an engineer with the National Aeronautics and Space Administration (NASA) in the lunar landing program. Smith has an engineering degree and an MBA, both from the University of Alabama. He is a member of the CFA Institute and the CFA Society of Dallas-Fort Worth.

John D. Brim, CFA *Chief Investment Officer — Delaware VIP Growth Equity Series*

John D. Brim joined Smith Asset Management Group in March 1998 and is chief investment officer. Prior to joining the firm, he was a manager within the institutional investment consulting group of Deloitte & Touche from 1997 to 1998. From 1990 to 1997, Brim held a variety of positions, including senior client manager with NationsBank Asset Management in Dallas. He earned his bachelor's degree in economics from Texas A&M University. Brim is a member of the CFA Institute and the CFA Society of Dallas-Fort Worth.

Eivind Olsen, CFA *Portfolio Manager — Delaware VIP Growth Equity Series*

Eivind Olsen joined Smith Asset Management Group in May 2008 and is a member of the portfolio management team. Prior to joining Smith Group, he was a portfolio manager with Brazos Capital Management/John McStay Investment Counsel from 1998 to 2008. From 1994 to 1996, he did equity research as an associate analyst with Rauscher Pierce Refsnes. He earned a bachelor's degree in accounting and finance from Texas Christian University and an MBA in finance from the University of Texas. Olsen is a member of the CFA Institute and the CFA Society of Dallas-Fort Worth.

Wiley D. Angell *Chief Investment Officer, Senior Portfolio Manager — Delaware VIP Covered Call Strategy Series*

Wiley D. Angell is the chief investment officer and senior portfolio manager for the Fiduciary Asset Management (FAMCO) Group at Ziegler Capital Management. Prior to joining the firm in May 2015, he was chief executive officer and chief investment officer for equities and fixed income for FAMCO since the firm's inception in 1994. Prior to that, Angell served as portfolio manager for General Dynamics. He was also treasurer of Franklin Savings Association where he managed a multi-billion-dollar mortgage portfolio and was responsible for the firm's hedging strategies and balance sheet risk control. He has managed institutional portfolios for more than 25 years, specializing in equity, covered call, fixed income, and liability-driven

investing (LDI). He received his bachelor's degree in business and economics from Ottawa University and has served on boards of university endowments and charitable organizations. Angell is currently a board member and board secretary for The Crossing, and he is chairman of the board for Aspenstand.

Sean C. Hughes, CFA *Senior Portfolio Manager — Delaware VIP Covered Call Strategy Series*

Sean C. Hughes is a senior portfolio manager for the Fiduciary Asset Management (FAMCO) Group at Ziegler Capital Management. Prior to joining the firm in May 2015, he was a research analyst for FAMCO since 2013. He joined FAMCO in 2005 as a research analyst. Prior to that, Hughes worked at Washington University, where he was involved in managing the Investment Praxis Fund, a portion of the Washington University endowment. He earned a bachelor's degree from Oberlin College and he is a graduate of the Tuck School of Business Bridge Program. Hughes received his MBA from Washington University in St. Louis. He is a member of CFA Institute and the CFA Society St. Louis.

Chris Gowlland, CFA *Vice President, Senior Quantitative Analyst*

Chris Gowlland is senior quantitative analyst for the firm's equity department. He also serves as portfolio manager for several different strategies in the firm's multi-asset class offerings, a role he assumed in July 2019. Gowlland joined Macquarie Investment Management (MIM) in May 2007 as vice president and senior quantitative analyst. Prior to joining the firm, he spent seven years working in fundamental equity research and corporate finance for Morgan Stanley and Commerzbank Securities, followed by two years as a quantitative strategist at Morgan Stanley and at State Street Global Markets. Gowlland holds a bachelor's degree in Chinese and Spanish from the University of Leeds (U.K.), a master's degree in development studies from Brown University, and another master's degree in international management from Thunderbird School of Global Management. He also spent several years in a Ph.D. program in political economy at Harvard University. Gowlland is a member of the CFA Institute, the CFA Society New York, the CFA Society of Philadelphia, and the Society of Quantitative Analysts.

Jens Hansen *Managing Director, Chief Investment Officer — Global Equity Team — Delaware VIP International Series*

Jens Hansen heads the firm's Global Equity team and is a portfolio manager for the team's strategies. He joined Macquarie Investment Management (MIM) in June 2018. Hansen has been a portfolio manager since 2001. Hansen started his career in 1982 with Spar Nord Bank, where he worked as an analyst and trader of bonds, equities, and derivatives. In 1994, he joined Nykredit Bank, where he worked as a bond trader. He attended the Aarhus School of Business where he gained a graduate diploma in business administration within finance and international trade.

Who manages the Series

Klaus Petersen, CFA *Portfolio Manager — Global Equity Team — Delaware VIP International Series*

Klaus Petersen is a portfolio manager for the firm's Global Equity team. He joined Macquarie Investment Management (MIM) in June 2018. Petersen has been a portfolio manager since 2006. Previously, he worked for ATP, Denmark's largest pension fund, beginning in 1999 as a senior portfolio manager and later in the role as team leader of the technology, media, and telecommunications team. He joined Codan Bank in 1996, first as a senior sales analyst and later as a senior portfolio manager. Between 1988 and 1996, Petersen worked for various brokers as an equity sales analyst. He started his career in 1984 as an administrator of pension pools at Faellesbanken in Denmark. Petersen attended the Copenhagen Business School where he gained a graduate diploma in business administration (financial and management accounting).

Claus Juul *Portfolio Manager — Global Equity Team — Delaware VIP International Series*
Claus Juul is a portfolio manager for the firm's Global Equity team. He joined Macquarie Investment Management (MIM) in June 2018. Juul has been a portfolio manager since 2004. Prior to that, he was an equity analyst at Spar Nord Bank before becoming vice president of the research department in 2001. He started his career in 1998 with Sydbank as an equity analyst. He attended the Aarhus School of Business where he gained a master's degree in economics and business administration.

Åsa Annerstedt *Portfolio Manager — Global Equity Team — Delaware VIP International Series*

Åsa Annerstedt is a portfolio manager for the firm's Global Equity team. She joined Macquarie Investment Management (MIM) in June 2018. Annerstedt has been a portfolio manager since 2013. Prior to that, she was a member of the investment committee of a European Union fund dedicated to the financing of companies. Between 1999 and 2009, she managed award-winning European Small Cap and Global Equity portfolios at SEB Asset Management in Denmark. She started her career in 1996 as a business controller and consultant in Sweden. Annerstedt attended Ecole Supérieure de Commerce in Paris and Marseille and earned a master's degree in finance and international trade from Lund University in Sweden.

The SAI provides additional information about each portfolio manager's compensation, other accounts managed by each portfolio manager, and each portfolio manager's ownership of Series shares.

Manager of managers structure

The Series and the Manager have received an exemptive order from the US Securities and Exchange Commission (SEC) to operate under a manager of managers structure that permits the Manager, with the approval of the Series' Board, to appoint and replace both affiliated and unaffiliated sub-advisors, and to enter into and make material amendments to the related

sub-advisory contracts on behalf of the Series without shareholder approval (Manager of Managers Structure). Under the Manager of Managers Structure, the Manager has ultimate responsibility, subject to oversight by the Board, for overseeing the Series' sub-advisors and recommending to the Board their hiring, termination, or replacement.

The Manager of Managers Structure enables the Series to operate with greater efficiency and without incurring the expense and delays associated with obtaining shareholder approvals for matters relating to sub-advisors or sub-advisory agreements. The Manager of Managers Structure does not permit an increase in the overall management and advisory fees payable by the Series without shareholder approval. Shareholders will be notified of the hiring of any new sub-advisor within 90 days of the hiring.

Who's who

The following describes the various organizations involved in managing, administering, and servicing the Series.

Board of trustees: A mutual fund is governed by a board of trustees, which has oversight responsibility for the management of the fund's business affairs. Trustees establish procedures and oversee and review the performance of the fund's service providers.

Investment manager and sub-advisor: An investment manager is a company with overall responsibility for the management of a fund's assets. A sub-advisor is a company generally responsible for the day-to-day management of the fund's assets or some portion thereof. The sub-advisor is selected and supervised by the investment manager. The investment manager or the sub-advisor (as applicable), as the case may be, is responsible for selecting portfolio investments consistent with the objective and policies stated in the mutual fund's prospectus. A written contract between a mutual fund and its investment manager specifies the services the investment manager performs and the fee the manager is entitled to receive.

Portfolio managers: Portfolio managers make investment decisions for individual portfolios.

Distributor: Delaware Distributors, L.P., 2005 Market Street, Philadelphia, PA 19103-7094
Shares of the Series are only sold to separate accounts of insurance companies used in connection with variable annuity or variable life products.

Custodian/fund accountant: The Bank of New York Mellon, 240 Greenwich Street, New York, NY 10286-0001
Mutual funds are legally required to protect their portfolio securities and most funds place them with a qualified bank custodian that segregates fund securities from other bank assets. The fund accountant provides services such as calculating a series' net asset value (NAV) and providing financial reporting for the series.

Important information about the Series

Share classes

The Series offers two classes of shares, Service Class and Standard Class. The two classes of shares are identical, except that Service Class shares are subject to distribution and service fees, or “Rule 12b-1” fees, which are described in the prospectus offering Service Class shares.

In addition, you may have received Standard Class shares as the result of a merger or reorganization of a predecessor fund.

Salesperson and life insurance company compensation

Your variable contract salesperson who sells your variable contract which invests in shares of the Series may be eligible to receive compensation for your investment in the Series. These amounts are paid by the Distributor to the life insurance companies with which your variable contract salesperson is associated.

Purchase and redemption of shares

Shares are sold only to separate accounts of life insurance companies at NAV (see “Valuation of shares”). Redemptions will be effected by the separate accounts at the NAV next determined after receipt of the order to meet obligations under the variable contracts. Contract owners do not deal directly with the Series with respect to the acquisition or redemption of Series shares. The Series has reserved the right to pay for redemptions with portfolio securities under certain conditions. A subsequent sale by the insurance company receiving a distribution in-kind could result in the payment of brokerage commissions and expose a contract owner to market risk until the securities are sold. See the SAI for more information on redemptions-in-kind.

Payments to intermediaries

The Distributor and/or its affiliates may pay additional compensation at their own expense and not as an expense of the Series to certain affiliated or unaffiliated participating insurance companies that sponsor your contract, brokers, dealers, or other financial intermediaries (Financial Intermediaries) in connection with the sale or retention of Series shares and/or insurance products that contain the Series and/or the servicing of current and prospective owners of variable contracts (distribution assistance). For example, the Distributor or its affiliates may pay additional compensation to participating insurance companies for providing information about Delaware VIP Trust (Trust) and its Series, the delivery of Trust documents and certain mailing and printing charges incurred by such insurance companies in connection with their services to variable contract owners. In addition, Financial Intermediaries may receive payments for various other purposes, including, but not limited to, promoting the sale of Series shares and the products that include Series shares; subaccounting, administrative,

or contract owner processing services; and for marketing and educational support data. Your salesperson may receive some or all of such payment. Such payments are in addition to any distribution fees, subaccounting fees, and/or service fees that may be payable by the Series. The additional payments may be based on factors, including level of sales (based on gross or net sales or some specified minimum sales or some other similar criteria related to sales of the Series and/or some or all other Delaware Funds), amount of assets invested by the Financial Intermediary's customers (which could include current or aged assets of the Series and/or some or all other Delaware Funds), the Series' advisory fees, some other agreed-upon amount, or other measures as determined from time to time by the Distributor or its affiliates. The level of payments made to a qualifying Financial Intermediary in any given year may vary. To the extent permitted by SEC and Financial Industry Regulatory Authority rules and other applicable laws and regulations, the Distributor may pay, or allow its affiliates to pay, other promotional incentives or payments to Financial Intermediaries.

Sub-transfer agent/recordkeeping payments may be made to third parties (including affiliates of the Manager) that provide sub-transfer agent, recordkeeping and/or shareholder services with respect to certain shareholder accounts, or to the shareholder account directly to offset the costs of these services, in lieu of the transfer agent providing such services.

If a mutual fund sponsor, distributor, or other party makes greater payments for distribution assistance to your Financial Intermediary with respect to distribution of Series shares than sponsors or distributors of other mutual funds make to your Financial Intermediary, your Financial Intermediary and its salespersons may have a financial incentive to favor sales of shares of the series making the higher payments (or the associated variable contract) over other investment options, including other variable contracts, shares of other mutual funds, or other investment options available under a particular variable contract. In addition, depending on the arrangements in place at any particular time, a Financial Intermediary may also have a financial incentive for recommending a particular share class over other share classes. You should consult with your Financial Intermediary and review carefully any disclosure provided by such Financial Intermediary as to compensation it receives in connection with investment products it recommends or sells to you and other investment options available. A significant purpose of these payments is to increase sales of the Series' shares and the products that include Series shares. The Manager or its affiliates may benefit from the Distributor's or an affiliate's payment of compensation to Financial Intermediaries through increased fees resulting from additional assets acquired through the sale of Series shares through such Financial Intermediaries. In certain instances, the payments could be significant and may cause a conflict of interest for your Financial Intermediary. Any such payments will not change the NAV or the price of the Series' shares.

Important information about the Series

Calculating share price

Delaware VIP Government Cash Management Series is offered for purchase, redemption, and exchange at a stable price of \$1.00 per share on each Business Day that the Series is open. Delaware VIP Government Cash Management Series is generally open on each Business Day that the New York Stock Exchange (NYSE) is open. We strive to manage the value of Delaware VIP Government Cash Management Series' securities to stabilize the Series' NAV at \$1.00 per share. Although we make every effort to maintain a stable price and NAV, there is no assurance that we will always be able to do so. We normally value Delaware VIP Government Cash Management Series' portfolio securities at amortized cost, which approximates market value.

With respect to all other Series, the price you pay for shares will depend on when we receive your purchase order. If your order is received by an authorized agent or us before the close of regular trading on the NYSE (normally 4:00pm Eastern time), you will pay that day's closing Series share price, which is based on the Series' NAV. If the NYSE has an unscheduled early close, we will continue to accept your order until that day's scheduled close of the NYSE and you will pay that day's closing Series share price. If your order is received after the scheduled close of regular trading on the NYSE, you will pay the next Business Day's closing Series share price. We reserve the right to reject any purchase order.

The Series determines the NAV per share at the close of regular trading on the NYSE on each Business Day (normally 4:00pm Eastern time). The Series does not calculate its NAV on days the NYSE is closed for trading. If the NYSE has an unscheduled early close, the Series' closing share price would still be determined as of that day's regularly scheduled close of the NYSE. The NAV per share for each Series is calculated by subtracting the liabilities of each Series from its total assets and dividing the resulting number by the number of shares outstanding for that Series. Foreign securities, currencies, and other assets denominated in foreign currencies are translated into US dollars at the exchange rate of these currencies against the US dollar, as provided by an independent pricing service. The Series generally prices securities and other assets for which market quotations are readily available at their market value. The value of foreign securities may change on days when a shareholder will not be able to purchase or redeem series shares because foreign markets are open at times and on days when US markets are not. The Series prices fixed income securities on the basis of valuations provided to it by an independent pricing service that uses methods approved by the Board. For all other securities, the Series uses methods approved by the Board that are designed to price securities at their fair market values.

Fair valuation

When the Series, other than Delaware VIP Government Cash Management Series, use fair value pricing, they may take into account any factors they deem appropriate. The Series may determine fair value based upon developments related to a specific security, current valuations of foreign stock indices (as reflected in US futures markets), and/or US sector or broad stock market indices. In determining whether market quotations are readily available or fair valuation will be used, various factors will be taken into consideration, such as market closures or suspension of trading in a security. The prices of securities used by the Series to calculate their NAV may differ from quoted or published prices for the same securities. Fair value pricing may involve subjective judgments and it is possible that the fair value determined for a security could be materially different than the value that could be realized upon the sale of that security.

The Series anticipate using fair value pricing for securities primarily traded on US exchanges only under very limited circumstances, such as the early closing of the exchange on which a security is traded or suspension of trading in the security. The Series may use fair value pricing more frequently for securities traded primarily in non-US markets because, among other things, most foreign markets close well before the Series value their securities, normally at 4:00pm Eastern time or the close of the NYSE. The earlier close of these foreign markets gives rise to the possibility that significant events, including broad market moves, may have occurred in the interim. To account for this, the Series may frequently value many foreign equity securities using fair value prices based on third-party vendor modeling tools to the extent available.

The Board has delegated responsibility for valuing the Series' assets to a Pricing Committee of the Manager, which operates under the policies and procedures approved by the Board and is subject to the Board's oversight.

Frequent trading of Series shares (market timing and disruptive trading)

The Series discourage purchases by market timers and purchase orders (including the purchase side of exchange orders) by contract owners identified as market timers may be rejected. The Board has adopted policies and procedures designed to detect, deter, and prevent trading activity detrimental to the Series and their contract owners, such as market timing and disruptive trading. The Series will consider anyone who follows a pattern of market timing in any Delaware Fund or the Optimum Fund Trust to be a market timer and may consider anyone who has followed a similar pattern of market timing at an unaffiliated fund family to be a market timer.

Important information about the Series

Market timing of a series occurs when investors make consecutive, rapid, short-term “round trips” — that is, purchases into a series followed quickly by redemptions out of that series. A short-term round trip is considered any redemption of series shares within 20 Business Days of a purchase of that series’ shares. If you make a second such short-term round trip in a series within 90 rolling calendar days of a previous short-term round trip in that series, you may be considered a market timer. In determining whether market timing has occurred, the Series consider short-term round trips to include rapid purchases and sales of Series shares through the exchange privilege. The Series reserve the right to consider other trading patterns to be market timing.

Your ability to use the Series’ exchange privilege may be limited if you are identified as a market timer. If you are identified as a market timer, the Series will execute the redemption side of your exchange order but may refuse the purchase side of your exchange order. The Series reserve the right to restrict or reject, without prior notice, any purchase order or exchange order for any reason, including any purchase order or exchange order accepted by any contract owner’s financial intermediary or in any omnibus-type account. Transactions placed in violation of the Series’ market timing policy are not necessarily deemed accepted by the Series and may be rejected by a Series on the next Business Day following receipt by a Series.

Redemptions will continue to be permitted in accordance with the Series’ then-current Prospectus. A redemption of shares under these circumstances could be costly to a contract owner if, for example, the shares have declined in value, or the sale results in adverse tax consequences. To avoid this risk, a contract owner should carefully monitor the purchases, sales, and exchanges of Series shares and avoid frequent trading in Series shares.

Each Series reserves the right to modify this policy at any time without notice, including modifications to a Series’ monitoring procedures and the procedures to close accounts to new purchases. Although the implementation of this policy involves certain judgments that are inherently subjective and may be selectively applied, the Series seek to make judgments and applications that are consistent with the interests of each Series’ contract owners. While the Series will take actions designed to detect and prevent market timing, there can be no assurance that such trading activity will be completely eliminated. Moreover, a Series’ market timing policy does not require the Series to take action in response to frequent trading activity. If a Series elects not to take any action in response to frequent trading, such frequent trading activity could continue.

Risks of market timing

By realizing profits through short-term trading, contract owners who engage in rapid purchases and sales or exchanges of the Series' shares dilute the value of shares held by long-term contract owners. Volatility resulting from excessive purchases and sales or exchanges of Series shares, especially involving large dollar amounts, may disrupt efficient portfolio management. In particular, a Series may have difficulty implementing its long-term investment strategies if it is forced to maintain a higher level of its assets in cash to accommodate significant short-term trading activity. Excessive purchases and sales or exchanges of a Series' shares may also force a Series to sell portfolio securities at inopportune times to raise cash to accommodate short-term trading activity. This could adversely affect a Series' performance, if, for example, a Series incurs increased brokerage costs and realization of capital gains without attaining any investment advantage.

Any series may be subject to disruptive trading activity. However, a series that invests significantly in foreign securities may be particularly susceptible to short-term trading strategies. This is because foreign securities are typically traded on markets that close well before the time a series calculates its NAV (normally 4:00pm Eastern time or the close of the NYSE). Developments that occur between the closing of the foreign market and a series' NAV calculation may affect the value of these foreign securities. The time-zone differences among international stock markets can allow a contract owner engaging in a short-term trading strategy to exploit differences in series share prices that are based on closing prices of foreign securities established some time before a series calculates its own share price.

Any series that invests in securities that are thinly traded, traded infrequently, or relatively illiquid has the risk that the securities prices used to calculate the series' NAV may not accurately reflect current market values. A contract owner may seek to engage in short-term trading to take advantage of these pricing differences. Series that may be adversely affected by such arbitrage include, in particular, series that significantly invest in small-cap securities, technology, and other specific industry sector securities, and in certain fixed income securities, such as high yield bonds, asset-backed securities, or municipal bonds.

Transaction monitoring procedures

Each Series, through its transfer agent, maintains surveillance procedures designed to detect excessive or short-term trading in Series shares. This monitoring process involves several factors, which include scrutinizing transactions in Series shares for violations of the Series' market timing policy or other patterns of short-term or excessive trading. For purposes of these transaction monitoring procedures, the Series may consider trading activity by multiple accounts under common ownership, control, or influence to be trading by a single entity.

Important information about the Series

Trading activity identified by these factors, or as a result of any other available information, will be evaluated to determine whether such activity might constitute market timing. These procedures may be modified from time to time to help improve the detection of excessive or short-term trading or to address other concerns. Such changes may be necessary or appropriate, for example, to deal with issues specific to certain retirement plans; plan exchange limits; US Department of Labor regulations; certain automated or pre-established exchange, asset-allocation, or dollar-cost-averaging programs; or omnibus account arrangements.

Omnibus account arrangements are common forms of holding shares of the Series, particularly among certain broker/dealers and other financial intermediaries, including sponsors of retirement plans and variable insurance products. The Series will attempt to have financial intermediaries apply the Series' monitoring procedures to these omnibus accounts and to the individual participants in such accounts. However, to the extent that a financial intermediary is not able or willing to monitor or enforce the Series' frequent trading policy with respect to an omnibus account, the Series' transfer agent may work with certain intermediaries (such as investment dealers holding shareholder accounts in street name, retirement plan recordkeepers, insurance company separate accounts, and bank trust companies) to apply their own procedures, provided that the Series' transfer agent believes the intermediary's procedures are reasonably designed to enforce the Series' frequent trading policies. You should refer to disclosures provided by the intermediaries with which you have an account to determine the specific trading restrictions that apply to you. If the Series' transfer agent identifies any activity that may constitute frequent trading, it reserves the right to contact the intermediary and request that the intermediary either provide information regarding an account owner's transactions or restrict the account owner's trading. If the Series' transfer agent is not satisfied that the intermediary has taken appropriate action, the transfer agent may terminate the intermediary's ability to transact in Series shares.

Limitations on ability to detect and curtail market timing

Contract owners seeking to engage in market timing may employ a variety of strategies to avoid detection and, despite the efforts of the Series and their agents to detect market timing in Series shares, there is no guarantee that the Series will be able to identify these contract owners or curtail their trading practices. In particular, the Series may not be able to detect market timing attributable to a particular investor who effects purchase, redemption, and/or exchange activity in Series shares through omnibus accounts. The difficulty of detecting market timing may be further compounded if these entities utilize multiple tiers or omnibus accounts.

Dividends, distributions, and taxes

Dividends and distributions. The Series intends to qualify each year as a regulated investment company under the Internal Revenue Code of 1986, as amended. As a regulated investment company, the Series generally pays no federal income tax on the income and gains it distributes to the insurance company separate accounts. The Series expects to declare and distribute all of its net investment income, if any, as dividends daily for Delaware VIP Government Cash Management Series (distribute monthly) and annually for Delaware VIP Covered Call Strategy Series, Delaware VIP Fund for Income Series, Delaware VIP Growth Equity Series, Delaware VIP Equity Income Series, Delaware VIP Growth and Income Series, Delaware VIP Opportunity Series, Delaware VIP Limited Duration Bond Series, Delaware VIP Special Situations Series, Delaware VIP International Series, Delaware VIP Total Return Series and Delaware VIP Investment Grade Series. The Series will distribute net realized capital gains, if any, annually following the close of its fiscal year. The Series may distribute such income dividends and capital gains more frequently, if necessary, in order to reduce or eliminate federal excise or income taxes on the Series. The amount of any distribution will vary, and there is no guarantee the Series will pay either an income dividend or a capital gains distribution. At the election of the insurance companies issuing the variable contracts, dividends and distributions are automatically reinvested at NAV in additional shares of the Series.

Tax considerations. Shares of the Series must be purchased through separate accounts used to fund variable contracts. As a result, it is anticipated that any income dividends or capital gains distributed by the Series will be exempt from current taxation by contract holders if left to accumulate within a separate account. Withdrawals from such contracts may be subject to ordinary income tax and, if such withdrawal is made before age 59½, a 10% penalty tax. Investors should ask their own tax advisors for more information on their tax situation, including possible state or local taxes. For more information on taxes, please refer to the accompanying prospectus of the annuity or life insurance program through which shares of the Series are offered.

Please refer to the SAI for more information regarding the tax treatment of the Series.

This discussion of “Dividends, distributions, and taxes” is not intended or written to be used as tax advice. Contract owners should consult their own tax professional about their tax situation.

Certain management considerations

Investments by fund of funds and similar investment vehicles

Certain fund of funds and pooled vehicles, whose shareholders are limited to insurance companies' investment accounts, may invest in the Series. From time to time, they may place large purchase or redemption orders with the Series due to their allocation or rebalancing requirements. While it is impossible to predict the overall impact of these transactions over time, there could be adverse effects on portfolio management. For example, the Series may be required to sell securities or invest cash at times when it would not otherwise do so. These transactions could also have tax consequences if sales of securities result in gains, and could also increase transaction costs or portfolio turnover.

Financial highlights

Delaware VIP® Covered Call Strategy Series

The Series commenced operations after the close of business on Oct. 4, 2019. The financial highlights information presented for each Series is the financial history of the corresponding Predecessor Series which was reorganized into the corresponding Series after the close of business on Oct. 4, 2019. The financial highlights tables are intended to help you understand each Predecessor Series' financial performance for the past five years or, if shorter, the period of operations of the Predecessor Series or any of its share Classes and the six month period ended June 30, 2019. Certain information reflects financial results for a single Predecessor Series share.

Standard Class shares

Net asset value, beginning of period

Income (loss) from investment operations:

Net investment income

Net realized and unrealized gain (loss)

Total from investment operations

Less dividends and distributions from:

Net investment income

Net realized gains

Total distributions

Net asset value, end of period

Total return*

Ratios and supplemental data:

Net assets, end of period (000 omitted)

Ratio of expenses to average net assets prior to fee credits***

Ratio of net investment income to average net assets

Ratio of expenses to average net assets prior to fees waived***

Ratio of net investment income (loss) to average net assets prior to fees waived

Portfolio turnover

* The effect of fees and charges incurred at the separate account level are not reflected in these performance figures.

** Net of expenses waived or assumed by the investment adviser (Note 4).

***The ratios do not include a reduction of expenses from cash balances maintained with the Bank of New York Mellon or from brokerage service arrangements (Note 1G).

† Annualized

The total returns in the table represent the rate that an investor would have earned or lost on an investment in the Predecessor Series (assuming reinvestment of all dividends and distributions). The information has been audited by Tait, Weller & Baker LLP, the Predecessor Series' independent registered public accounting firm, whose report, along with the Series' financial statements, are included in the Predecessor Series' annual report. Any Note referenced in the footnotes to the financial highlights tables can be found in the Predecessor Funds' most recent annual or semi-annual report.

	Six months ended 6/30/19 ^(c)	12/31/18	Year ended 12/31/17	5/2/16 ^(b) to 12/31/16
	\$10.37	\$11.65	\$10.53	\$10.00
	0.08 ^(a)	0.16 ^(a)	0.14 ^(a)	0.07 ^(a)
	<u>1.35</u>	<u>(1.31)</u>	<u>1.02</u>	<u>0.46</u>
	<u>1.43</u>	<u>(1.15)</u>	<u>1.16</u>	<u>0.53</u>
	0.12	0.13	0.04	—
	<u>—</u>	<u>—</u>	<u>—</u>	<u>—</u>
	<u>0.12</u>	<u>0.13</u>	<u>0.04</u>	<u>—</u>
	<u>\$11.68</u>	<u>\$10.37</u>	<u>\$11.65</u>	<u>\$10.53</u>
	13.86% ^{††}	(9.99%)	11.07%	5.30% ^{††}
	\$22	\$17	\$11	\$10
	0.93% [†]	0.98%	1.06%	1.73% [†]
	1.41% [†]	1.44%	1.26%	0.97% [†]
	<u>—</u>	<u>—</u>	<u>—</u>	<u>—</u>
	<u>—</u>	<u>—</u>	<u>—</u>	<u>—</u>
	30% ^{††}	87%	143%	96% ^{††}

†† Not annualized

^(a) Based on average shares during the period.

^(b) For the period May 2, 2016 (commencement of operations) to Dec. 31, 2016.

^(c) For the period Jan. 1, 2019 to June 30, 2019.

Financial highlights

Delaware VIP® Fund for Income Series

Standard Class shares

Net asset value, beginning of period

Income (loss) from investment operations:

Net investment income
Net realized and unrealized gain (loss)
Total from investment operations

Less dividends and distributions from:

Net investment income
Net realized gains
Total distributions

Net asset value, end of period

Total return*

Ratios and supplemental data:

Net assets, end of period (000 omitted)
Ratio of expenses to average net assets prior to fee credits***
Ratio of net investment income to average net assets
Ratio of expenses to average net assets prior to fees waived***
Ratio of net investment income (loss) to average net assets prior to fees waived
Portfolio turnover

* The effect of fees and charges incurred at the separate account level are not reflected in these performance figures.

** Net of expenses waived or assumed by the investment adviser (Note 4).

***The ratios do not include a reduction of expenses from cash balances maintained with the Bank of New York Mellon or from brokerage service arrangements (Note 1G).

† Annualized

†† Not annualized

(a) Based on average shares during the period.

(b) For the period Jan. 1, 2019 to June 30, 2019.

	Year ended				
Six months ended 6/30/19 ^(b)	12/31/18	12/31/17	12/31/16	12/31/15	12/31/14
\$5.96	\$6.45	\$6.36	\$6.07	\$6.53	\$6.84
0.16 ^(a)	0.30 ^(a)	0.30 ^(a)	0.30 ^(a)	0.30 ^(a)	0.34
0.37	(0.46)	0.12	0.34	(0.40)	(0.28)
<u>0.53</u>	<u>(0.16)</u>	<u>0.42</u>	<u>0.64</u>	<u>(0.10)</u>	<u>0.06</u>
0.34	0.33	0.33	0.35	0.36	0.37
<u>—</u>	<u>—</u>	<u>—</u>	<u>—</u>	<u>—</u>	<u>—</u>
<u>0.34</u>	<u>0.33</u>	<u>0.33</u>	<u>0.35</u>	<u>0.36</u>	<u>0.37</u>
<u>\$6.15</u>	<u>\$5.96</u>	<u>\$6.45</u>	<u>\$6.36</u>	<u>\$6.07</u>	<u>\$6.53</u>
9.05% ^{††}	(2.58%)	6.82%	11.12%	(1.85%)	0.79%
\$108	\$100	\$106	\$101	\$95	\$99
0.82% [†]	0.91%	0.89%	0.89%	0.86%	0.85%
5.21% [†]	4.93%	4.70%	4.85%	4.86%	4.88%
<u>—</u>	<u>—</u>	<u>—</u>	<u>—</u>	<u>—</u>	<u>—</u>
<u>—</u>	<u>—</u>	<u>—</u>	<u>—</u>	<u>—</u>	<u>—</u>
36% ^{††}	73%	66%	56%	45%	41%

Financial highlights

Delaware VIP® Growth Equity Series

Standard Class shares

Net asset value, beginning of period

Income (loss) from investment operations:

Net investment income (loss)

Net realized and unrealized gain (loss)

Total from investment operations

Less dividends and distributions from:

Net investment income

Net realized gains

Total distributions

Net asset value, end of period

Total return*

Ratios and supplemental data:

Net assets, end of period (000 omitted)

Ratio of expenses to average net assets prior to fee credits***

Ratio of net investment income (loss) to average net assets

Ratio of expenses to average net assets prior to fees waived***

Ratio of net investment income (loss) to average net assets prior to fees waived

Portfolio turnover

* The effect of fees and charges incurred at the separate account level are not reflected in these performance figures.

** Net of expenses waived or assumed by the investment adviser (Note 4).

***The ratios do not include a reduction of expenses from cash balances maintained with the Bank of New York Mellon or from brokerage service arrangements (Note 1G).

† Annualized

†† Not annualized

(a) Based on average shares during the period.

(b) For the period Jan. 1, 2019 to June 30, 2019.

	Year ended				
Six months ended 6/30/19 ^(b)	12/31/18	12/31/17	12/31/16	12/31/15	12/31/14
\$14.14	\$15.87	\$13.37	\$13.98	\$14.34	\$12.69
0.05 ^(a)	0.05 ^(a)	0.06 ^(a)	0.08 ^(a)	0.09 ^(a)	0.05
1.91	(0.57)	3.97	0.36	0.38	1.66
<u>1.96</u>	<u>(0.52)</u>	<u>4.03</u>	<u>0.44</u>	<u>0.47</u>	<u>1.71</u>
0.05	0.06	0.08	0.09	0.05	0.05
0.91	1.15	1.45	0.96	0.78	0.01
<u>0.96</u>	<u>1.21</u>	<u>1.53</u>	<u>1.05</u>	<u>0.83</u>	<u>0.06</u>
\$15.14	\$14.14	\$15.87	\$13.37	\$13.98	\$14.34
13.89% ^{††}	(3.79%)	32.80%	4.04%	3.21%	13.53%
\$87	\$74	\$70	\$52	\$48	\$44
0.81% [†]	0.81%	0.81%	0.83%	0.83%	0.83%
0.63% [†]	0.34%	0.40%	0.61%	0.65%	0.43%
—	—	—	—	—	—
—	—	—	—	—	—
23% ^{††}	31%	52%	64%	43%	37%

Financial highlights

Delaware VIP® Equity Income Series

Standard Class shares

Net asset value, beginning of period

Income (loss) from investment operations:

Net investment income
Net realized and unrealized gain (loss)
Total from investment operations

Less dividends and distributions from:

Net investment income
Net realized gains
Total distributions

Net asset value, end of period

Total return*

Ratios and supplemental data:

Net assets, end of period (000 omitted)
Ratio of expenses to average net assets prior to fee credits***
Ratio of net investment income to average net assets
Ratio of expenses to average net assets prior to fees waived***
Ratio of net investment income (loss) to average net assets prior to fees waived
Portfolio turnover

* The effect of fees and charges incurred at the separate account level are not reflected in these performance figures.
** Net of expenses waived or assumed by the investment adviser (Note 4).
***The ratios do not include a reduction of expenses from cash balances maintained with the Bank of New York Mellon or from brokerage service arrangements (Note 1G).
† Annualized
†† Not annualized
(a) Based on average shares during the period.
(b) For the period Jan. 1, 2019 to June 30, 2019.

	Year ended				
Six months ended 6/30/19 ^(b)	12/31/18	12/31/17	12/31/16	12/31/15	12/31/14
\$20.61	\$23.64	\$21.36	\$20.01	\$21.29	\$20.89
0.21 ^(a)	0.66 ^(a)	0.40 ^(a)	0.42 ^(a)	0.40 ^(a)	0.35
<u>2.41</u>	<u>(2.57)</u>	<u>2.81</u>	<u>2.03</u>	<u>(0.58)</u>	<u>1.28</u>
<u>2.62</u>	<u>(1.91)</u>	<u>3.21</u>	<u>2.45</u>	<u>(0.18)</u>	<u>1.63</u>
0.68	0.43	0.42	0.40	0.35	0.36
<u>1.91</u>	<u>0.69</u>	<u>0.51</u>	<u>0.70</u>	<u>0.75</u>	<u>0.87</u>
<u>2.59</u>	<u>1.12</u>	<u>0.93</u>	<u>1.10</u>	<u>1.10</u>	<u>1.23</u>
<u>\$20.64</u>	<u>\$20.61</u>	<u>\$23.64</u>	<u>\$21.36</u>	<u>\$20.01</u>	<u>\$21.29</u>
(13.22%) ^{††}	(8.42%)	15.52%	13.28%	(1.03%)	8.26%
\$126	\$114	\$130	\$117	\$107	\$110
0.81% [†]	0.81%	0.80%	0.81%	0.81%	0.81%
2.03% [†]	2.92%	1.81%	2.09%	1.97%	1.76%
—	—	—	—	—	—
—	—	—	—	—	—
26% ^{††}	50%	18%	20%	24%	25%

Financial highlights

Delaware VIP® Government Cash Management Series^(d)

Standard Class shares

Net asset value, beginning of period

Income (loss) from investment operations:

Net investment income

Net realized and unrealized gain (loss)

Total from investment operations

Less dividends and distributions from:

Net investment income

Net realized gains

Total distributions

Net asset value, end of period

Total return*

Ratios and supplemental data:

Net assets, end of period (000 omitted)

Ratio of expenses to average net assets prior to fee credits***

Ratio of net investment income to average net assets

Ratio of expenses to average net assets prior to fees waived***

Ratio of net investment income (loss) to average net assets prior to fees waived

Portfolio turnover

* The effect of fees and charges incurred at the separate account level are not reflected in these performance figures.

** Net of expenses waived or assumed by the investment adviser (Note 4).

***The ratios do not include a reduction of expenses from cash balances maintained with the Bank of New York Mellon or from brokerage service arrangements (Note 1G).

† Annualized

†† Not annualized

^(a) Based on average shares during the period.

^(b) For each of the periods shown, FIMCO voluntarily waived advisory fees to limit the Series' overall expense ratio to .60% and waived additional advisory fees and assumed other expenses to prevent a negative yield on the Series' shares (Note 4).

	Year ended				
Six months ended 6/30/19 ^(e)	12/31/18	12/31/17	12/31/16	12/31/15	12/31/14
\$1.00	\$1.00	\$1.00	\$1.00	\$1.00	\$1.00
0.01 ^(a)	0.01 ^(a)	— ^(a)	— ^(a)	— ^(a)	—
—	—	—	—	—	—
0.01	0.01	—	—	—	—
0.01	0.01	0.00 ^(c)	—	—	—
—	—	—	—	—	—
0.01	0.01	0.00 ^(c)	—	—	—
\$1.00	\$1.00	\$1.00	\$1.00	\$1.00	\$1.00
0.83% ^{††}	1.24%	0.26%	0.00%	0.00%	0.00%
\$10	\$12	\$9	\$10	\$14	\$10
0.77% ^{(b)†}	0.60% ^(b)	0.60% ^(b)	0.38% ^(b)	0.13% ^(b)	0.08% ^(b)
1.66% [†]	1.26%	0.25%	0.00%	0.00%	0.00%
0.88% [†]	1.06%	1.19%	1.15%	1.09%	0.99%
1.55% [†]	0.80%	(0.34%)	(0.78%)	(0.96%)	(0.91%)
—	—	—	—	—	—

^(c) Due to rounding, amount is less than .005 per share.

^(d) Prior to Oct. 3, 2016, known as Cash Management Fund.

^(e) For the period Jan. 1, 2019 to June 30, 2019.

Financial highlights

Delaware VIP® Growth and Income Series

Standard Class shares

Net asset value, beginning of period

Income (loss) from investment operations:

Net investment income

Net realized and unrealized gain (loss)

Total from investment operations

Less dividends and distributions from:

Net investment income

Net realized gains

Total distributions

Net asset value, end of period

Total return*

Ratios and supplemental data:

Net assets, end of period (000 omitted)

Ratio of expenses to average net assets prior to fee credits***

Ratio of net investment income to average net assets

Ratio of expenses to average net assets prior to fees waived***

Ratio of net investment income (loss) to average net assets prior to fees waived

Portfolio turnover

* The effect of fees and charges incurred at the separate account level are not reflected in these performance figures.

** Net of expenses waived or assumed by the investment adviser (Note 4).

***The ratios do not include a reduction of expenses from cash balances maintained with the Bank of New York Mellon or from brokerage service arrangements (Note 1G).

† Annualized

†† Not annualized

(a) Based on average shares during the period.

(b) For the period Jan. 1, 2019 to June 30, 2019.

	Year ended				
Six months ended 6/30/19 ^(b)	12/31/18	12/31/17	12/31/16	12/31/15	12/31/14
\$41.84	\$49.45	\$44.18	\$43.11	\$47.43	\$44.89
0.34 ^(a)	0.72 ^(a)	0.66 ^(a)	0.69 ^(a)	0.60 ^(a)	0.54
<u>5.68</u>	<u>(5.48)</u>	<u>7.09</u>	<u>3.08</u>	<u>(1.87)</u>	<u>2.82</u>
<u>6.02</u>	<u>(4.76)</u>	<u>7.75</u>	<u>3.77</u>	<u>(1.27)</u>	<u>3.36</u>
0.74	0.68	0.71	0.61	0.55	0.53
<u>7.53</u>	<u>2.17</u>	<u>1.77</u>	<u>2.09</u>	<u>2.50</u>	<u>0.29</u>
<u>8.27</u>	<u>2.85</u>	<u>2.48</u>	<u>2.70</u>	<u>3.05</u>	<u>0.82</u>
<u>\$39.59</u>	<u>\$41.84</u>	<u>\$49.45</u>	<u>\$44.18</u>	<u>\$43.11</u>	<u>\$47.43</u>
15.37% ^{††}	(10.17%)	18.28%	9.88%	(3.12%)	7.65%
\$503	\$449	\$532	\$475	\$457	\$493
0.78% [†]	0.77%	0.78%	0.79%	0.78%	0.78%
1.70% [†]	1.54%	1.45%	1.67%	1.33%	1.18%
—	—	—	—	—	—
—	—	—	—	—	—
30% ^{††}	58%	17%	21%	23%	21%

Financial highlights

Delaware VIP® Opportunity Series

Standard Class shares

Net asset value, beginning of period

Income (loss) from investment operations:

Net investment income (loss)

Net realized and unrealized gain (loss)

Total from investment operations

Less dividends and distributions from:

Net investment income

Net realized gains

Total distributions

Net asset value, end of period

Total return*

Ratios and supplemental data:

Net assets, end of period (000 omitted)

Ratio of expenses to average net assets prior to fee credits***

Ratio of net investment income (loss) to average net assets

Ratio of expenses to average net assets prior to fees waived***

Ratio of net investment income (loss) to average net assets prior to fees waived

Portfolio turnover

* The effect of fees and charges incurred at the separate account level are not reflected in these performance figures.

** Net of expenses waived or assumed by the investment adviser (Note 4).

*** The ratios do not include a reduction of expenses from cash balances maintained with the Bank of New York Mellon or from brokerage service arrangements (Note 1G).

† Annualized

†† Not annualized

(a) Based on average shares during the period.

(b) For the period Jan. 1, 2019 to June 30, 2019.

	Year ended				
Six months ended 6/30/19 ^(b)	12/31/18	12/31/17	12/31/16	12/31/15	12/31/14
\$15.58	\$18.76	\$15.87	\$14.73	\$14.88	\$14.08
0.06 ^(a)	0.24 ^(a)	0.10 ^(a)	0.12 ^(a)	0.08 ^(a)	0.03
2.94	(3.08)	2.90	1.09	(0.20)	0.78
3.00	(2.84)	3.00	1.21	(0.12)	0.81
0.23	0.10	0.11	0.07	0.03	—
0.45	0.24	—	—	—	0.01
0.68	0.34	0.11	0.07	0.03	0.01
\$17.90	\$15.58	\$18.76	\$15.87	\$14.73	\$14.88
19.43% ^{††}	(15.38%)	19.00%	8.26%	(0.81%)	5.73%
\$78	\$64	\$70	\$53	\$40	\$27
0.83% [†]	0.83%	0.84%	0.87%	0.89%	1.01%
0.68% [†]	1.34%	0.59%	0.83%	0.53%	0.31%
—	—	—	—	—	—
—	—	—	—	—	—
21% ^{††}	59%	30%	31%	45%	31%

Financial highlights

Delaware VIP® Limited Duration Bond Series^(c)

Standard Class shares

Net asset value, beginning of period

Income (loss) from investment operations:

Net investment income (loss)

Net realized and unrealized gain (loss)

Total from investment operations

Less dividends and distributions from:

Net investment income

Net realized gains

Total distributions

Net asset value, end of period

Total return*

Ratios and supplemental data:

Net assets, end of period (000 omitted)

Ratio of expenses to average net assets prior to fee credits***

Ratio of net investment income (loss) to average net assets

Ratio of expenses to average net assets prior to fees waived***

Ratio of net investment income (loss) to average net assets prior to fees waived

Portfolio turnover

* The effect of fees and charges incurred at the separate account level are not reflected in these performance figures.

** Net of expenses waived or assumed by the investment adviser (Note 4).

*** The ratios do not include a reduction of expenses from cash balances maintained with the Bank of New York Mellon or from brokerage service arrangements (Note 1G).

† Annualized

†† Not annualized

Six months ended 6/30/19 ^(d)	12/31/18	12/31/17	12/31/16	Year ended 12/31/15	Six months ended 12/31/14 ^(b)
\$9.34	\$9.61	\$9.66	\$9.69	\$9.74	\$10.00
0.12 ^(a)	0.05 ^(a)	0.10 ^(a)	(0.03) ^(a)	0.01 ^(a)	(0.13)
<u>0.18</u>	<u>(0.07)</u>	<u>0.02</u>	<u>0.09</u>	<u>(0.06)</u>	<u>(0.13)</u>
<u>0.30</u>	<u>(0.02)</u>	<u>0.12</u>	<u>0.06</u>	<u>(0.05)</u>	<u>(0.26)</u>
0.06	0.25	0.17	0.09	—	—
<u>—</u>	<u>—</u>	<u>—</u>	<u>—</u>	<u>—</u>	<u>—</u>
<u>0.06</u>	<u>0.25</u>	<u>0.17</u>	<u>0.09</u>	<u>—</u>	<u>—</u>
<u>\$9.58</u>	<u>\$9.34</u>	<u>\$9.61</u>	<u>\$9.66</u>	<u>\$9.69</u>	<u>\$9.74</u>
3.23% ⁺⁺	(0.22%)	1.26%	0.64%	(0.51%)	(2.60%) ⁺⁺
\$34	\$34	\$7	\$8	\$6	\$3
0.75% [†]	1.15%	1.01%	1.06%	1.44%	5.82% [†]
2.46% [†]	0.49%	1.09%	(0.34%)	0.11%	(4.25%) [†]
0.90% [†]	1.30%	1.16%	1.21%	1.59%	5.97% [†]
2.31% [†]	0.34%	0.94%	(0.49%)	(0.04%)	(4.40%) [†]
13% ⁺⁺	268%	82%	78%	94%	11% ⁺⁺

^(a) Based on average shares during the period.

^(b) For the period July 1, 2014 (commencement of operations) to Dec. 31, 2014.

^(c) Prior to Jan. 31, 2018, known as Limited Duration High Quality Bond Fund.

^(d) For the period Jan. 1, 2019 to June 30, 2019.

Financial highlights

Delaware VIP® Special Situations Series

Standard Class shares

Net asset value, beginning of period

Income (loss) from investment operations:

Net investment income (loss)
Net realized and unrealized gain (loss)
Total from investment operations

Less dividends and distributions from:

Net investment income
Net realized gains
Total distributions

Net asset value, end of period

Total return*

Ratios and supplemental data:

Net assets, end of period (000 omitted)
Ratio of expenses to average net assets prior to fee credits***
Ratio of net investment income (loss) to average net assets
Ratio of expenses to average net assets prior to fees waived***
Ratio of net investment income (loss) to average net assets prior to fees waived
Portfolio turnover

* The effect of fees and charges incurred at the separate account level are not reflected in these performance figures.
** Net of expenses waived or assumed by the investment adviser (Note 4).
*** The ratios do not include a reduction of expenses from cash balances maintained with the Bank of New York Mellon or from brokerage service arrangements (Note 1G).
† Annualized
†† Not annualized
(a) Based on average shares during the period.
(b) For the period Jan. 1, 2019 to June 30, 2019.

	Year ended				
Six months ended 6/30/19 ^(b)	12/31/18	12/31/17	12/31/16	12/31/15	12/31/14
\$28.86	\$40.08	\$34.64	\$32.40	\$34.22	\$38.97
0.14 ^(a)	0.23 ^(a)	0.15 ^(a)	0.33 ^(a)	0.18 ^(a)	0.22
3.41	(6.17)	6.06	4.28	(0.27)	1.82
3.55	(5.94)	6.21	4.61	(0.09)	2.04
0.22	0.18	0.33	0.18	0.22	0.18
2.15	5.10	0.44	2.19	1.51	6.61
2.37	5.28	0.77	2.37	1.73	6.79
\$30.04	\$28.86	\$40.08	\$34.64	\$32.40	\$34.22
12.25% ^{††}	(16.60%)	18.26%	16.10%	(0.52%)	6.30%
\$234	\$210	\$256	\$224	\$202	\$209
0.81% [†]	0.80%	0.80%	0.81%	0.80%	0.80%
0.94% [†]	0.65%	0.40%	1.06%	0.52%	0.66%
—	—	—	—	—	—
—	—	—	—	—	—
27% ^{††}	54%	38%	31%	46%	41%

Financial highlights

Delaware VIP® International Series

Standard Class shares

Net asset value, beginning of period

Income (loss) from investment operations:

Net investment income

Net realized and unrealized gain (loss)

Total from investment operations

Less dividends and distributions from:

Net investment income

Net realized gains

Total distributions

Net asset value, end of period

Total return*

Ratios and supplemental data:

Net assets, end of period (000 omitted)

Ratio of expenses to average net assets prior to fee credits***

Ratio of net investment income to average net assets

Ratio of expenses to average net assets prior to fees waived***

Ratio of net investment income (loss) to average net assets prior to fees waived

Portfolio turnover

* The effect of fees and charges incurred at the separate account level are not reflected in these performance figures.

** Net of expenses waived or assumed by the investment adviser (Note 4).

*** The ratios do not include a reduction of expenses from cash balances maintained with the Bank of New York Mellon or from brokerage service arrangements (Note 1G).

† Annualized

†† Not annualized

(a) Based on average shares during the period.

(b) For the period Jan. 1, 2019 to June 30, 2019.

	Year ended				
Six months ended 6/30/19 ^(b)	12/31/18	12/31/17	12/31/16	12/31/15	12/31/14
\$22.08	\$26.57	\$20.22	\$21.38	\$20.88	\$20.62
0.16 ^(a)	0.21 ^(a)	0.22 ^(a)	0.27 ^(a)	0.26 ^(a)	0.23
3.79	(3.29)	6.38	(1.17)	0.47	0.26
3.95	(3.08)	6.60	(0.90)	0.73	0.49
0.19	0.21	0.25	0.26	0.23	0.23
2.04	1.20	—	—	—	—
2.23	1.41	0.25	0.26	0.23	0.23
\$23.80	\$22.08	\$26.57	\$20.22	\$21.38	\$20.88
18.91% ^{††}	(12.16%)	32.96%	(4.20%)	3.49%	2.39%
\$166	\$142	\$160	\$124	\$134	\$131
0.86% [†]	0.86%	0.84%	0.87%	0.87%	0.92%
1.41% [†]	0.84%	0.90%	1.28%	1.22%	1.10%
—	—	—	—	—	—
—	—	—	—	—	—
36% ^{††}	50%	29%	37%	27%	28%

Financial highlights

Delaware VIP® Total Return Series

Standard Class shares

Net asset value, beginning of period

Income (loss) from investment operations:

Net investment income
Net realized and unrealized gain (loss)
Total from investment operations

Less dividends and distributions from:

Net investment income
Net realized gains
Total distributions

Net asset value, end of period

Total return*

Ratios and supplemental data:

Net assets, end of period (000 omitted)
Ratio of expenses to average net assets prior to fee credits***
Ratio of net investment income to average net assets
Ratio of expenses to average net assets prior to fees waived***
Ratio of net investment income to average net assets prior to fees waived
Portfolio turnover

* The effect of fees and charges incurred at the separate account level are not reflected in these performance figures.
** Net of expenses waived or assumed by the investment adviser (Note 4).
*** The ratios do not include a reduction of expenses from cash balances maintained with the Bank of New York Mellon or from brokerage service arrangements (Note 1G).
† Annualized
†† Not annualized
(a) Based on average shares during the period.
(b) For the period Jan. 1, 2019 to June 30, 2019.

	Year ended				
Six months ended 6/30/19 ^(b)	12/31/18	12/31/17	12/31/16	12/31/15	12/31/14
\$12.50	\$13.83	\$12.58	\$11.98	\$12.30	\$11.62
0.11 ^(a)	0.24 ^(a)	0.18 ^(a)	0.18 ^(a)	0.15 ^(a)	0.09
<u>1.47</u>	<u>(1.28)</u>	<u>1.28</u>	<u>0.59</u>	<u>(0.34)</u>	<u>0.60</u>
<u>1.58</u>	<u>(1.04)</u>	<u>1.46</u>	<u>0.77</u>	<u>(0.19)</u>	<u>0.69</u>
0.26	0.22	0.21	0.17	0.13	0.01
<u>0.25</u>	<u>0.07</u>	<u>—</u>	<u>—</u>	<u>—</u>	<u>—</u>
<u>0.51</u>	<u>0.29</u>	<u>0.21</u>	<u>0.17</u>	<u>0.13</u>	<u>0.01</u>
<u>\$13.57</u>	<u>\$12.50</u>	<u>\$13.83</u>	<u>\$12.58</u>	<u>\$11.98</u>	<u>\$12.30</u>
12.89% ^{††}	(7.65%)	11.75%	6.62%	(1.61%)	5.97%
\$58	\$52	\$48	\$40	\$37	\$29
0.87% [†]	0.90%	0.86%	0.89%	0.89%	0.96%
1.66% [†]	1.80%	1.39%	1.45%	1.20%	0.96%
<u>—</u>	<u>—</u>	<u>—</u>	<u>—</u>	<u>—</u>	<u>—</u>
<u>—</u>	<u>—</u>	<u>—</u>	<u>—</u>	<u>—</u>	<u>—</u>
42% ^{††}	68%	48%	67%	39%	53%

Financial highlights

Delaware VIP® Investment Grade Series

Standard Class shares

Net asset value, beginning of period

Income (loss) from investment operations:

Net investment income (loss)
Net realized and unrealized gain (loss)
Total from investment operations

Less dividends and distributions from:

Net investment income
Net realized gains
Total distributions

Net asset value, end of period

Total return*

Ratios and supplemental data:

Net assets, end of period (000 omitted)
Ratio of expenses to average net assets prior to fee credits***
Ratio of net investment income (loss) to average net assets
Ratio of expenses to average net assets prior to fees waived***
Ratio of net investment income (loss) to average net assets prior to fees waived
Portfolio turnover

* The effect of fees and charges incurred at the separate account level are not reflected in these performance figures.
** Net of expenses waived or assumed by the investment adviser (Note 4).
*** The ratios do not include a reduction of expenses from cash balances maintained with the Bank of New York Mellon or from brokerage service arrangements (Note 1G).
† Annualized
†† Not annualized
(a) Based on average shares during the period.
(b) For the period Jan. 1, 2019 to June 30, 2019.

	Year ended				
Six months ended 6/30/19 ^(b)	12/31/18	12/31/17	12/31/16	12/31/15	12/31/14
\$10.18	\$10.80	\$10.73	\$10.70	\$11.20	\$11.03
0.17 ^(a)	0.31 ^(a)	0.31 ^(a)	0.33 ^(a)	0.34 ^(a)	0.42
<u>0.73</u>	<u>(0.53)</u>	<u>0.18</u>	<u>0.15</u>	<u>(0.37)</u>	<u>0.21</u>
<u>0.90</u>	<u>(0.22)</u>	<u>0.49</u>	<u>0.48</u>	<u>(0.03)</u>	<u>0.63</u>
0.40	0.40	0.42	0.45	0.47	0.46
<u>—</u>	<u>—</u>	<u>—</u>	<u>—</u>	<u>—</u>	<u>—</u>
<u>0.40</u>	<u>0.40</u>	<u>0.42</u>	<u>0.45</u>	<u>0.47</u>	<u>0.46</u>
<u>\$10.68</u>	<u>\$10.18</u>	<u>\$10.80</u>	<u>\$10.73</u>	<u>\$10.70</u>	<u>\$11.20</u>
9.15% ^{††}	(2.03%)	4.72%	4.65%	(0.35%)	5.86%
\$66	\$62	\$66	\$64	\$62	\$63
0.70% [†]	0.70%	0.68%	0.68%	0.68%	0.69%
3.21% [†]	3.05%	2.93%	3.02%	3.12%	2.78%
0.85% [†]	0.85%	0.83%	0.83%	0.83%	0.84%
3.06% [†]	2.90%	2.78%	2.87%	2.97%	2.63%
29% ^{††}	53%	60%	40%	37%	45%

Financial highlights

How to read the financial highlights

Net investment income (loss)

Net investment income (loss) includes dividend and interest income earned from a fund's investments; it is calculated after expenses have been deducted.

Net realized and unrealized gain (loss) on investments

A realized gain occurs when we sell an investment at a profit, while a realized loss occurs when we sell an investment at a loss. When an investment increases or decreases in value but we do not sell it, we record an unrealized gain or loss. The amount of realized gain per share, if any, that we pay to shareholders would be listed under "Less dividends and distributions from: Net realized gain."

Net asset value (NAV)

This is the value of a mutual fund share, calculated by dividing the net assets by the number of shares outstanding.

Total return

This represents the rate that an investor would have earned or lost on an investment in a fund. In calculating this figure for the financial highlights table, we include applicable fee waivers, exclude front-end sales charges and contingent deferred sales charges, and assume the shareholder has reinvested all dividends and realized gains.

Net assets

Net assets represent the total value of all the assets in a fund's portfolio, less any liabilities, that are attributable to that class of the fund.

Ratio of expenses to average net assets

The expense ratio is the percentage of net assets that a fund pays annually for operating expenses and management fees. These expenses include accounting and administration expenses, services for shareholders, and similar expenses.

Ratio of net investment income (loss) to average net assets

We determine this ratio by dividing net investment income (loss) by average net assets.

Portfolio turnover

This figure tells you the amount of trading activity in a fund's portfolio. A turnover rate of 100% would occur if, for example, a fund bought and sold all of the securities in its portfolio once in the course of a year or frequently traded a single security. A high rate of portfolio turnover in any year may increase brokerage commissions paid and could generate taxes for shareholders on realized investment gains.

This page intentionally left blank.

Additional information about the Series' investments is available in their annual and semiannual shareholder reports. In the Series' annual shareholder report, you will find a discussion of the market conditions and investment strategies that significantly affected the Series' performance during the period covered by the report. You can find more information about the Series in their current SAI, which is filed electronically with the SEC, and which is legally a part of this Prospectus (it is incorporated by reference). To receive a free copy of the SAI, or the annual or semiannual reports, or if you have any questions about investing in the Series, write to us at P.O. Box 9876, Providence, RI 02940-8076 by regular mail or 4400 Computer Drive, Westborough, MA 01581-1722 by overnight courier service, or call toll-free 800 523-1918. The SAI and shareholder reports are available, free of charge, through the Series' website at delawarefunds.com/dcio/literature. The insurance company that issued your contract may make the SAI and shareholder reports available to shareholders on the insurance company's website.

You can find reports and other information about the Series on the EDGAR database on the SEC website at sec.gov. You may obtain copies of this information, after paying a duplication fee, by emailing the SEC at publicinfo@sec.gov.

Investment Company Act number: 811-04413



Foresters Life Insurance and Annuity Company
40 Wall Street
New York, NY 10005
212 858 8200

LIFE625