

SUPPLEMENT DATED NOVEMBER 16, 2018

**TO THE PROSPECTUSES DATED MAY 1, 2018 FOR
INSURED SERIES POLICY
ISP CHOICE (With Four Premium Payment Period Options)
ISP CHOICE (With Two Premium Payment Period Options)
FIRST CHOICE
TAX TAMER I
FIRST CHOICE BONUS ANNUITY
SPVL A MODIFIED SINGLE PREMIUM VARIABLE LIFE INSURANCE POLICY
VARIABLE UNIVERSAL LIFE INSURANCE POLICY
OFFERED BY FORESTERS LIFE INSURANCE AND ANNUITY COMPANY**

IMPORTANT NOTICE REGARDING FUND REORGANIZATIONS

On April 19, 2018, the Board of Trustees (the “Board”) of First Investors Life Series Funds (the “Life Series Trust”) approved a Plan of Reorganization and Termination (the “Plan”) pursuant to which (a) First Investors Life Series Government Fund (“Government Fund”), a series of the Life Series Trust, would be reorganized into First Investors Life Series Limited Duration Bond Fund (“Limited Duration Bond Fund”), also a series of the Life Series Trust; and (b) First Investors Life Series Balanced Income Fund (“Balanced Income Fund”), a series of the Life Series Trust, would be reorganized into First Investors Life Series Total Return Fund (“Total Return Fund”), also a series of the Life Series Trust. Each of these transactions is referred to in this supplement as a Reorganization. A shareholder vote is not required for either Reorganization.

Reorganization of Government Fund into Limited Duration Bond Fund

Pursuant to the Plan, shares of Government Fund held by each shareholder of Government Fund will be exchanged for shares of Limited Duration Bond Fund with the same aggregate net asset value as the shareholder had in Government Fund as of the scheduled close of regular trading on the New York Stock Exchange on the closing date of the Reorganization. Upon the completion of the Reorganization, shareholders of Government Fund will become shareholders of Limited Duration Bond Fund and Government Fund will then be terminated. As a result, owners of variable annuity contracts and variable life insurance policies issued by Foresters Life Insurance and Annuity Company (each, a “Contract”) that have Contract value allocated to the subaccount investing in Government Fund on the closing date of the Reorganization will, thereafter, have value allocated to the subaccount investing in Limited Duration Bond Fund. The Reorganization is expected to occur during the fourth quarter of 2018. Investments allocated to the Government Fund as of a record date will receive a Prospectus and Information Statement that will describe, among other things, the investment objectives, policies and risks of each Fund in the Reorganization and the terms of the Plan.

Reorganization of Balanced Income Fund into Total Return Fund

Pursuant to the Plan, shares of Balanced Income Fund held by each shareholder of Balanced Income Fund will be exchanged for shares of Total Return Fund with the same aggregate net asset value as the shareholder had in Balanced Income Fund as of the scheduled close of regular trading on the New York Stock Exchange on the closing date of the Reorganization. Upon the completion of the Reorganization, shareholders of Balanced Income Fund will become shareholders of Total Return Fund and Balanced Income Fund will then be terminated. As a result, Contract owners that have Contract value allocated to the subaccount investing in Balanced Income Fund on the closing date of the Reorganization will, thereafter, have value allocated to the subaccount investing in Total Return Fund. The Reorganization is expected to occur during the fourth quarter of 2018. Investments allocated to the Balanced Income Fund as of a record date will receive a Prospectus and Information Statement that will describe, among other things, the investment objectives, policies and risks of each Fund in the Reorganization and the terms of the Plan.

Investments in Government Fund, Limited Duration Bond Fund, Balanced Income Fund and Total Return Fund can only be made through a variable annuity contract or life insurance policy offered by a participating life insurance company. Each of Government Fund and Balanced Income Fund will continue to be available as an investment option as described in the applicable Contract prospectus until the closing date of the Reorganization. Immediately following the closing date of the Reorganization, all references in your Contract prospectuses to Government Fund and Balanced Income Fund are hereby deleted.

Contract owners should consult with their representatives or contact Foresters Life Insurance and Annuity Company, Raritan Plaza 1, Edison, New Jersey 08818-7836 or call toll free 1-800-832-7783 regarding the following:

- The possibility of transferring the value of their Contract currently allocated to the Government Fund or Balanced Income Fund to other subaccounts available under the Contracts (transfers made in connection with either Reorganization will not result in any transfer fees or count towards the number of transfers permitted in a year if the transfer is made prior to January 14, 2019); and
- The redirection of their Contract value that will occur on or about the date of the Reorganization.

A letter will be sent to holders of Contracts, setting forth various options and instructions with respect to the Reorganization.

In order to provide for an orderly reorganization and satisfy redemptions in anticipation of the Reorganization, the Government Fund and Balanced Income Fund likely will no longer pursue their investment objectives and strategies between now and the date of the Reorganization.

The reallocation of Contract value in each Reorganization is intended to be a tax-free transaction for federal income tax purposes and, as such, is not expected to be considered a taxable event.

* * * * *

Please retain this Supplement for future reference.

FC1118

SUPPLEMENT DATED NOVEMBER 2, 2018

**FIRST INVESTORS INCOME AND EQUITY FUNDS PROSPECTUS
DATED JANUARY 31, 2018, AS SUPPLEMENTED**

**FIRST INVESTORS LIFE SERIES FUNDS PROSPECTUS
DATED MAY 1, 2018, AS SUPPLEMENTED**

1. In “The Funds Summary Section” for the First Investors Opportunity Fund and the First Investors Life Series Opportunity Fund, under the heading “Portfolio Manager”, the following is added after the description of Mr. Hill:

Tom Alonso has served as Assistant Portfolio Manager of the Fund since October 2018.

2. In the “Fund Management In Greater Detail” section, the following is added immediately before the heading “The Subadvisers.”:

Tom Alonso has served as Assistant Portfolio Manager of the Opportunity Fund since October 2018 and serves as the Assistant Portfolio Manager of another First Investors Fund. Prior to joining FIMCO in 2017, Mr. Alonso served as the Vice President Senior Analyst at Macquarie Capital (2007-2015) and more recently as the Vice President of Investor Relations at Prospect Capital Management (2015-2017).

* * * * *

Please retain this Supplement for future reference.

IELS1118

SUPPLEMENT DATED JUNE 1, 2018

**TO THE PROSPECTUSES DATED MAY 1, 2018 FOR
INSURED SERIES POLICY
ISP CHOICE (With Four Premium Payment Period Options)
ISP CHOICE (With Two Premium Payment Period Options)
FIRST CHOICE
TAX TAMER I
FIRST CHOICE BONUS ANNUITY
SPVL A MODIFIED SINGLE PREMIUM VARIABLE LIFE INSURANCE POLICY
VARIABLE UNIVERSAL LIFE INSURANCE POLICY
OFFERED BY FORESTERS LIFE INSURANCE AND ANNUITY COMPANY

FIRST INVESTORS LIFE SERIES FUNDS PROSPECTUS
DATED MAY 1, 2018**

1. In “The Funds Summary Section” of the First Investors Life Series Funds prospectus for First Investors Life Series Government Cash Management Fund:

- the Annual Fund Operating Expenses table is deleted and replaced with the following:

Annual Fund Operating Expenses (<i>expenses that you pay each year as a percentage of the value of your investment</i>)	
Management Fees	0.75%
Distribution and Service (12b-1) Fees	None
Other Expenses	0.44%
Total Annual Fund Operating Expenses	1.19%
Fee Limitation and/or Expense Reimbursement ¹	0.49%
Total Annual Fund Operating Expenses After Fee Limitation and/or Expense Reimbursement	0.70%

1. The Adviser and transfer agent have contractually agreed to limit fees and/or reimburse expenses of the Fund until at least June 1, 2019, to the extent that Total Annual Fund Operating Expenses (exclusive of interest expenses, taxes, brokerage commissions, acquired fund fees and expenses, dividend costs related to short sales, and extraordinary expenses, such as litigation expenses, if any) exceed 0.70%. The Adviser and the transfer agent can be reimbursed by the Fund within three years after the date the fee limitation and/or expense reimbursement has been made by the Adviser or the transfer agent, respectively, provided that such repayment does not cause the Fund's expenses to exceed the applicable expense ratio in place at the time the expenses are waived or assumed or the current limits established under the Expense Limitation Agreements. The fee limitation and/or expense reimbursement may be terminated or amended prior to June 1, 2019, only with the approval of the Fund's Board of Trustees.

- the paragraph under the heading “Example” is amended to reflect that the Example assumes all of the Fund's operating expenses remain the same except that it incorporates the fee limitation/expense reimbursement arrangement through June 1, 2019.
- the table under the heading “Example” is deleted and replaced with the following:

	1 year	3 years	5 years	10 years
Government Cash Management Fund	\$72	\$329	\$607	\$1,400

2. In the “Fund Management In Greater Detail” section of the First Investors Life Series Funds prospectus, the second and fourth sentence in the third paragraph under the heading “The Adviser” are deleted and replaced with the following:

The waivers that are voluntary (rather than contractual) are not reflected in the Annual Fund Operating Expenses tables, which are located in “The Funds Summary Section” of this prospectus and may be discontinued at any time by FIMCO without notice.

3. The last sentence in Appendix A to the ISP Choice (with two premium payment period options) prospectus is deleted and replaced with the following:

The riders discussed in this prospectus are approved in all states except Alaska, Montana and South Dakota.

4. On May 17, 2018, the Board of Trustees of the First Investors Life Series Funds (the “Trust”), upon the recommendation of Foresters Investment Management Company, Inc. (“FIMCO”), the investment adviser for each series of the Trust, approved a plan to liquidate and terminate (the “Liquidation”) the First Investors Life Series Real Estate Fund (the “Fund”), a series of the Trust. It is anticipated that the Liquidation will be completed during the third quarter of 2018 or as soon thereafter as review of the Liquidation is completed, if required, by any applicable insurance regulators (the “Liquidation Date”). A shareholder vote is not required to approve the Liquidation.

Owners of the variable annuity contracts and variable life insurance policies (each, a “Contract”) issued by an insurance company that offers the Fund as an investment option should consult with their representatives or contact Foresters Life Insurance and Annuity Company, Raritan Plaza 1, Edison, New Jersey 08818-7836 or call toll free 1-800-832-7783 regarding the following:

- The possibility of transferring the value of their Contract currently allocated to the Fund to other subaccounts investing in mutual funds advised by FIMCO; and
- The redirection of their Contract value that will occur on or about the Liquidation Date.

A letter will be sent to holders of Contracts, setting forth various options and instructions with respect to the Liquidation.

The Liquidation is not expected to be a taxable event for the Fund or for holders of a Contract. Contract holders should consult their tax advisors regarding the tax treatment of the Liquidation.

In order to provide for an orderly liquidation and satisfy redemptions in anticipation of the Liquidation, the Fund likely will no longer pursue its investment objectives and strategies between now and the Liquidation Date.

Please retain this Supplement for future reference.

LSFIL618

**SUPPLEMENT DATED MAY 21, 2018 TO THE
FIRST INVESTORS LIFE SERIES FUNDS PROSPECTUS
DATED MAY 1, 2018**

On May 17, 2018, the Board of Trustees of the First Investors Life Series Funds (the “Trust”), upon the recommendation of Foresters Investment Management Company, Inc., the investment adviser for the First Investors Funds, approved a plan to liquidate and terminate (the “Liquidation”) the First Investors Life Series Real Estate Fund (the “Fund”), a series of the Trust. It is anticipated that the Liquidation will be completed during the third quarter of 2018 or as soon thereafter as review of the Liquidation is completed, if required, by any applicable insurance regulators (the “Liquidation Date”). A shareholder vote is not required to approve the Liquidation.

Effective as of the regularly scheduled close of regular trading on the New York Stock Exchange on May 18, 2018, the Fund will no longer accept investments from new investors. Current investors can continue to make purchases until the Liquidation Date. The Fund reserves the right, in its discretion, to modify the extent to which sales are permitted or limited prior to the Liquidation Date.

At any time prior to the Liquidation Date, investors may redeem their shares of the Fund pursuant to the procedures set forth in the prospectus under “Shareholder Information.”

Owners of the variable annuity contracts and variable life insurance policies (each, a “Contract”) issued by an insurance company that offers the Fund as an investment option should consult with their representatives or contact Foresters Life Insurance and Annuity Company, Raritan Plaza 1, Edison, New Jersey 08818-7836 or call toll free 1-800-832-7783 regarding the following:

- The possibility of transferring their investment to other mutual funds advised by Foresters Investment Management Company, Inc. and available under their Contracts; and
- The redirection of their assets that will occur on or about the Liquidation Date.

A letter will be sent to holders of Contracts setting forth various options and instructions with respect to the Liquidation.

The Liquidation is not expected to have any adverse tax consequences for holders of a Contract. Contract holders should consult their tax advisors regarding the tax treatment of the Liquidation.

In order to provide for an orderly liquidation and satisfy redemptions in anticipation of the Liquidation, the Fund likely will no longer pursue its investment objectives and strategies between now and the Liquidation Date.

* * * * *

Please retain this Supplement for future reference.

LSP5182

SUPPLEMENT DATED MAY 4, 2018

**FIRST INVESTORS LIFE SERIES FUNDS PROSPECTUS
DATED MAY 1, 2018**

IMPORTANT NOTICE REGARDING FUND REORGANIZATIONS

On April 19, 2018, the Board of Trustees (the “Board”) of First Investors Life Series Funds (the “Life Series Trust”) approved a Plan of Reorganization and Termination (the “Plan”) pursuant to which (a) First Investors Life Series Government Fund (“Government Fund”), a series of the Life Series Trust, would be reorganized into First Investors Life Series Limited Duration Bond Fund (“Limited Duration Bond Fund”), also a series of the Life Series Trust; and (b) First Investors Life Series Balanced Income Fund (“Balanced Income Fund”), a series of the Life Series Trust, would be reorganized into First Investors Life Series Total Return Fund (“Total Return Fund”), also a series of the Life Series Trust. Each of these transactions is referred to in this supplement as a Reorganization.

Reorganization of Government Fund into Limited Duration Bond Fund

Pursuant to the Plan, shares of Government Fund held by each shareholder of Government Fund will be exchanged for shares of Limited Duration Bond Fund with the same aggregate net asset value as the shareholder had in Government Fund as of the scheduled close of regular trading on the New York Stock Exchange on the closing date of the Reorganization. Upon the completion of the Reorganization, shareholders of Government Fund will become shareholders of Limited Duration Bond Fund and Government Fund will then be terminated. The Reorganization is expected to occur during the third quarter of 2018. A shareholder vote is not required to reorganize Government Fund into Limited Duration Bond Fund. Prior to the Reorganization, shareholders of Government Fund will receive a Prospectus and Information Statement that will describe, among other things, the investment objectives, policies and risks of each Fund in the Reorganization and the terms of the Plan.

Reorganization of Balanced Income Fund into Total Return Fund

Pursuant to the Plan, shares of Balanced Income Fund held by each shareholder of Balanced Income Fund will be exchanged for shares of Total Return Fund with the same aggregate net asset value as the shareholder had in Balanced Income Fund as of the scheduled close of regular trading on the New York Stock Exchange on the closing date of the Reorganization. Upon the completion of the Reorganization, shareholders of Balanced Income Fund will become shareholders of Total Return Fund and Balanced Income Fund will then be terminated. The Reorganization is expected to occur during the third quarter of 2018. A shareholder vote is not required to reorganize Balanced Income Fund into Total Return Fund. Prior to the Reorganization, shareholders of Balanced Income Fund will receive a Prospectus and Information Statement that will describe, among other things, the investment objectives, policies and risks of each Fund in the Reorganization and the terms of the Plan.

Investments in Government Fund, Limited Duration Bond Fund, Balanced Income Fund and Total Return Fund can only be made through a variable annuity contract or life insurance policy offered by a participating life insurance company. Each of Government Fund and Balanced Income Fund will continue to be available as an investment option as described in the applicable prospectus for the variable life annuity contract or the variable life insurance policy until the closing date of the Reorganization.

The exchange of shares in each Reorganization is intended to be a tax-free transaction for federal income tax purposes and, as such, is not expected to be considered a taxable event.

* * * * *

Please retain this Supplement for future reference.



The Tax Tamer® I

An Individual Variable Annuity Contract

Offered by
Foresters Life Insurance and Annuity Company

This booklet contains two prospectuses. The first prospectus is for the First Investors Life Variable Annuity Fund C (Separate Account C) Contract, which we call The Tax Tamer I. The second prospectus is for the First Investors Life Series Funds, which provides the underlying investment options for the individual variable annuity contract offered through Separate Account C.

May 1, 2018

THE Tax Tamer[®] I

an Individual Variable Annuity Contract

Offered by Foresters Life Insurance and Annuity Company through First Investors Separate Account C

40 Wall Street, New York, New York 10005 / 1 (800) 832-7783

This prospectus describes an individual variable annuity Contract (the "Contract") formerly offered by Foresters Life Insurance and Annuity Company ("FLIAC", "We", "Us" or "Our"). The Contract provides You with the opportunity to accumulate capital, on a tax-deferred basis, for retirement or other long-term purposes and thereafter, if You so elect, receive annuity payments for a lifetime based upon the Contract's accumulated value.

New Contracts are not currently being offered for sale. Existing Contractowners may continue to make additional payments under their respective Contract.

When You invest in a Contract, You allocate Your Purchase Payments (less certain charges) to one or more "Subaccounts" of Separate Account C. Each of these Subaccounts invests in a corresponding series of the First Investors Life Series Funds ("Funds" or "Life Series Funds"). The amount You accumulate depends upon the performance of the Subaccounts in which You invest. You bear all of the investment risk, which means that You could lose money.

Please read this prospectus and keep it for future reference. It contains important information that You should know. We filed a Statement of Additional Information ("SAI"), dated May 1, 2018, with the Securities and Exchange Commission ("SEC"). We incorporate the SAI by reference into this prospectus. See the SAI Table of Contents at the end of this prospectus. You can get a free SAI by contacting Us at Raritan Plaza 1, Edison, New Jersey 08837, by calling the telephone number shown above or by visiting Our website www.foresters.com. You can review and copy Our documents (including reports and SAIs) at the Public Reference Room of the SEC in Washington, D.C. You can also obtain copies of Our documents after paying a duplicating fee (i) by writing to the Public Reference Section of the SEC, Washington, D.C. 20549-0102 or (ii) by electronic request at publicinfo@sec.gov. You can obtain information on the operation of the Public Reference Room, including information about duplicating fee charges, by calling (202) 551-8090. Electronic versions of documents can be viewed online or downloaded from the EDGAR database on the SEC's Internet website at <http://www.sec.gov>.

The SEC has not approved or disapproved these securities or passed judgment on the accuracy or adequacy of this prospectus. Any representation to the contrary is a criminal offense.

This prospectus is valid only if attached to the current prospectus for the Life Series Funds.

The date of this prospectus is May 1, 2018.

This page intentionally left blank.

CONTENTS

FEEs AND EXPENSES	1
HISTORICAL ACCUMULATION UNIT INFORMATION	2
OVERVIEW OF THE CONTRACT	5
Summary of Risks and Rewards of the Contract	5
Who We Are and How to Contact Us.....	6
THE CONTRACT IN DETAIL.....	10
Application and Purchase Payments.....	10
How the Contract Works.....	10
Allocation of Purchase Payments to Subaccounts	10
Reallocations Among Subaccounts.....	10
What Are Our Policies on Frequent Reallocations Among Subaccounts?	11
What Are the Risks to Contractowners of Frequent Reallocations?	12
The Accumulation Period	12
The Annuity Period	13
Your Right to Cancel the Contract	16
FINANCIAL INFORMATION.....	17
Calculating Values.....	17
Contract Expenses	17
Mortality and Expense Risk Charge	18
Other Charges	18
Federal Tax Information	18
OTHER INFORMATION.....	23
Voting Rights	23
Processing Transactions	23
Reservation Of Rights.....	24
Contract Years and Anniversaries.....	24
State Variations.....	24
Distribution of the Contract	24
Reports	26
Financial Statements	26
TABLE OF CONTENTS OF THE STATEMENT OF ADDITIONAL INFORMATION.....	27

FLIAC does not guarantee the performance of the Subaccounts. The Contract is not a deposit or obligation of, or guaranteed or endorsed by, any bank or depository institution, nor is it federally insured by the Federal Deposit Insurance Corporation, the Federal Reserve Bank or any other agency. The Contract involves risk, including possible loss of the principal amount invested.

The Units of interest under the Contract are offered in a limited number of states and jurisdictions. This prospectus does not constitute an offering in any state or jurisdiction in which such offering may not lawfully be made. FLIAC does not authorize any information or representations regarding the Contract other than as described in this prospectus, the attached prospectus or any supplements thereto or in any supplemental sales material We authorize.

GLOSSARY OF SPECIAL TERMS

Accumulated Value — The value of all the Accumulation Units credited to the Contract.

Accumulation Period — The period between the date of issue of a Contract and the Annuity Commencement Date or the death of either the Annuitant or Contractowner.

Accumulation Unit — A unit that measures the value of a Contractowner's interest in a Subaccount of Separate Account C before the Annuity Commencement Date. Accumulation Units are established for each Subaccount. The Accumulation Unit value increases or decreases based on the investment performance of the Subaccount's corresponding Fund.

Annuitant — The person whose life is the measure for determining the amount and duration of annuity payments and upon whose death, prior to the Annuity Commencement Date, the death benefit under the Contract becomes payable.

Annuity Commencement Date — The date on which We begin making annuity payments.

Annuity Unit — A unit that determines the amount of each annuity payment after the first annuity payment. Annuity Units are established for each Subaccount. The Annuity Unit value increases or decreases based on the investment performance of the Subaccount's corresponding Fund.

Annuity Value — The value of the Annuity Units credited to the Contract during the annuity income period following the Annuity Commencement Date.

Beneficiary — The person who is designated to receive any benefits under a Contract upon the death of the Annuitant or the Contractowner.

Business Day — Any date on which the New York Stock Exchange ("NYSE") is open for regular trading. Each Business Day ends as of the close of regular trading on the NYSE

(normally 4:00 P.M., Eastern Time). The NYSE is closed most national holidays and Good Friday.

Contract — An individual variable annuity Contract offered by this prospectus.

Contractowner — The person or entity with legal rights of ownership of the Contract.

Fixed Annuity Payment — Annuity payments that remain fixed as to dollar amount and guaranteed throughout the annuity income period.

General Account — All assets of FLIAC other than those allocated to Separate Account C and other segregated investment accounts of FLIAC.

Good Order — Notice from someone authorized to initiate a transaction under a Contract, received in a format satisfactory to Us at Our Administrative Office or other office We may designate ("Administrative Office"), that contains all information required by Us to process the transaction.

Internal Revenue Code — The Internal Revenue Code of 1986, as amended.

Joint Annuitant — The designated second person under a joint and survivor life annuity.

Net Accumulated Value — The accumulated value less any applicable premium taxes not previously deducted.

Purchase Payment — A payment made initially to purchase a Contract or as an additional contribution to a Contract (less any charges).

Separate Account C — The segregated investment account entitled "First Investors Life Variable Annuity Fund C", established by FLIAC pursuant to applicable law and registered as a unit investment trust under the Investment Company Act of 1940 ("1940 Act").

Subaccount – A segregated investment subaccount under Separate Account C that corresponds to a Fund of the Life Series Funds. The assets of a Subaccount are invested in shares of the corresponding Fund of the Life Series Funds.

Valuation Period – The period beginning at the end of any Business Day and extending to the end of the next Business Day.

Variable Annuity Payment – Annuity payments that vary in dollar amount, in accordance with the net investment experience of the Subaccounts, throughout the annuity income period.

We, Us (and Our) – FLIAC.

You (and Your) – An actual or prospective Contractowner who is reading the prospectus.

FEES AND EXPENSES

The following tables below show the fees and expenses that You will incur when You buy, own and surrender a Contract.

The first table describes the fees and expenses that You will pay at the time that You buy the Contract. State premium taxes may also be deducted.

<u>Contractowner Transaction Expenses</u>	
Maximum Sales Charge Imposed on Purchases (as a percentage of Purchase Payment)	7.00%

The next table describes the fees and expenses that You will pay periodically during the time You own the Contract, not including Fund fees and expenses.

<u>Annual Contract Expenses</u> (as a percentage of average daily account value)	
Mortality and Expense Risk Charge	1.00%
Administrative Charge	0.00%†
Total Annual Contract Expenses	1.00%

† We may deduct an administrative charge of \$7.50 per year if the Accumulated Value of a Contract is less than \$1,500 because of partial withdrawals. (See "Administrative Charge"). For more complete descriptions of the various charges and expenses shown, please refer to "FINANCIAL INFORMATION: Contract Expenses – Sales Charge, Mortality and Expense Risk Charge, Other Charges."

The next table shows the minimum and maximum total annual fund operating expenses of the underlying Life Series Funds, as of December 31, 2017. These expenses may be higher or lower in the future. More detail concerning each Fund's fees and expenses is contained in the attached prospectus for the Life Series Funds.

<u>Total Annual Fund Operating Expenses</u>	Minimum	Maximum
Range of expenses that are deducted from Fund assets, including management fees and other expenses.	0.79%	1.19%

The following examples are intended to help You compare the cost of investing in the Contract with the cost of investing in other variable annuity contracts. These costs include Contractowner transaction expenses, Contract fees, separate account annual expenses and fees and expenses of the Funds. The examples assume that You invest \$10,000 in the Contract for the time periods indicated. The examples also assume that Your investment has a 5% return each year and assumes the maximum fees and expenses of any of the Funds. Although Your actual costs may be higher or lower, based on these assumptions, Your costs would be:

If You surrender, annuitize or do not surrender Your Contract at the end of the applicable time period:

	1 year	3 years	5 years	10 years
Maximum Cost	\$907	\$1,1337	\$1,792	\$3,047
Minimum Cost	\$869	\$1,224	\$1,602	\$2,658

You should not consider the expenses in the example as a representation of past or future expenses. Actual expenses in future years may be more or less than those shown.

HISTORICAL ACCUMULATION UNIT INFORMATION

This table shows the Accumulation Unit Values and the number of Accumulation Units outstanding for each Subaccount of Separate Account C for the last 10 fiscal years (or the life of the Subaccount, if less). For years 2010 and later, the number of Accumulation Units shown below pertain to Contracts offered under this prospectus.

Subaccount	At	Accumulation Unit Value(\$)	Number of Accumulation Units
Balanced Income Subaccount*	December 31, 2015	9.814	45,530.2
	December 31, 2016	10.369	107,797.2
	December 31, 2017	11.248	125,968.0
Covered Call Strategy Subaccount**	December 31, 2016	10.460	30,300.1
	December 31, 2017	11.502	88,358.1
Equity Income Subaccount	December 31, 2008	15.585	1,377,531.8
	December 31, 2009	18.675	1,184,140.4
	December 31, 2010	21.138	1,040,493.5
	December 31, 2011	21.248	921,953.9
	December 31, 2012	23.392	817,244.4
	December 31, 2013	30.229	744,592.7
	December 31, 2014	32.399	693,277.1
	December 31, 2015	31.747	626,211.6
	December 31, 2016	35.603	568,455.2
	December 31, 2017	40.718	505,783.6
Fund For Income Subaccount	December 31, 2008	25.589	413,012.8
	December 31, 2009	34.240	374,655.5
	December 31, 2010	38.547	337,794.5
	December 31, 2011	40.322	336,095.4
	December 31, 2012	45.313	315,698.4
	December 31, 2013	47.947	290,181.8
	December 31, 2014	47.846	266,147.2
	December 31, 2015	46.494	242,721.1
	December 31, 2016	51.150	229,099.3
	December 31, 2017	54.097	208,869.7
Government Subaccount	December 31, 2008	22.471	514,512.9
	December 31, 2009	23.199	493,703.6
	December 31, 2010	24.075	489,588.9
	December 31, 2011	25.125	451,022.9
	December 31, 2012	25.359	436,091.8
	December 31, 2013	24.485	381,476.6
	December 31, 2014	25.003	344,152.9
	December 31, 2015	24.765	312,706.1
	December 31, 2016	24.636	283,811.2
	December 31, 2017	24.765	248,224.8
Government Cash Management Subaccount***	December 31, 2008	16.054	376,675.7
	December 31, 2009	15.921	303,014.8
	December 31, 2010	15.763	333,233.6

Subaccount	At	Accumulation Unit Value(\$)	Number of Accumulation Units
	December 31, 2011	15.606	248,102.9
	December 31, 2012	15.450	197,083.4
	December 31, 2013	15.296	173,579.4
	December 31, 2014	15.144	148,894.3
	December 31, 2015	14.993	230,158.2
	December 31, 2016	14.844	160,581.4
	December 31, 2017	14.734	135,207.3
Growth & Income Subaccount	December 31, 2008	34.625	1,401,403.1
	December 31, 2009	43.894	1,216,234.8
	December 31, 2010	50.493	1,091,296.8
	December 31, 2011	51.173	1,607,582.3
	December 31, 2012	59.506	1,412,861.6
	December 31, 2013	81.336	1,265,790.3
	December 31, 2014	86.682	1,140,773.4
	December 31, 2015	83.140	1,028,275.8
	December 31, 2016	90.443	922,657.2
	December 31, 2017	105.910	818,823.1
International Subaccount	December 31, 2008	24.983	888,496.3
	December 31, 2009	30.482	782,978.8
	December 31, 2010	34.238	682,393.1
	December 31, 2011	34.115	611,988.5
	December 31, 2012	40.816	538,222.9
	December 31, 2013	43.146	489,865.6
	December 31, 2014	43.736	445,625.8
	December 31, 2015	44.814	408,141.2
	December 31, 2016	42.502	364,752.7
	December 31, 2017	55.950	339,298.0
Investment Grade Subaccount	December 31, 2008	19.957	655,153.9
	December 31, 2009	23.896	618,028.3
	December 31, 2010	25.849	618,638.5
	December 31, 2011	27.185	612,267.1
	December 31, 2012	29.938	610,092.1
	December 31, 2013	29.403	540,621.7
	December 31, 2014	30.815	498,136.3
	December 31, 2015	30.401	460,811.9
	December 31, 2016	31.497	424,039.3
	December 31, 2017	32.657	376,953.7
Limited Duration Bond Subaccount****	December 31, 2014	9.691	14,912.0
	December 31, 2015	9.546	58,066.4
	December 31, 2016	9.551	93,504.2
	December 31, 2017	9.535	103,669
Opportunity Subaccount*****	December 31, 2012	10.056	129.6
	December 31, 2013	13.935	47,890.0
	December 31, 2014	14.587	69,769.0
	December 31, 2015	14.325	81,569.1
	December 31, 2016	15.353	72,789.6
	December 31, 2017	18.088	84,678.8

Subaccount	At	Accumulation Unit Value(\$)	Number of Accumulation Units
Real Estate Subaccount*****	December 31, 2015	10.082	15,530.0
	December 31, 2016	10.638	31,279.1
	December 31, 2017	10.665	32,506.2
Select Growth Subaccount	December 31, 2007	9.080	271,525.5
	December 31, 2008	10.016	326,913.1
	December 31, 2009	5.804	320,182.6
	December 31, 2010	6.315	300,998.5
	December 31, 2011	7.572	333,422.0
	December 31, 2012	7.890	343,794.0
	December 31, 2013	11.667	301,426.2
	December 31, 2014	13.114	279,429.7
	December 31, 2015	13.400	258,910.9
	December 31, 2016	13.802	245,619.6
	December 31, 2017	18.147	239,789.8
Special Situations Subaccount	December 31, 2008	34.401	732,305.6
	December 31, 2009	44.537	653,636.4
	December 31, 2010	55.810	574,072.1
	December 31, 2011	56.494	520,274.0
	December 31, 2012	61.529	461,246.2
	December 31, 2013	79.728	411,933.9
	December 31, 2014	83.905	376,803.9
	December 31, 2015	82.635	346,150.7
	December 31, 2016	94.986	310,340.2
	December 31, 2017	111.217	282,575.8
Total Return Subaccount*****	December 31, 2012	9.926	0.0
	December 31, 2013	11.500	78,867.6
	December 31, 2014	12.065	129,447.1
	December 31, 2015	11.752	202,912.5
	December 31, 2016	12.405	196,571.7
	December 31, 2017	13.724	204,546.4

*The inception date for the Balanced Income Fund Subaccount was November 2, 2015. The Accumulation Unit Value for this Subaccount initially was set at \$10.00 on November 2, 2015.

**The inception date for the Covered Call Strategy Subaccount was May 2, 2016. The Accumulation Unit value for this Subaccount initially was set at \$10.00 on May 2, 2016.

***In October 2016, the Cash Management Subaccount was converted into the Government Cash Management Subaccount as a result of the conversion of the Life Series Cash Management Fund into the Life Series Government Cash Management Fund.

****The inception date for the Limited Duration Bond Subaccount was July 1, 2014. The Accumulation Unit value for this Subaccount initially was set at \$10.00 on July 1, 2014. Prior to January 31, 2018, the Limited Duration Bond Subaccount was known as the Limited Duration High Quality Bond Subaccount.

*****The inception date for the Opportunity Subaccount and the Total Return Subaccount was December 17, 2012. The Accumulation Unit values for each of these Subaccounts initially was set at \$10.00 on December 17, 2012.

*****The inception date for the Real Estate Subaccount was May 1, 2015. The Accumulation Unit value for this Subaccount was initially set at \$10.00 on May 1, 2015.

OVERVIEW OF THE CONTRACT

This overview highlights some basic information about the Contract offered by FLIAC in this prospectus. You will find more information about the Contract in “THE CONTRACT IN DETAIL” section of this prospectus.

SUMMARY OF RISKS AND REWARDS OF THE CONTRACT

The benefits of the Contract are, among other things:

- There are fifteen (15) Subaccounts available under the Contract, each with different investment objectives, policies and risks allowing for investment diversification. Each Subaccount invests in a corresponding Fund of the Life Series Funds.
- Investment in a Contract enables You to defer payment of federal income tax on any net gains realized under the Contract until You access Your money through withdrawals or one of Our annuity pay-out options. This gives Your money the potential to grow faster.
- You can also reallocate Your accumulated assets among the Subaccounts, as Your circumstances change, without incurring current federal income tax.
- Moreover, there are no income or contribution limits – such as those that exist on individual retirement accounts (“IRAs”), including Roth IRAs or 401(k) plans – that restrict the amount that You can invest. You control how much You invest for Your retirement so long as You meet Our minimum investment requirements, and when and how often You wish to add to Your Contract.
- We guarantee a minimum death benefit which protects Your principal from market declines if You die.
- You can receive an annuity pay-out providing a stream of income to suit Your needs for the rest of Your life.

There are several risk factors that You should consider:

- You bear all of the investment risk of the Funds that correspond to the Subaccounts You select, which means You could lose money.
- An investment in a Contract is not a direct investment in a mutual fund. There are additional charges for the death benefit and other features of the Contract that are not associated with a mutual fund.
- Because a 10% federal tax penalty is generally imposed on the taxable portion of withdrawals prior to age 59½, You should not invest in the Contract if You have short-term investment objectives which would require You to liquidate all or a portion of the Contract prior to reaching age 59½.
- A minimum holding period is often necessary before the federal income tax benefits of tax deferral are likely to outweigh the often higher fees imposed on variable annuities relative to alternative investments.
- A tax-deferred accrual feature is already provided by any tax-qualified arrangement, such as an IRA or 401(k) plan. Therefore, You should have reasons other than tax deferral, such as the additional benefits, for purchasing a Contract within an IRA or other arrangement that receives tax deferral through the Internal Revenue Code.
- A partial withdrawal or total surrender of a Contract is taxed as ordinary income to the extent that the Accumulated Value exceeds Your principal contribution to the Contract (i.e., on an “income first” basis).
- The death benefit paid to a Beneficiary of the Contract is taxed for those purposes as ordinary income to the Beneficiary at the Beneficiary’s tax rate to the extent that the death benefit exceeds the Contractowner’s principal contribution to the Contract. Thus, if Your primary objective is to pass wealth on

to Your heirs, a life insurance policy may be more appropriate for You. The amount of the death benefit on a life insurance policy passes federal income-tax free (though not necessarily federal estate-tax free) to the Beneficiary; an annuity death benefit does not.

■ The assets of the General Account support Our insurance obligations and are subject to general liabilities from Our business operations and to claims by Our general creditors. Any guarantees under Your Contract that exceed Your Accumulated Value (such as those that may be associated with the death benefit), are paid from the General Account. Any such amounts that We are obligated to pay in excess of Your Accumulated Value are subject to Our financial strength and claims-paying ability.

WHO WE ARE AND HOW TO CONTACT US

Foresters Life Insurance and Annuity Company

Foresters Life Insurance and Annuity Company, with its home office at 40 Wall Street, New York, New York 10005, is a stock life insurance company incorporated under the laws of the State of New York in 1962. We write life insurance policies and annuity contracts.

FLIAC is part of Foresters Financial Holding Company, Inc. ("FFHC"), a holding company, which owns all of the voting common stock of FLIAC. Other affiliates of FLIAC include: Foresters Financial Services, Inc. ("FFS"), the distributor of the Contracts; Foresters Investment Management Company, Inc. ("FIMCO"), the investment adviser of the Life Series Funds; and Foresters Investor Services, Inc. ("FIS"), the transfer agent for the Life Series Funds.

For information or service concerning a Contract, You can contact Us in writing at Our Administrative Office located at Raritan Plaza 1, Edison, New Jersey 08837. You can also call Us at 1-800-832-7783 between the hours of 9:00 A.M. and 6:00 P.M., Eastern

Time, or fax Us at 732-855-5935. You can also contact Us through Our Website at www.foresters.com.

You should send any Purchase Payments, notices, elections, or requests that You make, as well as any other documentation that We require for any purpose in connection with Your Policy, to Our Administrative Office. No such payment, notice, election, request or documentation will be treated as having been "received" by Us until We have received it, as well as any related items that We require, all in complete and Good Order (i.e., in form and substance acceptable to Us) at Our Administrative Office.

To meet Our requirements for processing transactions, We may require that You use Our forms. We will notify You and provide You with an address if We designate another office for receipt of information, payments and documents.

Separate Account C

First Investors Life Variable Annuity Fund C ("Separate Account C" or the "Separate Account") was established on December 21, 1989 under New York Insurance Law.

Separate Account C is registered with the SEC as a unit investment trust under the 1940 Act.

We segregate the assets of the Separate Account from Our other assets in Our General Account. These assets fall into two categories: (1) assets equal to Our reserves and other liabilities under the Contract and (2) additional assets derived from expenses that We charge to the Separate Account. The assets equal to Our reserves and liabilities support the Contract. We cannot use these assets to satisfy any of Our other obligations. The assets We derive from Contract charges do not support the Contract, and We can transfer these assets in cash to Our General Account. Before making a transfer, We will consider any possible adverse impact that the transfer may have on a Separate Account. We credit to, or charge against, the Subaccounts of each Separate Account

realized and unrealized income, gains and losses without regard to Our other income, gains and losses. The obligations under the Contract are Our obligations. Any guarantees under Your Policy that exceed Your Accumulated Value (such as those that may be associated with the death benefit), are paid from Our General Account. Any such amounts that We are obligated to pay in excess of Your Accumulated Value are subject to Our financial strength and claims-paying ability.

Each Subaccount invests its assets in a corresponding Fund of the Life Series Funds at net asset value. Therefore, We own the shares of the underlying Funds, not You. The value of Your investment in a Subaccount is determined by the value of the underlying Fund. Each Subaccount reinvests any distribution received from a Fund in the distributing Fund at net asset value. So, none of the Subaccounts make cash distributions to Contractowners. Each Subaccount may make deductions for charges and expenses by redeeming the number of equivalent Fund shares at net asset value.

The Life Series Funds

The Life Series Funds is an open-end management investment company registered with the SEC under the 1940 Act. The Life Series Funds consists of fifteen (15) separate series, all of which are available to Contractowners of Separate Account C. Each of the Funds currently offers its shares only through the purchase of a Contract or another variable life or variable annuity Contract issued by FLIAC or by other insurance companies.

The Life Series Funds reserves the right to offer its shares to other separate accounts or directly to Us.

Although some of the Funds have similar names, the same portfolio manager and the same investment objectives as other publicly available mutual funds, they are separate and distinct from these mutual funds. The Funds will have different portfolio holdings and fees

so their performances will vary from the other mutual funds.

The Life Series Funds are selected to provide an appropriate range of investment options for persons invested in the Contracts from conservative to more aggressive investment strategies. Our affiliate, FIMCO, is the investment adviser of the Life Series Funds and receives investment management fees for its services. FIMCO pays a portion of its investment management fees to subadvisers who manage the Life Series Funds. Because We are affiliated with FIMCO, We may indirectly benefit from any investment management fee FIMCO retains. FIMCO is a New York corporation located at 40 Wall Street, New York, New York 10005. FIMCO and Life Series Funds have retained Smith Asset Management Group, L.P., 100 Crescent Court Suite 1150 Dallas, TX 75201, to serve as the subadviser of the Select Growth Fund; Vontobel Asset Management, Inc., 1540 Broadway, New York, New York 10036 to serve as the subadviser of the International Fund; Muzinich & Co., Inc., 450 Park Avenue, New York, New York 10022 to serve as subadviser for the Fund For Income, and to a portion of the Balanced Income, Investment Grade, Limited Duration Bond and Total Return Funds; and Ziegler Capital Management, LLC, 170 West Madison Street, 24th floor, Chicago, IL 60602 to serve as subadviser for the Covered Call Strategy Fund. See the Life Series Funds prospectus for more information about the investment adviser and subadvisers.

The following table includes each available Fund's investment objective. There is no guarantee that any of the Funds will achieve its stated objective(s). There is a Subaccount with the same name as its corresponding underlying Fund. The degree of investment risk You assume will depend on the Subaccounts You select. You should consider Your allocation carefully.

The investment objectives, principal investment strategies, principal risks and management of the Funds are described in

the attached Life Series Funds prospectus, which You should read carefully before investing. You may obtain a Life Series Funds prospectus by writing to Us at Our Administrative Office, located at Raritan Plaza 1, Edison, NJ 08837, calling Us at 1-800-832-7783 between the hours of 9:00 a.m. to 6:00 p.m., Eastern Time, or faxing Us at 732-510-4209. You also can obtain a Life Series Funds prospectus through Our website at www.foresters.com.

Fund	Investment Objective
Balanced Income Fund	Income as the primary objective and a secondary objective of capital appreciation.
Covered Call Strategy Fund	Long term capital appreciation.
Equity Income Fund	Total return.
Fund For Income	High current income.
Government Fund	A significant level of current income which is consistent with security and liquidity of principal.
Government Cash Management Fund	High rate of current income consistent with the preservation of capital and maintenance of liquidity.
Growth & Income Fund	Long-term growth of capital and current income.
International Fund	Long-term capital growth.
Investment Grade Fund	A maximum level of income consistent with investment primarily in investment grade debt securities.
Limited Duration Bond Fund	Current income consistent with low volatility of principal.
Opportunity Fund	Long-term capital growth.
Real Estate Fund	Total return.
Select Growth Fund	Long-term growth of capital.
Special Situations Fund	Long-term growth of capital.
Total Return Fund	High, long-term total investment return consistent with moderate investment risk.

APPLICATION AND PURCHASE PAYMENTS

We are currently not offering or accepting applications for new Tax Tamer I Contracts.

Existing Contractowners may make additional Purchase Payments under a Contract of at least \$200 each at any time after Contract issuance.

Your additional Purchase Payments buy Accumulation Units of the Subaccounts and not shares of the Funds in which the Subaccounts invest. We allocate Purchase Payments to the appropriate Subaccount(s) based on the next computed value of an Accumulation Unit following receipt at Our Administrative Office in Good Order. We make these allocations after deductions for sales expenses (see "Contract Expenses - Sales Charge").

We value Accumulation Units at the end of each Business Day (generally 4:00 P.M., Eastern Time). If We receive a Purchase Payment prior to the end of a Business Day in a manner meeting Our requirements, We will process the payment based upon that day's Accumulation Unit values. If We receive a payment after the end of the Business Day, We will process the payment based upon the next Business Day's Accumulation Unit values.

HOW THE CONTRACT WORKS

The Contract has two phases: an Accumulation Period and an annuity income period. During the Accumulation Period, earnings on Your investment accumulate on a tax-deferred basis. The annuity income period begins when You convert from the Accumulation Period by agreeing that the Annuitant will start receiving regular annuity payments after the Accumulated Value has been applied to one of the annuity options in accordance with the annuity rates in the Contracts. You can select one of several annuity income payment options.

The Contract is a "variable" annuity because Your Accumulated Value during the Accumulation Period and the amount of Your variable annuity payments during the annuity income phase fluctuate based on the performance of the Funds underlying the Subaccounts You have selected. As a result, the Accumulated Value in Your Contract and Your variable annuity payments may increase or decrease. You are permitted to allocate Your Purchase Payments to all of fifteen (15) available Subaccounts We offer under the Contract, as long as each allocation is at least 10% of the Purchase Payment. Subject to certain limitations, You may reallocate Your Accumulated Value or Annuity Value.

The Contract provides a guaranteed death benefit that is payable to a Beneficiary when the Contractowner or Annuitant dies during the Accumulation Period. Upon the death of the Annuitant, the Contract guarantees that the Beneficiary will receive the greater of (i) the total Purchase Payments less any withdrawals or (ii) the Accumulated Value. Upon the death of the Contractowner, We pay only the Accumulated Value to the Beneficiary. We pay the death benefit when We receive both proof of death and appropriate instructions for payment.

You may withdraw a portion or all of the Accumulated Value during the Accumulation Period.

ALLOCATION OF PURCHASE PAYMENTS TO SUBACCOUNTS

When You make additional Purchase Payments to your Contract You may select a percentage allocation among the fifteen (15) Subaccounts. You may not allocate less than 10% of a Purchase Payment to any Subaccount. We reserve the right to adjust Your allocation to eliminate fractional percentages.

REALLOCATIONS AMONG SUBACCOUNTS

You may subsequently reallocate the Accumulated Value of Your Contract, among

the Subaccounts, provided that You invest no less than 10% of the aggregate Annuity Unit value in each of Your Subaccounts. A request to reallocate may be made on Our Subaccount reallocation form or by telephone, subject to the restrictions discussed below. If We receive a written reallocation request in Our Administrative Office before the end of a Business Day (generally 4:00 P.M., Eastern Time), We will process it based upon that day's Accumulation Unit values. If We receive it after the end of a Business Day, We will process it at the next Business Day's Accumulation Unit values.

All subsequent Purchase Payments will be allocated according to Your then-existing percentage allocations, unless You request a different allocation for that payment. We will not automatically rebalance Your Contract value to Your designated percentage allocations. Unless You request a reallocation to maintain Your allocations, You may end up with an allocation which has more or less risk than You intended.

Telephone Transfer Option

You may make transfers of Accumulation Value as described above by telephone by calling 1(800) 832-7783. You will be required to provide certain information for identification purposes when requesting a transaction by telephone, and We may record Your telephone call. We may also require written confirmation of Your request.

We will not be liable for losses resulting from telephone requests that We believe are genuine. We reserve the right to revoke or limit Your telephone transaction privileges at any time without revoking or limiting all owners' telephone transaction privileges. Telephone privileges may be denied to market timers and frequent or disruptive traders.

We cannot guarantee that telephone transactions will always be available. For example, there may be interruptions in

service beyond Our control such as weather-related emergencies.

WHAT ARE OUR POLICIES ON FREQUENT REALLOCATIONS AMONG SUBACCOUNTS?

The Contract is designed for long-term investment purposes. It is not intended to provide a vehicle for frequent trading or market timing.

As described in the Life Series Funds prospectus, the Board of Trustees of the Life Series Funds has adopted policies and procedures to detect and prevent frequent trading in the shares of each of the Life Series Funds (other than the Government Cash Management Fund) and to reject, without any prior notice, any purchase or exchange transaction if the Funds believe that the transaction is part of a market timing strategy.

In order to protect Contractowners and to comply with the underlying Funds' policies, We have agreed to honor instructions from the Funds to restrict or prohibit further purchases or transfers of shares by any Contractowner that has been identified by the Funds as having violated its market timing policies. Accordingly, We may be required to reject any reallocation request, without any prior notice, that is determined by the Funds to be part of a market timing strategy.

In order to enforce Our policy against market timing, We monitor reallocation requests using criteria such as (a) the number of reallocation transactions that occur within a specified period of time and (b) the dollar amount of reallocations that occur within a specified period of time. Moreover, We will only accept a transaction request that is in writing, or made by telephone, and that complies with Our requirements. We will not accept transaction requests by any other means, including, but not limited to, facsimile or e-mail.

We cannot guarantee that Our monitoring efforts will be effective in identifying or

preventing all market timing or frequent trading activity in the Subaccounts.

WHAT ARE THE RISKS TO CONTRACTOWNERS OF FREQUENT REALLOCATIONS?

To the extent that Our policies are not successful in detecting and preventing frequent trading in the Subaccounts, frequent trading may: (a) interfere with the efficient management of the underlying Funds by, among other things, causing the underlying Funds to hold extra cash or to sell securities to meet redemptions; (b) increase portfolio turnover, brokerage expenses, and administrative costs; and (c) harm the performance of the Funds, particularly for long-term shareholders who do not engage in frequent trading. These risks may in turn adversely affect Contractowners who invest in the Funds through Our Subaccounts.

In the case of the Subaccounts that invest indirectly in high yield bonds and stocks of small and/or mid-sized companies, the risk of frequent trading includes the risk that investors may attempt to take advantage of the fact that these securities may trade infrequently and therefore their prices may be slow to react to information. This could cause dilution in the value of the shares held by other shareholders.

In the case of the Subaccounts that invest indirectly in foreign securities, the risks of frequent trading include the risk of time zone arbitrage. Time zone arbitrage occurs when shareholders attempt to take advantage of the fact that the valuation of foreign securities held by a Fund may not reflect information or events that have occurred after the close of the foreign markets on which such securities principally trade but before the close of the NYSE. This could cause dilution in the value of the shares held by other shareholders.

THE ACCUMULATION PERIOD

Crediting Accumulation Units

During the Accumulation Period, We credit Purchase Payments to Your Contract in the form of Accumulation Units for each of Your selected Subaccounts. We determine the number of Accumulation Units that We credit to a Contractowner for the Subaccounts by dividing (a) the Purchase Payment (less any charges) by (b) the value of an Accumulation Unit for the Subaccount on the Business Day the payment is received in Our Administrative Office.

The Value of Your Contract

Your Accumulated Value fluctuates with the value of the assets of the Subaccounts less expenses and certain charges. There is no assurance that Your Accumulated Value will equal or exceed Purchase Payments. We determine the value for the amount You have in each Subaccount by multiplying (a) the total number of Accumulation Units You hold in a Subaccount by (b) the value of an Accumulation Unit for the Subaccount for the Valuation Period. We then add the amount attributable to each Subaccount to arrive at Your Accumulated Value.

Death During the Accumulation Period

If the Annuitant dies prior to the Annuity Commencement Date, We pay a death benefit to the Beneficiary You have designated. We generally make this payment within seven days of receiving in Good Order (a) a death certificate or similar proof of the death of the Annuitant or Owner ("Due Proof of Death") and (b) a claimant's statement form that includes payment instructions with the Beneficiary's election to receive payment in either a single sum settlement or an annuity option. We will pay the death benefit: (a) in a single sum, (b) by applying it to one of the annuity options, or (c) as We otherwise permit. The decision on how We pay is at Your election before the Annuitant's death and the Beneficiary's election after the Annuitant's death.

We determine the Accumulated Value for the death benefit as of the next computed value

of the Accumulation Units following Our receipt at Our Administrative Office of Due Proof of Death in Good Order.

The amount of the death benefit payable to the Beneficiary, upon the death of the Annuitant, is the greater of (a) the total Purchase Payments less partial withdrawals or (b) the Accumulated Value. Upon the death of the Contractowner, We pay only the Accumulated Value to the Beneficiary.

Special Requirements for Payment of Death Benefit

If the Contractowner dies before We have distributed the entire interest in the Contract, we must distribute the value of the Contract to the Beneficiary as provided below.

Otherwise, the Contract will not qualify as an annuity under Section 72 of the IRS Code.

If the Contractowner dies prior to the Annuity Commencement Date, the entire interest in the Contract must be distributed to the Beneficiary (a) within five years, or (b) beginning within one year of death, under an annuity option that provides that We will make annuity payments over a period not longer than the life or life expectancy of the Beneficiary.

If the Contract is payable to (or for the benefit of) the Contractowner's surviving spouse, We need not make any distribution. The surviving spouse may continue the Contract as the new Contractowner. If the Contractowner is also the Annuitant, the spouse has the right to become the Annuitant under the Contract. Likewise, if the Annuitant dies and the Contractowner is not a natural person, the Annuitant's surviving spouse has the right to become the Contractowner and the Annuitant. If the Beneficiary wishes to take the death benefit as an annuity payout, then the Beneficiary must make such election and payments must begin within 60 days of the death. This is necessary to receive tax treatment of annuity payments rather than the death benefit being treated for tax purposes as a lump sum distribution in the year of the death.

Partial Withdrawals and Full Surrenders During the Accumulation Period

You may make a partial withdrawal or full surrender of Your Contract at any time during the Accumulation Period if We receive Your request in Good Order on Our form. You will be entitled to receive the Net Accumulated Value of the Contract or, in the case of a partial withdrawal, the portion withdrawn. Your request is effective on the date it is received in writing on Our form in Good Order at Our Administrative Office and Your Accumulated Value less the requested amount will be determined based on the next computed value of Accumulation Units. We may defer payment of the amount of a withdrawal or surrender for a period of not more than seven days. We may also delay payment for the following reasons:

- we are unable to determine the amount of the payment because the NYSE is closed for trading or the SEC determines that a state of emergency exists, or

- for such other periods as the SEC may by order permit for the protection of security holders.

In the case of a partial withdrawal, unless You direct Us otherwise, the amount You request will be deducted from Your Subaccounts on a pro rata basis in the proportions to which their values bear to the Accumulated Value of Your Contract. We may deduct an administrative charge of \$7.50 annually if withdrawals cause the value of Your Contract to fall below \$1,500.

THE ANNUITY PERIOD

Annuity Commencement Date

Annuity payments begin on the Annuity Commencement Date You select when You buy a Contract. You may elect in writing to advance or defer the Annuity Commencement Date, not later than 30 days before the Annuity Commencement Date.

We will commence annuity payments on the first of the calendar month after the Annuitant's 85th birthday or, if state law

permits, 90th birthday unless You select an earlier date.

If the Net Accumulated Value on the Annuity Commencement Date is less than \$2,000, We may pay such value in one sum in lieu of annuity payments. If the Net Accumulated Value is \$2,000 or more, but the Variable Annuity Payments are estimated to be less than \$20, We may change the frequency of annuity payments to intervals that will result in payments of at least \$20.

Annuity Options

From the annuity options described below, You may elect to have the Net Accumulated Value applied at the Annuity Commencement Date to provide Fixed Annuity Payments, Variable Annuity Payments, or a combination thereof. You must make these elections in writing to Us at Our Administrative Office at least 30 days before the Annuity Commencement Date. In the absence of Your election, We make Variable Annuity Payments, beginning on the Annuity Commencement Date under annuity option 3. Option 3 is the basic annuity, a Life Annuity with 120 Monthly Payments Guaranteed. After the Annuity Commencement Date, We allow no redemptions or changes among annuity payment options.

The material factors that determine the level of Your annuity benefits are:

- Your Accumulated Value before the Annuity Commencement Date;
- the annuity option You select;
- the frequency and duration of annuity payments;
- the sex and adjusted age (as defined in the Contract) of the Annuitant and any Joint Annuitant at the Annuity Commencement Date; and
- in the case of a Variable Annuity Payment, the investment performance of the Subaccounts You select.

We apply the Accumulated Value on the Annuity Commencement Date, based on the annuity rates in Your Contract, or more favorable rates We may offer, reduced by any applicable premium taxes not previously deducted. You are then credited with a number of Annuity Units which remains the same for the payment period.

The Contract provides for the six annuity options described below. The annuity options available on a variable basis are Options 1, 2a and 3. All Annuity Payment Options shown are available on a fixed basis:

Option 1—Life Annuity. An annuity payable monthly during the lifetime of the Annuitant, ceasing with the last payment due before the death of the Annuitant. If You elect this option, annuity payments terminate automatically and immediately on the death of the Annuitant without regard to the number or total amount of payments received. . If the Annuitant dies before any payments are made, then no payments will be made.

Option 2a—Joint and Survivor Life Annuity. An annuity payable monthly during the joint lifetime of the Annuitant and the Joint Annuitant and continuing thereafter during the lifetime of the survivor, ceasing with the last payment due before the death of the survivor.

Option 2b—Joint and Two-Thirds to Survivor Life Annuity. An annuity payable monthly during the joint lifetime of the Annuitant and the Joint Annuitant and continuing thereafter during the lifetime of the survivor at an amount equal to two-thirds of the joint annuity payment, ceasing with the last payment due before the death of the survivor.

Option 2c—Joint and One-Half to Survivor Life Annuity. An annuity payable monthly during the joint lifetime of the Annuitant and the Joint Annuitant and continuing thereafter during the lifetime of the survivor at an amount equal to one-half of the joint annuity

payment, ceasing with the last payment due before the death of the survivor.

Under annuity options 2a, 2b and 2c, annuity payments terminate automatically and immediately on the deaths of both the Annuitant and the Joint Annuitant without regard to the number or total amount of payments received.

Option 3—Life Annuity with 60, 120 or 240 Monthly Payments Guaranteed.

An annuity payable monthly during the lifetime of the Annuitant, with the guarantee that if, at his or her death, payments have been made for less than 60, 120 or 240 monthly periods, as elected, We will continue to pay to the Beneficiary any guaranteed payments during the remainder of the selected period and, if the Beneficiary dies after the Annuitant, We will pay the Beneficiary's estate the present value of the remainder of the guaranteed payments. The present value of the remaining payments is the discounted (or reduced) amount which would produce the total of the remaining payments assuming that the discounted amount grew at the effective annual interest return assumed in the annuity tables of the Contract. The Beneficiary may also, at any time he or she is receiving guaranteed payments, elect to have Us pay him or her the present value of the remaining guaranteed payments in a lump sum.

Option 4—Unit Refund Life Annuity. An annuity payable monthly during the lifetime of the Annuitant, terminating with the last payment due before the death of the Annuitant. Upon the death of the Annuitant, We make an additional annuity payment to the Beneficiary equal to the following: We take the Annuity Unit value of the Subaccount(s) as of the date that We receive Due Proof of Death in writing at Our Administrative Office. We multiply that value by the remaining number of annuity units payable under this option. We calculate the number of annuity units payable by determining the excess, if any, of (a) over (b). For this purpose, (a) is (i) the Net

Accumulated Value We allocate to each Subaccount and apply under the option at the Annuity Commencement Date, divided by (ii) the corresponding Annuity Unit value as of the Annuity Commencement Date, and (b) is the product of (i) the number of Annuity Units applicable under the Subaccount represented by each annuity payment and (ii) the number of annuity payments made. (For an illustration of this calculation, see Appendix II, Example A, in the SAI.)

Assumed Investment Return

We use a 3.5% assumed investment to determine the amount of each Variable Annuity Payment. The first Variable Annuity Payment is based on the assumed investment return. Subsequent Variable Annuity Payments fluctuate based on the investment performance of the Subaccounts You have chosen as compared to the assumed investment return. As a result, if the actual net investment return rate of the Subaccounts equals 3.5%, the Variable Annuity Payments will be level. If the actual net investment return rate of the Subaccounts is greater than 3.5%, subsequent Variable Annuity Payments will be higher than the initial payment. If it is less than 3.5%, subsequent Variable Annuity Payments will be lower.

Death of Contractowner During Annuity Period

If the death of the Contractowner occurs on or after the Annuity Commencement Date, We will distribute the entire interest in the Contract at least as rapidly as under the annuity option in effect on the date of death.

Death of Annuitant During Annuity Period

On receipt of Due Proof of Death of the Annuitant after annuity payments have begun under an annuity option, We make any remaining payments under the option to the Beneficiary as provided by the option. Unless otherwise provided in the Beneficiary designation, if no Beneficiary survives the Annuitant, the proceeds will be paid in one lump sum to the Contractowner, if living; otherwise, to the Contractowner's estate.

YOUR RIGHT TO CANCEL THE CONTRACT

You may elect to cancel your Contract (a) within ten days from the date Your Contract is delivered to you or (b) longer as applicable state law requires. We will cancel the Contract after We receive from You at Our Administrative Office (a) the Contract and (b) a written request for cancellation. We will pay You an amount equal to the sum of (a) the Accumulated Value of the Contract based on the next computed value of the Accumulation Units following receipt of Your cancellation request in Good Order and (b)

the amount of any sales charges deducted from the initial Purchase Payment.

The amount We refund to You upon canceling a Contract may be more or less than Your initial Purchase Payment depending on the investment results of the Subaccount(s) to which You allocated Purchase Payments. However, in states that require a full refund of Purchase Payments You will receive a full refund.

CALCULATING VALUES

To calculate the Accumulation Unit or Annuity Unit values, We must first determine the current value of the units in each Subaccount. We do this for each day the values are calculated by determining the change in investment performance (including Fund-related charges and any dividends and distributions made by the Fund) from the last Valuation Period for each of the Funds. Then, daily charges are applied to the Separate Account for each day since the last Business Day. Finally, We multiply the previous unit value by this result.

CONTRACT EXPENSES

Sales Charge

The sales charge is an initial sales charge that We deduct from Your Purchase Payments.

We intend the sales charge to cover expenses relating to the sale of the Contract, including commissions paid to persons distributing the Contract. Discounts are available on larger purchases as shown in the table below. Moreover, when You make additional payments after the issuance of the Contract You are entitled to a credit for all prior payments in computing the sales charge percentage. In other words, You pay the

sales charge percentage that reflects (a) the total amount of all Purchase Payments previously made plus (b) the amount of the additional payment being made. If You own more than one Contract, We will aggregate Your Purchase Payments on all of Your Contracts in calculating Your discount level.

We do not impose a sales charge for Contracts sold to (a) officers and full-time employees of FLIAC or its affiliates who have been employed for at least one year, (b) Our agents who have been under contract for at least one year, or (c) Contractowners of First Investors Life Variable Annuity Fund A ("Separate Account A") who exchange their Separate Account A Contracts for Separate Account C Contracts at the next computed values of their Accumulation Units. We require Contractowners who exchange from Separate Account A to Separate Account C to execute a change of Contract form. This form states that We deduct a daily charge equal to an annual rate of 1.00% of the daily Accumulation Unit value of any Subaccount as a charge for mortality and expense risks. We may modify or terminate this exchange privilege at any time.

Sales Charge Table for Separate Account C Contracts

Amount of Purchase Payment(s)	Purchase Payments*	Sales Charge as % of Net Amount Invested	Amount to Dealers as % of Purchase Payments
Less than \$25,000	7.00%	7.53%	5.75%
\$25,000 but under \$50,000	6.25	6.67	5.17
\$50,000 but under \$100,000	4.75	4.99	3.93
\$100,000 but under \$250,000	3.50	3.63	2.90
\$250,000 but under \$500,000	2.50	2.56	2.19
\$500,000 but under \$1,000,000	2.00	2.04	1.67
\$1,000,000 or over	1.50	1.52	1.24

* Due to rounding of numbers and calculating a sales charge, You may pay more or less than what is shown above. The percentages shown also assume that We have deducted no premium taxes.

MORTALITY AND EXPENSE RISK CHARGE

We impose a mortality and expense risk charge.

The mortality risk that We assume arises from Our obligation to continue to make annuity payments to each Annuitant regardless of (a) how long that person lives and (b) how long all payees as a group live. This assures an Annuitant that neither the Annuitant's own longevity nor an improvement in life expectancy generally will have an adverse effect on the annuity payments the Annuitant will receive under the Contract. We also assume a risk associated with the guaranteed death benefit which We would pay in the event of death during the Accumulation Period.

In addition, We assume the risk that the charges for administrative expenses may not be adequate to cover such expenses. We will not increase the amount We charge for administrative expenses. In consideration for assuming these mortality and expense risks, We deduct an amount equal on an annual basis to 1.00% of the daily Accumulation Unit value of the Subaccounts.

We guarantee that We will not increase the mortality and expense risk charge after a Contract is issued. If the charge is insufficient to cover the actual cost of the mortality and expense risks, the loss will fall on Us. Conversely, if the deductions prove more than sufficient, the excess will be a profit to Us. We can use any profits resulting to Us from over-estimates of the actual costs of the mortality and expense risks for any business purpose.

OTHER CHARGES

Administrative Charge

We may deduct an administrative charge of \$7.50 annually from the Accumulated Value of Contracts that have an Accumulated Value of less than \$1,500 because of partial withdrawals. These charges are to compensate Us for expenses involved in administering small Contracts. If the actual

expenses exceed charges, We will bear the loss. We guarantee that We will not increase the administrative charges.

Premium Tax Charge

Some states and municipalities assess premium taxes at the time You:

- make Purchase Payments,
- withdraw or surrender, or
- begin receiving annuity payments.

We currently pay any premium taxes that are assessed. However, We reserve the right to deduct such premium taxes in accordance with the terms of Your Contract. These taxes currently range up to 3.5% of Purchase Payments received by Us.

Fund Expenses

The Funds also take deductions from and pay expenses out of their own assets. Further information about these charges is available in the attached prospectus for the Life Series Funds.

FEDERAL TAX INFORMATION

This section provides a general summary of the federal tax law as it pertains to the Contract. We believe that the Contract will qualify as a tax-deferred annuity Contract for federal income tax purposes and the following summary assumes so. We do not discuss state or local taxes herein, except as noted. The law described herein could change, possibly retroactively. We have the right to modify the Contract in response to changes in the law that affect the favorable tax treatment for annuity owners. We do not offer this summary as tax advice, for which You should consult a qualified tax adviser.

Taxation of a Contract will depend, in part, on whether the Contract is purchased as part of a qualified retirement plan, a traditional individual retirement account ("IRA") or a Roth IRA.

The following discussion does not apply to a Contract that has been purchased as part of a qualified retirement plan or IRA (a

“qualified Contract”). If a qualified Contract is purchased, the tax treatment of Purchase Payments, annuity payments, surrenders and death benefits with respect to a qualified Contract will be governed by the tax law applicable to qualified retirement plans and IRAs. However, generally, deductible or “before-tax” Purchase Payments for qualified Contracts will be taxed when distributed from the Contract; the Contract is not forfeitable; and Contract ownership may not be transferred.

Purchase Payments for a Contract outside of a qualified retirement plan or IRA (“non-qualified”) are on an “after-tax” basis, so You only pay federal income tax on Your net earnings and net realized gains under the Contract. Generally, these earnings are taxed when You receive distributions thereof under the Contract. The IRS has not reviewed the Contracts for qualification as an appropriate investment for a qualified plan or IRA.

When a non-natural person owns a non-qualified Contract, the Contract generally will not be treated as an annuity for federal tax purposes and thus will not enjoy the benefit of tax deferral. However, a Contract owned by a non-natural person as agent for an individual will be treated as an annuity for those purposes.

This summary assumes that the Contractowner is a natural person who is a U.S. citizen or U.S. resident. The federal tax law applicable to corporate taxpayers, non-U.S. citizens, and non-U.S. residents may be different.

Purchase Payments

Your Purchase Payments are not deductible from Your gross income for federal income tax purposes.

Increases in Accumulated Value

Generally, You pay no federal income tax on increases in Your Contract’s Accumulated Value until there is a distribution from a Contract. A distribution occurs when there is a partial withdrawal or full surrender or annuity payments begin.

Annuity Payments

Once annuity payments begin, You generally will be taxed for federal income tax purposes only on the net investment income and investment gains You have earned (as ordinary income) and not on the amount of Your Purchase Payments. As a result, a portion of each payment is taxable as ordinary income. The remaining portion is a nontaxable recovery of Your investment in the Contract. Generally, your investment in the Contract equals the Purchase Payments You made, less any amounts You previously withdrew that were not taxable.

For Fixed Annuity Payments, the tax-free portion of each payment is determined by:

- dividing Your investment in the Contract by the total amount you expect to receive out of the Contract, and
- multiplying the result by the amount of the payment.

For Variable Annuity Payments, the tax-free portion of each payment is (a) Your investment in the Contract divided by (b) the number of expected payments.

The remaining portion of each payment, and all of the payments You receive after You recover Your investment in the Contract, are fully taxable. If payments under a life annuity stop because the Annuitant dies, there is a federal income tax deduction for any unrecovered investment in the Contract.

Withdrawals and Surrenders

Before annuity payments begin, withdrawals and surrenders are taxed for federal income tax purposes as follows:

- a partial withdrawal or total surrender is taxed in the year of receipt to the extent that the Contract’s Accumulated Value exceeds the investment in the Contract (that is, on an “income first” basis); and
- a penalty equal to 10% of the taxable distribution applies to distributions before the taxpayer reaches age 59 ½ subject to certain exceptions.

The 10% federal tax penalty is generally not imposed on withdrawals that are:

- made on or after the death of a Contractowner;
- attributable to the taxpayer becoming disabled; or
- made as part of a series of substantially equal periodic payments for the life or life expectancy of the taxpayer or for the joint life or joint life expectancy of the taxpayer and the spouse.

If You receive systematic payments that You intend to qualify for the substantially equal periodic payment exception, changes to Your systematic payments before You reach age 59 ½ or within five years (whichever is later) after beginning Your systematic payments will result in the retroactive imposition of the 10% federal tax penalty with interest. Other exceptions may apply under certain circumstances. Special rules may also apply to the exceptions noted above.

If the Contract was purchased as an investment for profit, subject to certain rules, you may deduct any loss upon surrender of the Contract as an ordinary loss.

For purposes of surrenders, the Internal Revenue Code treats all Contracts that We issue to You in the same calendar year as a single Contract.

Death Benefits

Unlike the death benefit on a life insurance policy, the death benefit paid on an annuity Contract does not pass to the Beneficiary free of federal income tax. Generally, a death benefit is included in the income of the recipient as follows:

- if distributed in a lump sum, it is taxed in the same manner as a surrender of the Contract;
- if distributed under an annuity payout option, it is taxed in the same manner as annuity payments.

The death benefit paid to a Beneficiary on a Contract is ordinary income to the Beneficiary to the extent it exceeds the Contractowner's investment in the Contract. The Beneficiary must pay federal income tax on this amount at the Beneficiary's tax rate. Moreover, the death benefit may also be included in the Contractowner's federal gross estate unless the Beneficiary is the spouse. If the Beneficiary is not the spouse, the Beneficiary may be eligible for a special federal income tax deduction for a portion of the federal estate tax attributable to the death benefit.

Transfers, Assignments and Contract Exchanges

Transferring or assigning ownership of the Contract, changing Annuity Commencement Dates or exchanging a Contract (unless the exchange qualifies as a tax-free exchange under Section 1035 of the Internal Revenue Code) may result in certain tax consequences, such as liability for federal income and gift taxes, not explained in this prospectus.

Tax Withholding and Reporting

The Internal Revenue Code generally requires Us to withhold income tax from any Contract distribution, including a partial withdrawal or total surrender or an annuity payment. The amount of withholding depends, in part, on whether the payment is "periodic" or "non-periodic."

For periodic payments (e.g., annuity payments), upon request We withhold from the taxable portion of each payment based on a payroll withholding schedule that assumes a married recipient claiming three withholding exemptions. If You want Us to withhold on a different basis, You must file an appropriate withholding certificate with Us. For non-periodic payments (e.g., distributions such as partial withdrawals), We generally withhold 10% of the taxable portion of each payment.

You may elect not to have the withholding rules apply. For periodic payments, Your election is effective for the calendar year for

which You file it with Us, and for each subsequent year until You amend or modify it. For non-periodic payments, an election is effective when You file it with Us, but only for the payment to which it is applicable. We have to notify Your recipients of Your right to elect not to have taxes withheld.

The Internal Revenue Code generally requires Us to report all payments to the Internal Revenue Service.

Other Tax Issues

We are taxed as a “life insurance company” under the Internal Revenue Code. We do not expect to incur any federal income tax as a result of the net earnings or realized net capital gains attributable to Separate Account C. Based upon this expectation, no charge is currently assessed against Separate Account C for such tax. If We incur such tax in the future, We may assess a charge for such tax against Separate Account C. We may incur state and local income taxes (in addition to premium taxes) attributable to Separate Account C in several states. At present, these taxes are not significant and We currently do not impose any charge for such taxes against Separate Account C. We may, however, assess Separate Account C for such taxes in the future. If any charges for federal, state or local taxes are assessed against Separate Account C in the future, they could reduce the net investment performances of the Subaccounts.

In order for the Contract to be treated as an annuity contract for federal income tax purposes, the investments of each Subaccount to which Purchase Payments under the Contract are allocated must be “adequately diversified” in accordance with the Internal Revenue Code and Treasury Department regulations. The investment adviser of the Life Series Funds monitors each Fund’s investment portfolio to ensure that the diversification requirements are met, because, for purposes thereof, a Fund’s assets are treated as if they are owned by each Subaccount that invests therein. If any Subaccount to which the Purchase Payments

under Your Contract are allocated failed to satisfy these requirements, You would be currently taxed on the net earnings and net realized gains of the Subaccount unless Your Contract was held in a qualified plan or an IRA. The tax would apply from the first quarter of the failure, until We corrected the failure in conformity with a Treasury Department procedure. This is a risk that is common to all variable annuity contracts.

Each of the Life Series Funds that is available under the Contract sells its shares not only to Separate Account C but also to other separate accounts that fund variable life insurance policies and variable annuity contracts. We do not anticipate any disadvantage resulting from this arrangement. However, it is possible that a material conflict of interest could arise between the interests of Policyowners and Contractowners that invest in the same Fund. If such a conflict were to arise, We would take whatever steps were necessary to protect the interests of Policyowners and Contractowners, including potentially substituting a different fund for the Fund. It is also possible that the failure of one separate account to comply with the federal tax law requirements could cause all of the separate accounts to lose their tax-deferred status. This is a risk that is common to many variable life insurance policies and variable annuities.

Under certain circumstances, a Contractowner’s control of the investments of Separate Account C could cause the Contractowner, rather than Us, to be treated as the owner of the assets in Separate Account C for federal tax purposes, which would result in the current taxation of the net income and net realized gains on those assets to the Contractowner. Based upon existing IRS guidance, We do not believe that the ownership rights of a Contractowner under the Contract would result in the Contractowner’s being treated as the owner of the assets of the Contract. However, We do not know whether additional guidance will be provided by the IRS on this issue and

what standards may be contained in such guidance. Therefore, We reserve the right to modify the Contract as necessary to attempt

to prevent a Contractowner from being considered the owner of a pro rata share of the assets of the Contract.

VOTING RIGHTS

Because the Life Series Funds is not required to have annual shareholder meetings, Contractowners generally will not have an occasion to vote on matters that pertain to the Life Series Funds. In certain circumstances, one or more of the Funds may be required to hold a shareholders meeting or may choose to hold one voluntarily. For example, a Fund may not change fundamental investment policies without the approval of a majority vote of that Fund's shareholders in accordance with the 1940 Act.

If a Fund holds a meeting at which shareholders are entitled to vote, Contractowners would have an opportunity to provide voting instructions for shares of the Fund held by a Subaccount in which their Contract invests. We would vote the shares of any Fund held in a corresponding Subaccount or directly, at any Fund shareholders meeting as follows:

- shares attributable to Contractowners for which We received instructions, would be voted in accordance with the instructions;
- shares attributable to Contractowners for which We did not receive instructions, would be voted in the same proportion that We voted shares held in the Subaccount for which We received instructions; and
- shares not attributable to Contractowners, would be voted in the same proportion that We voted shares held in the Subaccount attributable to Contractowners for which We received instructions.

We will vote Fund shares that We hold directly in the same proportion that We vote shares held in any corresponding Subaccounts that are attributable to Contractowners and for which We receive instructions. However, We will vote Our own shares as We deem appropriate where there are no shares held by Contractholders in any Subaccount. We will present all the shares of

any Fund that We held through a Subaccount or directly at any Fund shareholders meeting for purposes of determining a quorum.

We will determine the number of Fund shares held in a corresponding Subaccount that is attributable to each Contractowner as follows:

- before the Annuity Commencement Date, We divide the Subaccount's Accumulated Value by the net asset value of one Fund share, and
- after the Annuity Commencement Date, We divide the reserve held in the Subaccount for the variable annuity payment under the Contract by the net asset value of one Fund share. As this reserve fluctuates, the number of votes fluctuates.

We will determine the number of votes that a Contractowner has the right to cast as of the record date established by the Life Series Funds. We will solicit instructions by written communication before the date of the meeting at which votes will be cast. We will send meeting information and other materials relating to the Fund to each Contractowner having a voting interest in a Subaccount.

The voting rights that We describe in this prospectus are created under applicable laws. If the laws eliminate the necessity to submit such matters for approval by persons having voting rights in separate accounts of insurance companies or restrict such voting rights, We reserve the right to proceed in accordance with any such changed laws or regulations. Specifically, We reserve the right to vote shares of any Fund in Our own right, to the extent the law permits.

PROCESSING TRANSACTIONS

Generally, Your transaction requests will be processed as of the Business Day on which We receive them, if We receive them in Good Order before the closing of business on the Business Day (generally 4:00 P.M. Eastern Time). Otherwise, they will be processed as

of Our next Business Day. To meet Our requirements for processing transactions, We may require that You use Our forms.

RESERVATION OF RIGHTS

We also reserve the right to make certain changes to the Contract, Separate Account or Funds if We believe they would (a) best serve the interests of the Contractowners and annuity payee or (b) be appropriate in carrying out the purposes of the Contract. We will make a change only as the law permits. When required, We will (a) obtain the necessary Contractowner or regulatory approval for any change and (b) notify Contractowners before making a change.

For example, We may:

- operate the Separate Account in any form permitted by law;
- add, delete, combine, or modify Subaccounts of the Separate Account;
- add, delete, or substitute for the Fund shares held in any Subaccount, the shares of any investment company or series thereof, or any investment permitted by law;
- amend or obtain and continue any exemptions under the Contract if required to comply with the Code or any other applicable federal or state law; or
- make any necessary technical changes in the Contract in order to conform with any of the above actions.

CONTRACT YEARS AND ANNIVERSARIES

We measure Contract years and anniversaries from the date the Contract is issued. Each Contract year will commence on the anniversary of the issue date.

STATE VARIATIONS

Where required by state law, there may be variations in the Contract covered by a special form of the Contract for your State. As a result, your Contract may differ from this prospectus. You should refer to Your Contract for terms that are specific to Your

characteristics. We have the right to change the Contract to meet applicable state laws or regulations.

New Contracts are not currently being offered for sale. Existing Contractowners may continue to make additional payments under their respective Contract.

DISTRIBUTION OF THE CONTRACT

We sell the Contract solely through individuals who, in addition to being licensed as insurance agents, are registered representatives of FFS, which is one of Our affiliates. FFS is a registered broker-dealer under the Securities Exchange Act of 1934, and a member of the Financial Industry Regulatory Authority ("FINRA"). FFS's executive offices are located at 40 Wall Street, New York, New York 10005. We reserve the right to sell the Contracts directly.

Representatives are paid up to 57.1% of the sales charge imposed on the sale of a Contract. Representatives may receive additional amounts through compensation overrides, expense allowances, bonuses and training allowances. Representatives may also qualify for non-cash compensation and awards based on productivity and persistency factors. We intend to recoup commissions and other sales expenses through fees and charges imposed under the Contract. Commissions paid on the Contract, including other incentives or payments, are not charged directly to the Contractowners or the Separate Account.

In addition, in an effort to promote the sale of Our products, We and FFS may enter into compensation arrangements with certain broker-dealer firms, some of which may be affiliated with Us with respect to certain or all registered representatives of such firms under which such firms may receive separate compensation or reimbursement for, among other things, training of sales personnel, marketing, administrative services and/or other services they provide to Us or Our affiliates. These services may include, but are not limited to: educating customers on

Our product features; conducting due diligence and analysis; providing office access, operations and systems support; and holding seminars intended to educate registered representatives and make them more knowledgeable about Our products. We and FFS also may compensate third-party vendors for services that such vendors render to broker-dealer firms. To the extent permitted by the Financial Industry Regulatory Authority (“FINRA”) rules and other applicable laws and regulations, We and FFS may pay or allow other promotional incentives or payments in the forms of non-cash compensation (e.g., gifts, occasional meals and entertainment, sponsorship of training and due diligence events). These arrangements may not be offered to all firms and the terms of such arrangements may differ between firms. In addition, Our affiliates may provide such compensation, payments and/or incentives to firms arising out of the marketing, sale and/or servicing of variable annuities or life insurance offered by Us.

REPORTS

Our variable annuities are offered through broker-dealers that are registered with the SEC and are members of FINRA. At least twice each year, We will send a report to You that contains financial information about the Funds as required by applicable law. In addition, transaction confirmations are sent by Us on behalf of the broker-dealers through which variable annuity transactions are processed and, at least once each year, We will send a statement that gives You financial information about Your Contract.

If several members of the same household each own a Contract, We may send only one such report or prospectus to that address, unless You instruct Us otherwise. You may receive additional copies by calling or writing Us.

FINANCIAL STATEMENTS

The Financial Statements of FLIAC and for the Separate Account are in the SAI.

TABLE OF CONTENTS OF THE STATEMENT OF ADDITIONAL INFORMATION

Item	Page
General Description.....	2
Services	4
Valuation	5
Other Information	6
Relevance of Financial Statements	7
Appendices.....	8
Financial Statements.....	12

SEC file numbers:
Separate Account C: 033-33419/811-06130

To: Foresters Life Insurance and Annuity Company
Raritan Plaza 1
Edison, New Jersey 08837

Request for Statement of
Additional Information

I would like to receive a current copy of the following:
(check all appropriate boxes below)

☐ The Statement of Additional Information for First Investors Life
Variable Annuity Fund C (Separate Account C).

☐ The Statement of Additional Information for First Investors Life
Series Funds.

From: _____
(name)

Contract number: _____

Address: _____

Phone number: _____

☐ Check if this is a change of address.

This page intentionally left blank.

This page intentionally left blank.

This page intentionally left blank.

This page intentionally left blank.

This page intentionally left blank.

This page intentionally left blank.

This page intentionally left blank.

Life Series Funds

	Ticker Symbols
Balanced Income	--
Covered Call Strategy	--
Equity Income	--
Fund For Income	--
Government	--
Government Cash Management	--
Growth & Income	--
International	--
Investment Grade	--
Limited Duration Bond	--
Opportunity	--
Real Estate	--
Select Growth	--
Special Situations	--
Total Return	--

This prospectus should be read in conjunction with the prospectus for the variable annuity contract and/or life insurance policy that you purchase. The shares of the Funds described above are available and are being marketed exclusively as a pooled funding vehicle for life insurance companies writing all types of variable annuity contracts and life insurance policies.

The Securities and Exchange Commission has not approved or disapproved these securities or passed upon the accuracy or adequacy of this prospectus. Any representation to the contrary is a criminal offense.

The date of this prospectus is

May 1, 2018

TABLE OF CONTENTS

THE FUNDS SUMMARY SECTION.....	1
Balanced Income Fund.....	1
Covered Call Strategy Fund	6
Equity Income Fund	10
Fund For Income.....	14
Government Fund.....	18
Government Cash Management Fund.....	22
Growth & Income Fund	25
International Fund.....	28
Investment Grade Fund.....	32
Limited Duration Bond Fund.....	36
Opportunity Fund	40
Real Estate Fund.....	43
Select Growth Fund	47
Special Situations Fund.....	50
Total Return Fund	53
Other Important Information.....	58
THE FUNDS IN GREATER DETAIL.....	59
Balanced Income Fund.....	60
Covered Call Strategy Fund	65
Equity Income Fund	69
Fund For Income.....	72
Government Fund.....	76
Government Cash Management Fund.....	80
Growth & Income Fund	83
International Fund.....	85
Investment Grade Fund.....	89
Limited Duration Bond Fund.....	94
Opportunity Fund	99
Real Estate Fund.....	101
Select Growth Fund	105
Special Situations Fund.....	108
Total Return Fund	111
FUND MANAGEMENT IN GREATER DETAIL	116

SHAREHOLDER INFORMATION	123
How and when do the Funds price their shares?.....	123
How do I buy and sell shares?	124
Do the Funds pay compensation to intermediaries?.....	125
Can I exchange my shares for the shares of other Funds?	125
What are the Funds' policies on frequent trading in the shares of the Funds?	125
What about dividends and other distributions?	127
What about taxes?.....	127
Additional Information	127
FINANCIAL HIGHLIGHTS	129

Balanced Income Fund
 Covered Call Strategy Fund
 Equity Income Fund
 Fund For Income
 Government Fund
 Government Cash Management Fund
 Growth & Income Fund
 International Fund

Investment Grade Fund
 Limited Duration Bond Fund
 Opportunity Fund
 Real Estate Fund
 Select Growth Fund
 Special Situations Fund
 Total Return Fund

THE FUNDS SUMMARY SECTION

BALANCED INCOME FUND

Investment Objective: The Fund seeks income as its primary objective and has a secondary objective of capital appreciation.

Fees and Expenses of the Fund: This table describes the fees and expenses that you may pay if you buy and hold shares of the Fund. Investments in the Fund can only be made through a variable annuity contract or life insurance policy offered by a participating insurance company. This table does not reflect the fees and expenses that are or may be imposed by a variable annuity contract or life insurance policy for which the Fund is an investment option. For information regarding those fees and expenses, please refer to the applicable variable annuity contract or life insurance policy prospectus. If those fees and expenses were included, the overall fees and expenses shown in the table would be higher.

Shareholder Fees <i>(fees paid directly from your investment)</i>	
Maximum sales charge (load) imposed on purchases (as a percentage of offering price)	N/A
Maximum deferred sales charge (load) (as a percentage of the lower of purchase price or redemption price)	N/A
Annual Fund Operating Expenses <i>(expenses that you pay each year as a percentage of the value of your investment)</i>	
Management Fees	0.75%
Distribution and Service (12b-1) Fees	None
Other Expenses	0.40%
Total Annual Fund Operating Expenses	1.15%

Example

The Example is intended to help you compare the cost of investing in the Fund with the cost of investing in other mutual funds. The Example assumes that you invest \$10,000 in the Fund for the time periods indicated and then redeem all of your shares at the end of those periods. The Example also assumes that your investment has a 5% return each year and that the Fund’s operating expenses remain the same. The table below does not include the fees or expenses that are or may be imposed by a variable annuity contract or life insurance policy for which the Fund is an investment option. If they were included, the expenses shown in the table below would be higher. Although your actual costs may be higher or lower, based on these assumptions, whether you do or do not redeem your shares, your costs would be:

	1 year	3 years	5 years	10 years
Balanced Income Fund	\$117	\$365	\$633	\$1,398

Portfolio Turnover: The Fund pays transaction costs, such as commissions, when it buys and sells securities (or “turns over” its portfolio). A higher portfolio turnover may indicate higher transaction costs. These costs, which are not reflected in annual fund operating expenses or in the Example, affect the Fund’s performance. During the most recent fiscal year, the Fund’s portfolio turnover rate was 79% of the average value of its portfolio.

Principal Investment Strategies: The Fund allocates its assets among bonds, stocks and money market instruments. While the percentage of assets allocated to each asset class is flexible rather than fixed, under normal market conditions, the Fund invests approximately 50-70% of its net assets in bonds, money market instruments and cash and investments that provide exposure to such assets, including exchange-traded funds (“ETFs”), and approximately 30-50% of its net assets in stocks and investments that provide exposure to such assets, including ETFs.

In connection with the determination of the Fund’s allocation ranges, the Adviser considers various factors, including existing and projected market conditions for equity and fixed income securities. Once the asset allocation for bonds, stocks and money market instruments has been set, the Adviser uses fundamental research and analysis to determine which particular investments to purchase or sell. The percentage allocations within the above ranges may change due to, among other things, market fluctuations or reallocation decisions by Foresters Investment Management Company, Inc. (“Adviser”). Reallocations are expected to occur infrequently and only when the Fund’s investments in bonds, stocks and money market instruments fall outside of the above ranges.

The Fund’s investments in bonds are comprised primarily of investment-grade corporate bonds. The Adviser selects bonds by first considering the outlook for the

economy and interest rates, and thereafter, a particular security’s characteristics.

To a lesser extent, the Fund also invests in high yield, below investment grade corporate bonds (commonly known as “high yield” or “junk bonds”). The Adviser has retained Muzinich & Co, Inc. (“Muzinich”) as a subadviser to manage this portion of the Fund. High yield bonds include bonds that are rated below Baa3 by Moody’s Investors Service, Inc. or below BBB- by S&P Global Ratings as well as unrated bonds that are determined by Muzinich to be of equivalent quality. Muzinich will consider ratings assigned by ratings agencies in selecting high yield bonds, but relies principally on its own research and investment analysis. In managing its portion of the Fund, Muzinich focuses on investments it believes can generate attractive and consistent income. Muzinich may sell a bond when it shows deteriorating fundamentals or it falls short of the portfolio manager’s expectations. In addition, the Adviser may also invest in ETFs that could expose the Fund to high yield securities.

The Fund invests in other types of bonds and other debt securities, including U.S. Government securities and mortgage-backed securities. The Fund may also invest in U.S. Treasury futures and options on U.S. Treasury futures to hedge against changes in interest rates. The Fund may invest in bonds of any maturity or duration.

The Fund’s investment in stocks are normally diversified among common stocks of large-, mid- and small-size companies that offer the potential for current income or capital appreciation with an emphasis on companies that offer the potential for current income. In selecting stocks, the Adviser considers, among other things, an issuer’s financial strength, management, earnings growth potential and history (if any) of paying dividends.

The Adviser may sell a security if it becomes fully valued, its fundamentals have deteriorated, alternative investments become

more attractive or if it is necessary to rebalance the portfolio.

Principal Risks: You can lose money by investing in the Fund. There is no guarantee that the Fund will meet its investment objective. Here are the principal risks of investing in the Fund:

Allocation Risk. The Fund may allocate assets to investment classes that underperform other classes. For example, the Fund may be overweighted in bonds when the bond market is falling and the stock market is rising.

Credit Risk. A debt issuer may become unable or unwilling to pay interest or principal when due. The prices of debt securities are affected by the credit quality of the issuer and, in the case of mortgage-backed securities, the credit quality of the underlying loans. Securities issued by U.S. Government sponsored enterprises are supported only by the credit of the issuing entity.

Derivatives Risk. Investments in U.S. Treasury futures and options on U.S. Treasury futures to hedge against changes in interest rates involve risks, such as potential losses if interest rates do not move as expected and the potential for greater losses than if these techniques had not been used. Investments in derivatives can increase the volatility of the Fund's share price and may expose it to significant additional costs. Derivatives may be difficult to sell, unwind or value.

Dividend Risk. At times, the Fund may not be able to identify attractive dividend-paying stocks. The income received by the Fund will fluctuate due to the amount of dividends that companies elect to pay, which could adversely affect the Fund's ability to pay dividends and its share price.

Exchange-Traded Funds Risk. The risks of investing in an ETF typically reflect the risks of the instruments in which the ETF invests. In addition, because ETFs are investment companies, the Fund will bear its proportionate share of the fees and expenses of an investment in an ETF. As a result, the

Fund's expenses may be higher and performance may be lower.

High Yield Securities Risk. High yield debt securities (commonly known as "junk bonds"), have greater credit risk than higher quality debt securities because their issuers may not be as financially strong. High yield securities are inherently speculative due to the risk associated with the issuer's ability to make principal and interest payments. During times of economic stress, high yield securities issuers may be unable to access credit to refinance their bonds or meet their credit obligations.

Interest Rate Risk. In general, when interest rates rise, the market value of a debt security declines, and when interest rates decline, the market value of a debt security increases. Interest rates across the U.S. economy have recently increased and may continue to increase, thereby heightening the Fund's exposure to the risks associated with rising interest rates. Securities with longer maturities and durations are generally more sensitive to interest rate changes.

Market Risk. Stock prices may decline over short or even extended periods due to general economic and market conditions, adverse political or regulatory developments or interest rate fluctuations. Similarly, bond prices fluctuate in value with changes in interest rates, the economy and circumstances directly involving the issuers. Adverse market events may lead to increased redemptions, which could cause the Fund to experience a loss or difficulty in selling securities to meet redemptions. Certain investments may be difficult or impossible to sell at a favorable time or price when the Fund requires liquidity to make redemptions.

Mid-Size and Small-Size Company Risk. The market risk associated with stocks of mid- and small-size companies is generally greater than that associated with stocks of larger, more established companies because stocks of mid- and small-size companies tend to experience sharper price fluctuations. At times, it may be

difficult to sell mid-to small-size company stocks at reasonable prices.

Prepayment and Extension Risk. When interest rates decline, borrowers tend to refinance their mortgages and the mortgages that back these mortgage-backed securities suffer a higher rate of prepayment. This could cause a decrease in the Fund's income and share price. Conversely, when interest rates rise borrowers tend to repay their mortgages less quickly, which will generally increase both the Fund's sensitivity to rising interest rates and its potential for price declines.

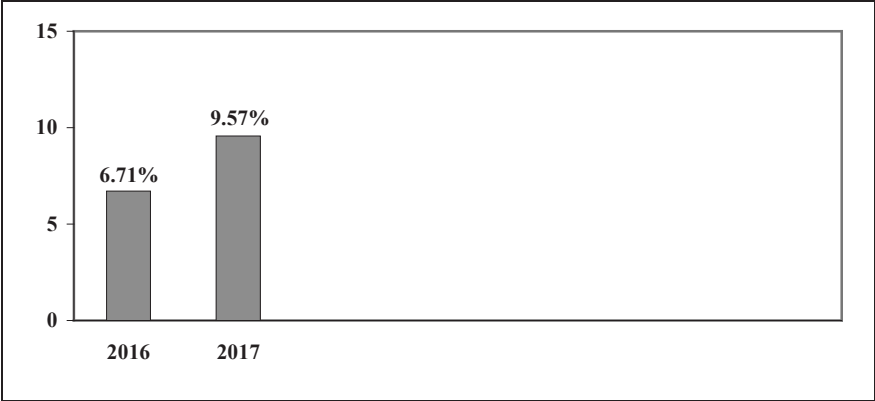
Security Selection Risk. Securities selected by the portfolio manager may perform differently than the overall market or may not meet expectations.

An investment in the Fund is not a bank deposit and is not insured or guaranteed by the Federal Deposit Insurance Corporation or any other government agency.

Performance: The following bar chart and table provide some indication of the risks of investing in the Fund. The bar chart shows changes in the Fund's performance from year to year. The table shows how the Fund's average annual returns for the 1-year and Life of Fund periods compare to those of an index that is a broad measure of market performance for equity securities and an index that is a broad measure of market performance for fixed-income securities. The Fund's past performance is not necessarily an indication of how the Fund will perform in the future. Prior to May 1, 2018, Muzinich did not serve as a subadviser to the Fund.

The bar chart and table do not reflect fees and expenses that may be deducted by the variable annuity contract or variable life insurance policy through which you invest. If they were included, the returns would be less than those shown.

Total Annual Returns For Calendar Years Ended December 31



During the periods shown, the highest quarterly return was 3.59% (for the quarter ended December 31, 2017) and the lowest quarterly return was -0.38% (for the quarter ended December 31, 2016).

Average Annual Total Returns For Periods Ended December 31, 2017

	1 Year	Life of Fund
Balanced Income Fund (Inception Date: 11/2/15)	9.57%	6.63%
S&P 500 Index (reflects no deduction for fees, expenses or taxes)	21.83%	14.74%
BofA Merrill Lynch U.S. Corporate, Government & Mortgage Index (reflects no deduction for fees, expenses or taxes)	3.63%	2.58%

Investment Adviser: Foresters Investment Management Company, Inc. is the Fund's investment adviser and Muzinich serves as the subadviser to a portion of the Fund.

Portfolio Manager: The Fund assets managed by FIMCO are managed primarily by Rajeev Sharma, Director of Fixed Income, and Sean Reidy, interim Co-Director of Equities. Mr. Sharma has served as portfolio manager of the Fund since 2017 and Mr. Reidy has served as portfolio manager of the Fund since March 2018. The portion of the Fund managed by Muzinich is managed primarily by Clinton Comeaux and Bryan Petermann, Portfolio Managers of the Fund since May 2018.

Other Important Information About The Fund: For important information about the Purchase and Sale of Fund Shares, Tax Information and Payments To Insurance Companies and Other Financial Intermediaries, please refer to the section "Other Important Information" on page 58 of this prospectus.

COVERED CALL STRATEGY FUND

Investment Objective: The Fund seeks long-term capital appreciation.

Fees and Expenses of the Fund: This table describes the fees and expenses that you may pay if you buy and hold shares of the Fund. Investments in the Fund can only be made through a variable annuity contract or life insurance policy offered by a participating insurance company. This table does not reflect the fees and expenses that are or may be imposed by a variable annuity contract or life insurance policy for which the Fund is an investment option. For information regarding those fees and expenses, please refer to the applicable variable annuity contract or life insurance policy prospectus. If those fees and expenses were included, the overall fees and expenses shown in the table would be higher.

Shareholder Fees <i>(fees paid directly from your investment)</i>	
Maximum sales charge (load) imposed on purchases (as a percentage of offering price)	N/A
Maximum deferred sales charge (load) (as a percentage of the lower of purchase price or redemption price)	N/A
Annual Fund Operating Expenses <i>(expenses that you pay each year as a percentage of the value of your investment)</i>	
Management Fees	0.75%
Distribution and Service (12b-1) Fees	None
Other Expenses	0.31%
Total Annual Fund Operating Expenses	1.06%

Example

The Example is intended to help you compare the cost of investing in the Fund with the cost of investing in other mutual funds. The Example assumes that you invest \$10,000 in the Fund for the time periods indicated and then redeem all of your shares at the end of those periods. The Example also assumes that your investment has a 5% return each year and that the Fund's operating expenses remain the same. The table below does not include the fees or expenses that are or may be imposed by a variable annuity contract or life insurance policy for which the Fund is an investment option. If they were included, the expenses shown in the table below would be higher. Although your actual costs may be higher or lower, based on these assumptions, whether you do or do not redeem your shares, your costs would be:

	1 year	3 years	5 years	10 years
Covered Call Strategy Fund	\$108	\$337	\$585	\$1,294

Portfolio Turnover: The Fund pays transaction costs, such as commissions, when it buys and sells securities (or “turns over” its portfolio). A higher portfolio turnover may indicate higher transaction costs. These costs, which are not reflected in annual fund operating expenses or in the Example, affect the Fund’s performance. During the most recent fiscal year, the Fund’s portfolio turnover rate was 143% of the average value of its portfolio.

Principal Investment Strategies: The Fund invests in a portfolio of equity securities and writes (sells) call options on those securities. Under normal circumstances, the Fund writes (sells) call options on at least 80% of the Fund’s total assets. The Fund normally writes (sells) covered call options listed on U.S. exchanges on the equity securities held by the Fund to seek to lower the overall volatility of the Fund’s portfolio, protect the Fund from market declines and generate income. The call options written (sold) by the Fund will generally have an exercise price that is above the market price of the underlying security at the time the option is written (sold). The Fund’s equity investments consist primarily of common stocks of large-size U.S. companies, certain of which may pay dividends, and U.S. dollar-denominated equity securities of foreign issuers (i.e., American Depositary Receipts (“ADRs”)) traded on U.S. securities exchanges. To a lesser extent, the Fund may also invest in and write (sell) covered call options on securities of mid- and small-capitalization issuers and exchange-traded funds (“ETFs”) that track certain market indices, such as the S&P 500. The nature of the Fund is such that it may be expected to underperform equity markets during periods of sharply rising equity prices; conversely, the Fund seeks to reduce losses relative to equity markets during periods of declining equity prices.

A call option gives the purchaser of the option the right to buy, and the writer, in this case, the Fund, the obligation to sell, the underlying security at the exercise price at any time prior to the expiration of the contract, regardless of

the market price of the underlying security during the option period. Covered call options may be sold up to the number of shares of the equity securities held by the Fund.

In selecting investments, the Fund’s subadviser considers the following, among other criteria: a) companies in an industry with a large market share or significant revenues that fit the Fund’s investment strategy; b) companies with new products or new management to replace underperforming management; c) recent or anticipated fundamental improvements in industry environment; and d) companies that are out of favor. Call options written by the Fund are designed to create income, lower the overall volatility of the Fund’s portfolio and mitigate the impact of market declines. The Fund’s subadviser considers several factors when writing (selling) call options, including the overall equity market outlook, sector and/or industry attractiveness, individual security considerations, and relative and/or historical levels of option premiums.

The Fund may sell a security based on the following, among other criteria: a) an actual or anticipated significant decline in an issuer’s profitability and/or a significant negative outlook from management; b) a large appreciation in the stock price that leads to overvaluation relative to itself and its peers historically; c) significant management turnover at the senior level; or d) an industry-wide decrease in demand for an issuer’s products or services. The subadviser writes call options based upon the subadviser’s outlook on the economy and stock market and analysis of individual stocks, which can impact the exercise price and expiration of a call option. Generally, higher implied volatility will lead to longer expirations, locking in potentially higher call premiums, whereas lower implied volatility will tend to lead to shorter-dated options. The writing of covered call options may result in frequent trading and a high portfolio turnover rate.

Principal Risks: You can lose money by investing in the Fund. There is no guarantee that the Fund will meet its investment objective. Here are the principal risks of investing in the Fund:

American Depositary Receipts Risk. ADRs may involve many of the same risks as direct investments in foreign securities, including currency exchange fluctuations, less liquidity, more volatility, different governmental regulations, and the potential for political and economic instability.

Call Options Risk. Writing call options involves risks, such as potential losses if equity markets or an individual equity security do not move as expected and the potential for greater losses than if these techniques had not been used. By writing covered call options, the Fund will give up the opportunity to benefit from potential increases in the value of a Fund asset above the exercise price, but will bear the risk of declines in the value of the asset. Writing call options may expose the Fund to significant additional costs. Derivatives may be difficult to sell, unwind or value.

Dividend Risk. At times, the Fund may not be able to identify attractive dividend-paying stocks. The income received by the Fund will also fluctuate due to the amount of dividends that companies elect to pay, which could adversely affect the Fund's ability to pay dividends and its share price.

Exchange-Traded Funds Risk. The risks of investing in securities of ETFs typically reflect the risks of the types of instruments in which the ETF invests. In addition, because ETFs are investment companies, the Fund will bear its proportionate share of the fees and expenses of an investment in an ETF. As a result, the Fund's operating expenses may be higher and performance may be lower.

High Portfolio Turnover and Frequent Trading Risk. High portfolio turnover could increase the Fund's transaction costs and negatively impact performance.

Market Risk. Stock prices may decline over short or even extended periods due to general economic and market conditions, adverse political or regulatory developments or a change in interest rates. Adverse market events may lead to increased redemptions, which could cause the Fund to experience a loss or difficulty in selling investments to meet redemptions.

Mid-Size and Small-Size Company Risk. The market risk associated with stocks of mid- and small-size companies is generally greater than that associated with stocks of larger, more established companies because stocks of mid- and small-size companies tend to experience sharper price fluctuations. At times, it may be difficult to sell mid- to small-size company stocks at reasonable prices.


Security Selection Risk. Securities selected by the portfolio manager may perform differently than the overall market or may not meet expectations.

An investment in the Fund is not a bank deposit and is not insured or guaranteed by the Federal Deposit Insurance Corporation or any other government agency.

Performance: The following bar chart and table provide some indication of the risks of investing in the Fund. The bar chart shows the Fund's performance for the past calendar year. The table shows how the Fund's average annual returns for the 1-year and Life of Fund periods compare to those of a broad measure of market performance and also to an index that reflects a buy-write strategy using S&P 500 Index call options. The Fund's past performance is not necessarily an indication of how the Fund will perform in the future.

The bar chart and table do not reflect fees and expenses that may be deducted by the variable annuity contract or variable life insurance policy through which you invest. If they were included, the returns would be less than those shown.

Total Annual Returns For Calendar Year Ended December 31



During the period shown, the highest quarterly return was 3.93% (for the quarter ended December 31, 2017) and the lowest quarterly return was 0.46% (for the quarter ended June 30, 2017).

Average Annual Total Returns For Periods Ended December 31, 2017

	1 Year	Life of Fund
Covered Call Strategy Fund (Inception Date: 5/2/16)	11.07%	9.82%
S&P 500 Index (reflects no deduction for fees, expenses or taxes)	21.83%	19.18%
Choe S&P 500 BuyWrite Index (reflects no deduction for fees, expenses or taxes)	13.00%	12.37%

Investment Adviser: Foresters Investment Management Company, Inc. is the Fund's investment adviser and Ziegler Capital Management, LLC serves as subadviser to the Fund.

Portfolio Manager: The Fund is managed primarily by Wiley D. Angell and Sean C. Hughes, CFA at ZCM, who have served as the Fund's portfolio managers since its inception in 2016.

Other Important Information About The Fund:

For important information about the Purchase and Sale of Fund Shares, Tax Information and Payments To Insurance Companies and Other Financial Intermediaries, please refer to the section "Other Important Information" on page 58 of this prospectus.

EQUITY INCOME FUND

Investment Objective: The Fund seeks total return.

Fees and Expenses of the Fund: This table describes the fees and expenses that you may pay if you buy and hold shares of the Fund. Investments in the Fund can only be made through a variable annuity contract or life insurance policy offered by a participating insurance company. This table does not reflect the fees and expenses that are or may be imposed by a variable annuity contract or life insurance policy for which the Fund is an investment option. For information regarding those fees and expenses, please refer to the applicable variable annuity contract or life insurance policy prospectus. If those fees and expenses were included, the overall fees and expenses shown in the table would be higher.

Shareholder Fees <i>(fees paid directly from your investment)</i>	
Maximum sales charge (load) imposed on purchases (as a percentage of offering price)	N/A
Maximum deferred sales charge (load) (as a percentage of the lower of purchase price or redemption price)	N/A
Annual Fund Operating Expenses <i>(expenses that you pay each year as a percentage of the value of your investment)</i>	
Management Fees	0.75%
Distribution and Service (12b-1) Fees	None
Other Expenses	0.06%
Total Annual Fund Operating Expenses	0.81%

Example

The Example is intended to help you compare the cost of investing in the Fund with the cost of investing in other mutual funds. The Example assumes that you invest \$10,000 in the Fund for the time periods indicated and then redeem all of your shares at the end of those periods. The Example also assumes that your investment has a 5% return each year and that the Fund's operating expenses remain the same. The table below does not include the fees or expenses that are or may be imposed by a variable annuity contract or life insurance policy for which the Fund is an investment option. If they were included, the expenses shown in the table below would be higher. Although your actual costs may be higher or lower, based on these assumptions, whether you do or do not redeem your shares, your costs would be:

	1 year	3 years	5 years	10 years
Equity Income Fund	\$83	\$259	\$450	\$1,002

Portfolio Turnover: The Fund pays transaction costs, such as commissions, when it buys and sells securities (or “turns over” its portfolio). A higher portfolio turnover may indicate higher transaction costs. These costs, which are not reflected in annual fund operating expenses or in the Example, affect the Fund’s performance. During the most recent fiscal year, the Fund’s portfolio turnover rate was 18% of the average value of its portfolio.

Principal Investment Strategies: The Fund invests, under normal circumstances, primarily in dividend-paying stocks of companies that the Fund believes are undervalued in the market relative to their long term potential. Under normal circumstances, the Fund will invest at least 80% of its net assets (including any borrowings for investment purposes) in equities. For purposes of this 80% policy, equities may include common stock, preferred stock, equity-based exchange-traded funds (ETFs) and instruments that are convertible into common stock, or other instruments that represent an equity position in an issuer. The Fund normally will diversify its assets among dividend-paying stocks of large-, mid- and small-size companies. The Fund may also invest in stocks of companies of any size that do not pay dividends, but have the potential of paying dividends in the future if they appear to be undervalued.

The Fund may write (sell) covered call options on the securities it holds to generate income. A call option gives the purchaser of the option the right to buy, and the writer, in this case, the Fund, the obligation to sell, the underlying security at the exercise price at any time prior to the expiration of the contract, regardless of the market price of the underlying security during the option period.

The Fund generally uses a “bottom-up” approach in attempting to identify stocks that are undervalued. This means that the Fund generally identifies potential investments through fundamental research and analysis which includes, among other things, analyzing

a company’s balance sheet, cash flow statements and competition within a company’s industry. The Fund also assesses a company’s corporate strategy and whether the company is operating in the interests of shareholders, as well as, analyzing economic trends, interest rates, and industry diversification.

The Fund may sell a security if it becomes fully valued, its fundamentals have deteriorated or alternative investment opportunities become more attractive.

Principal Risks: You can lose money by investing in the Fund. There is no guarantee that the Fund will meet its investment objective. Here are the principal risks of investing in the Fund:

Call Options Risk. Writing call options involves risks, such as potential losses if equity markets or an individual equity security do not move as expected and the potential for greater losses than if these techniques had not been used. By writing covered call options, the Fund will give up the opportunity to benefit from potential increases in the value of a Fund asset above the exercise price, but will bear the risk of declines in the value of the asset. Writing call options may expose the Fund to significant additional costs. Derivatives may be difficult to sell, unwind or value.

Dividend Risk. At times, the Fund may not be able to identify attractive dividend-paying stocks. The income received by the Fund will also fluctuate due to the amount of dividends that companies elect to pay, which could adversely affect the funds ability to pay dividends and its share price.

Market Risk. Stock prices may decline over short or even extended periods due to general economic and market conditions, adverse political or regulatory developments or interest rate fluctuations. While dividend-paying stocks are generally considered less volatile than other stocks, there can be no guarantee that the Fund’s overall portfolio will be less volatile than the general stock market.

Adverse market events may lead to increased redemptions, which could cause the Fund to experience a loss or difficulty in selling securities to meet redemptions.

Mid-Size and Small-Size Company Risk. The market risk associated with stocks of mid- and small-size companies is generally greater than that associated with stocks of larger, more established companies because stocks of mid- and small-size companies tend to experience sharper price fluctuations. At times, it may be difficult to sell mid- to small-size company stocks at reasonable prices.

Security Selection Risk. Securities selected by the portfolio manager may perform differently than the overall market or may not meet expectations.

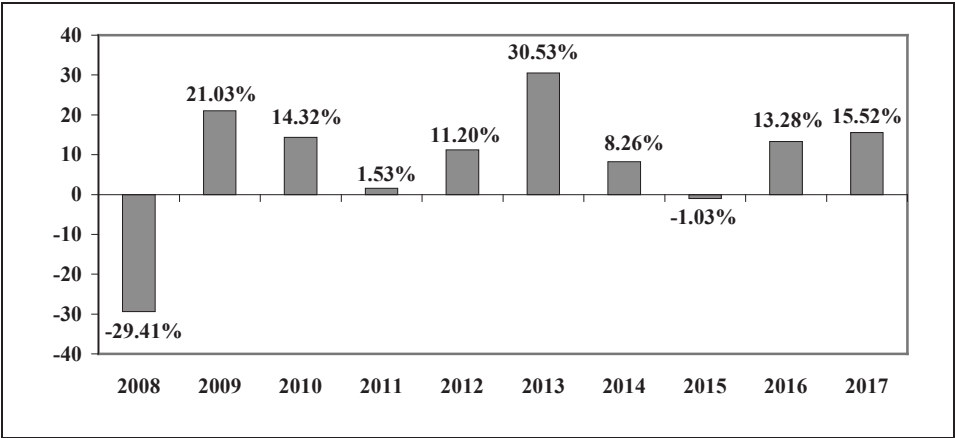
Undervalued Securities Risk. The Fund seeks to invest in securities that are undervalued and that will rise in value due to anticipated events or changes in investor perceptions. If these developments do not occur, the market price of these securities may not rise as expected or may fall.

An investment in the Fund is not a bank deposit and is not insured or guaranteed by the Federal Deposit Insurance Corporation or any other government agency.

Performance: The following bar chart and table provide some indication of the risks of investing in the Fund. The bar chart shows changes in the Fund's performance from year to year. The table shows how the Fund's average annual returns for 1, 5, and 10 years compare to those of a broad measure of market performance. The Fund's past performance is not necessarily an indication of how the Fund will perform in the future.

The bar chart and table do not reflect fees and expenses that may be deducted by the variable annuity contract or variable life insurance policy through which you invest. If they were included, the returns would be less than those shown.

Total Annual Returns For Calendar Years Ended December 31



During the periods shown, the highest quarterly return was 14.39% (for the quarter ended September 30, 2009) and the lowest quarterly return was -19.03% (for the quarter ended December 31, 2008).

Average Annual Total Returns For Periods Ended December 31, 2017

	1 Year	5 Years	10 Years
Equity Income Fund	15.52%	12.85%	7.27%
Russell 1000 Value Index (reflects no deduction for fees, expenses or taxes)*	13.67%	14.04%	7.10%
S&P 500 Index (reflects no deduction for fees, expenses or taxes)	21.83%	15.79%	8.50%

** The Fund changed its primary broad based securities index to the Russell 1000 Value Index from the S&P 500 Index as of May 1, 2018. The Fund elected to use the new index because it more closely reflects the Fund's investment strategies.*

Investment Adviser: Foresters Investment Management Company, Inc.

Portfolio Manager: Sean Reidy, interim Co-Director of Equities, has served as Portfolio Manager of the Fund since 2011.

Other Important Information About The Fund: For important information about the Purchase and Sale of Fund Shares, Tax Information and Payments To Insurance Companies and Other Financial Intermediaries, please refer to the section "Other Important Information" on page 58 of this prospectus.

FUND FOR INCOME

Investment Objective: The Fund seeks high current income.

Fees and Expenses of the Fund: This table describes the fees and expenses that you may pay if you buy and hold shares of the Fund. Investments in the Fund can only be made through a variable annuity contract or life insurance policy offered by a participating insurance company. This table does not reflect the fees and expenses that are or may be imposed by a variable annuity contract or life insurance policy for which the Fund is an investment option. For information regarding those fees and expenses, please refer to the applicable variable annuity contract or life insurance policy prospectus. If those fees and expenses were included, the overall fees and expenses shown in the table would be higher.

Shareholder Fees <i>(fees paid directly from your investment)</i>	
Maximum sales charge (load) imposed on purchases (as a percentage of offering price)	N/A
Maximum deferred sales charge (load) (as a percentage of the lower of purchase price or redemption price)	N/A
Annual Fund Operating Expenses <i>(expenses that you pay each year as a percentage of the value of your investment)</i>	
Management Fees	0.75%
Distribution and Service (12b-1) Fees	None
Other Expenses	0.14%
Total Annual Fund Operating Expenses	0.89%

Example

The Example is intended to help you compare the cost of investing in the Fund with the cost of investing in other mutual funds. The Example assumes that you invest \$10,000 in the Fund for the time periods indicated and then redeem all of your shares at the end of those periods. The Example also assumes that your investment has a 5% return each year and that the Fund's operating expenses remain the same. The table below does not include the fees or expenses that are or may be imposed by a variable annuity contract or life insurance policy for which the Fund is an investment option. If they were included, the expenses shown in the table below would be higher. Although your actual costs may be higher or lower, based on these assumptions, whether you do or do not redeem your shares, your costs would be:

	1 year	3 years	5 years	10 years
Fund For Income	\$91	\$284	\$493	\$1,096

Portfolio Turnover: The Fund pays transaction costs, such as commissions, when it buys and sells securities (or “turns over” its portfolio). A higher portfolio turnover may indicate higher transaction costs. These costs, which are not reflected in annual fund operating expenses or in the Example, affect the Fund’s performance. During the most recent fiscal year, the Fund’s portfolio turnover rate was 66% of the average value of its portfolio.

Principal Investment Strategies: The Fund primarily invests in high yield, below investment grade corporate bonds (commonly known as “high yield” or “junk bonds”). High yield bonds include both bonds that are rated below Baa3 by Moody’s Investors Service, Inc. or below BBB- by S&P Global Ratings as well as unrated bonds that are determined by the Fund to be of equivalent quality. High yield bonds generally provide higher income than investment grade bonds to compensate investors for their higher risk of default (i.e., failure to make required interest or principal payments). The Fund may also invest in other high yield debt securities, such as assignments of syndicated bank loans (also known as “floating rate loans”).

Although the Fund will consider ratings assigned by ratings agencies in selecting high yield bonds, it relies principally on its own research and investment analysis. The Fund may sell a bond when it shows deteriorating fundamentals or it falls short of the portfolio manager’s expectations. It may also decide to continue to hold a bond (or related securities) after its issuer defaults or is subject to a bankruptcy.

Principal Risks: You can lose money by investing in the Fund. There is no guarantee that the Fund will meet its investment objective. Here are the principal risks of investing in the Fund:

Credit Risk. A debt issuer may become unable or unwilling to pay interest or principal when due. The prices of debt securities are affected by the credit quality of the issuer.

Floating Rate Loan Risk. The value of any collateral securing a floating rate loan may decline, be insufficient to meet the borrower’s obligations, or be difficult or costly to liquidate. It may take significantly longer than 7 days for investments in floating rate loans to settle, which can adversely affect the Fund’s ability to timely honor redemptions. In the event of a default, it may be difficult to collect on any collateral and a floating rate loan can decline significantly in value. The Fund’s access to collateral may also be limited by bankruptcy or other insolvency laws. Although senior loans may be senior to equity and debt securities in the borrower’s capital structure, the loans may be subordinated to other obligations of the borrower or its subsidiaries. If a floating rate loan is acquired through an assignment, the Fund may not be able to unilaterally enforce all rights and remedies under the loan and with regard to any associated collateral. High yield floating rate loans usually are more credit sensitive. Floating rate loans may not be considered “securities” for certain purposes of the federal securities laws and purchasers, such as the Fund, therefore, may not be entitled to rely on the anti-fraud protections of the federal securities laws.

High Yield Securities Risk. High yield debt securities (commonly known as “junk bonds”), including floating rate loans, have greater credit risk than higher quality debt securities because their issuers may not be as financially strong. High yield securities are inherently speculative due to the risk associated with the issuer’s ability to make principal and interest payments. During times of economic stress, high yield securities issuers may be unable to access credit to refinance their bonds or meet their credit obligations.

Interest Rate Risk. In general, when interest rates rise, the market value of a debt security declines, and when interest rates decline, the market value of a debt security increases. Interest rates across the U.S. economy have recently increased and may continue to

increase, thereby heightening the Fund's exposure to the risks associated with rising interest rates. Floating rate securities may be less sensitive than fixed-rate instruments to interest rate changes, but they could remain sensitive over the short-term to interest rate changes. The interest rates on floating rate securities adjust periodically and may not correlate to prevailing interest rates during the periods between rate adjustments. Securities with longer maturities and durations are generally more sensitive to interest rate changes.

Liquidity Risk. Certain investments may be difficult or impossible to sell at a favorable time or price. Market developments may cause the Fund's investments to become less liquid and subject to erratic price movements. High yield securities and loans tend to be less liquid. Floating rate loans generally are subject to legal or contractual restrictions on resale and may trade infrequently. Assignments of bank loans and bonds also may be less liquid at times because of potential delays in the settlement process or restrictions on resale.

Market Risk. The floating rate loan, high yield loan and bond market can experience sharp price swings due to a variety of factors, including changes in economic forecasts, stock market volatility, large sustained sales of high yield bonds by major investors, high-profile defaults or the market's psychology. Adverse market events may lead to increased redemptions, which could cause the Fund to experience a loss or difficulty in selling securities to meet redemptions.

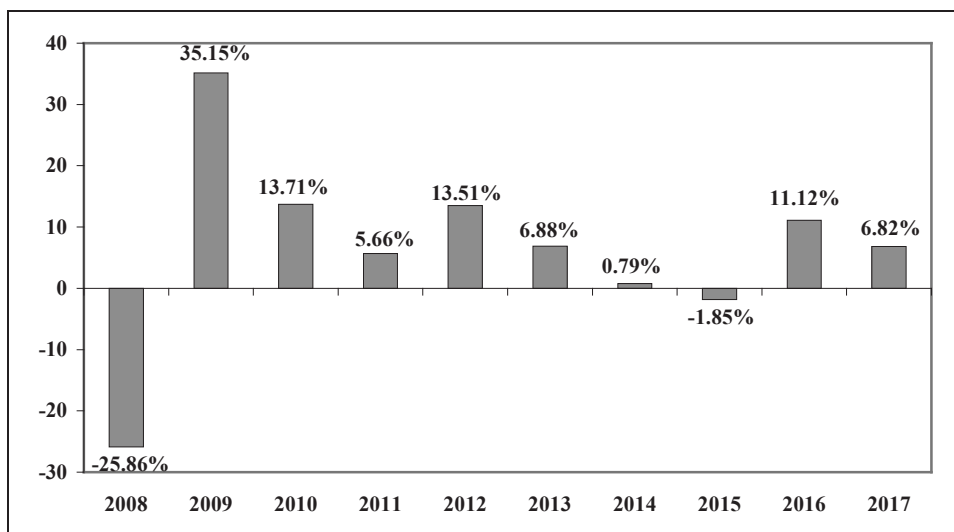
Security Selection Risk. Securities selected by the portfolio manager may perform differently than the overall market or may not meet expectations.

An investment in the Fund is not a bank deposit and is not insured or guaranteed by the Federal Deposit Insurance Corporation or any other government agency.

Performance: The following bar chart and table provide some indication of the risks of investing in the Fund. The bar chart shows changes in the Fund's performance from year to year. The table shows how the Fund's average annual returns for 1, 5, and 10 years compare to those of a broad measure of market performance. The Fund's past performance is not necessarily an indication of how the Fund will perform in the future. In addition, on April 24, 2009, Muzinich & Co., Inc. ("Muzinich") became the Fund's subadviser.

The bar chart and table do not reflect fees and expenses that may be deducted by the variable annuity contract or variable life insurance policy through which you invest. If they were included, the returns would be less than those shown.

Total Annual Returns For Calendar Years Ended December 31



During the periods shown, the highest quarterly return was 15.22% (for the quarter ended June 30, 2009) and the lowest quarterly return was -19.03% (for the quarter ended December 31, 2008).

Average Annual Total Returns For Periods Ended December 31, 2017

	1 Year	5 Years	10 Years
Fund For Income	6.82%	4.65%	5.54%
BofA Merrill Lynch BB-B US Cash Pay High Yield Constrained Index (reflects no deduction for fees, expenses or taxes)	6.96%	5.58%	7.33%

Investment Adviser: Foresters Investment Management Company, Inc. is the Fund's investment adviser and Muzinich serves as the Fund's subadviser.

Portfolio Manager: The Fund is managed primarily by a team of investment professionals at Muzinich. Clinton Comeaux has served as Portfolio Manager of the Fund since 2009 and Bryan Petermann has served as Portfolio Manager of the Fund since 2010.

Other Important Information About The Fund:

For important information about the Purchase and Sale of Fund Shares, Tax Information and Payments To Insurance Companies and Other Financial Intermediaries, please refer to the section "Other Important Information" on page 58 of this prospectus.

GOVERNMENT FUND

Investment Objective: The Fund seeks to achieve a significant level of current income which is consistent with security and liquidity of principal.

Fees and Expenses of the Fund: This table describes the fees and expenses that you may pay if you buy and hold shares of the Fund. Investments in the Fund can only be made through a variable annuity contract or life insurance policy offered by a participating insurance company. This table does not reflect the fees and expenses that are or may be imposed by a variable annuity contract or life insurance policy for which the Fund is an investment option. For information regarding those fees and expenses, please refer to the applicable variable annuity contract or life insurance policy prospectus. If those fees and expenses were included, the overall fees and expenses shown in the table would be higher.

Shareholder Fees <i>(fees paid directly from your investment)</i>	
Maximum sales charge (load) imposed on purchases (as a percentage of offering price)	N/A
Maximum deferred sales charge (load) (as a percentage of the lower of purchase price or redemption price)	N/A
Annual Fund Operating Expenses <i>(expenses that you pay each year as a percentage of the value of your investment)</i>	
Management Fees	0.75%
Distribution and Service (12b-1) Fees	None
Other Expenses	0.15%
Total Annual Fund Operating Expenses	0.90%

Example

The Example is intended to help you compare the cost of investing in the Fund with the cost of investing in other mutual funds. The Example assumes that you invest \$10,000 in the Fund for the time periods indicated and then redeem all of your shares at the end of those periods. The Example also assumes that your investment has a 5% return each year and that the Fund's operating expenses remain the same. The table below does not include the fees or expenses that are or may be imposed by a variable annuity contract or life insurance policy for which the Fund is an investment option. If they were included, the expenses shown in the table below would be higher. Although your actual costs may be higher or lower, based on these assumptions, whether you do or do not redeem your shares, your costs would be:

	1 year	3 years	5 years	10 years
Government Fund	\$92	\$287	\$498	\$1,108

Portfolio Turnover: The Fund pays transaction costs, such as commissions, when it buys and sells securities (or “turns over” its portfolio). A higher portfolio turnover may indicate higher transaction costs. These costs, which are not reflected in annual fund operating expenses or in the Example, affect the Fund’s performance. During the most recent fiscal year, the Fund’s portfolio turnover rate was 42% of the average value of its portfolio.

Principal Investment Strategies: Under normal circumstances, the Fund invests at least 80% of its net assets (plus any borrowings for investment purposes) in securities issued or guaranteed as to payment of principal and interest by the U.S. Government, its agencies or instrumentalities (“U.S. Government Securities”).

The Fund may invest in all types of U.S. Government Securities, including (a) U.S. Treasury obligations, (b) securities issued or guaranteed by U.S. Government agencies or instrumentalities backed by the full faith and credit of the U.S. Government, such as mortgage-backed securities guaranteed by the Government National Mortgage Association (“GNMA”), and (c) securities issued or guaranteed by agencies or instrumentalities sponsored by Congress but are not guaranteed by the U.S. Government and are backed solely by the credit of the issuing agency or instrumentality or the right to borrow from the U.S. Treasury, such as mortgage-backed securities issued by the Federal National Mortgage Association (“Fannie Mae”) and Federal Home Loan Mortgage Corporation (“Freddie Mac”). To a lesser extent, the Fund may invest in municipal securities and non-government investment grade debt securities rated AA or above by S&P Global Ratings or Aa2 or above by Moody’s Investors Service, Inc. The Fund may also invest in U.S. Treasury futures and options on U.S. Treasury futures to hedge against changes in interest rates.

The Fund uses a “top-down” approach in making investment decisions based on its assessment of interest rates, economic and

market conditions, and the relative values of different types of U.S. Government securities. In selecting investments, the Fund considers, among other factors, maturity, yield, relative value and, in the case of mortgage-backed securities, coupon and weighted average maturity. The Fund will usually sell an investment when there are changes in the interest rate environment that are adverse to the investment. The Fund may engage in frequent trading which may result in high portfolio turnover.

Principal Risks: You can lose money by investing in the Fund. While the Fund invests in obligations that are issued or guaranteed by the U.S. Government, its agencies or instrumentalities, your investment in the Fund is not insured or guaranteed by the U.S. Government. There is no guarantee that the Fund will meet its investment objective. Here are the principal risks of investing in the Fund:

Call Risk. When interest rates fall, a callable bond issuer may “call” or repay the security before its maturity and cause the Fund’s income to decline.

Credit Risk. A debt issuer may become unable or unwilling to pay interest or principal when due. The prices of debt securities are affected by the credit quality of the issuer and, in the case of mortgage-backed securities, the credit quality of the underlying mortgages. Securities issued by U.S. Government-sponsored enterprises are supported only by the credit of the issuing entity.

Derivatives Risk. Investments in U.S. Treasury futures and options on U.S. Treasury futures involve risks, such as potential losses if interest rates do not move as expected and the potential for greater losses than if these techniques had not been used. Investments in derivatives can increase the volatility of the Fund’s share price and may expose it to significant additional costs. Derivatives may be difficult to sell, unwind, or value.

High Portfolio Turnover and Frequent Trading Risk. High portfolio turnover could increase the Fund's transaction costs, and negatively impact performance.

Interest Rate Risk. In general, when interest rates rise, the market value of a debt security declines, and when interest rates decline, the market value of a debt security increases. Interest rates across the U.S. economy have recently increased and may continue to increase, thereby heightening the Fund's exposure to the risks associated with rising interest rates. Securities with longer maturities and durations are generally more sensitive to interest rate changes.

Liquidity Risk. Certain securities, such as municipal securities, may be difficult or impossible to sell at a favorable time or price.

Market Risk. The prices of the debt securities held by the Fund may decline in response to certain events, such as general economic and market conditions, adverse political or regulatory developments and interest rate fluctuations. Certain conditions can threaten a municipality's ability to raise taxes or collect revenue. Adverse market events may lead to increased redemptions, which could cause the Fund to experience a loss or difficulty in selling securities to meet redemptions.

Prepayment and Extension Risk. When interest rates decline, borrowers tend to refinance their mortgages and the mortgages that back mortgage-backed securities suffer a higher rate of prepayment. This could cause a decrease in the Fund's income and share price. Conversely, when interest rates rise, borrowers tend to repay their mortgages less quickly, which will generally increase the Fund's sensitivity to interest rates and potential for price declines.

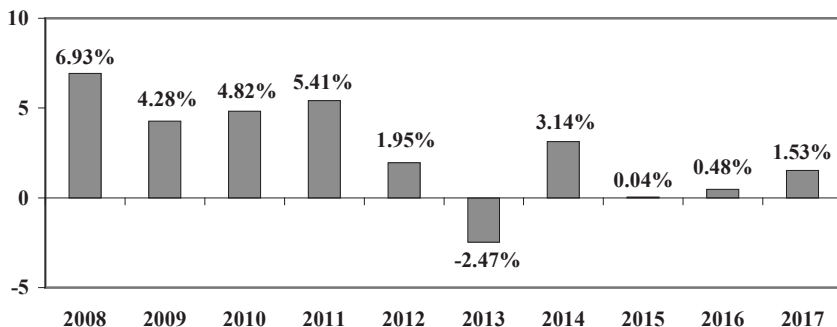
Security Selection Risk. Securities selected by the portfolio manager may perform differently than the overall market or may not meet expectations.

An investment in the Fund is not a bank deposit and is not insured or guaranteed by the Federal Deposit Insurance Corporation or any other government agency.

Performance: The following bar chart and table provide some indication of the risks of investing in the Fund. The bar chart shows changes in the Fund's performance from year to year. The table shows how the Fund's average annual returns for 1, 5, and 10 years compare to those of a broad measure of market performance. The Fund's past performance is not necessarily an indication of how the Fund will perform in the future.

The bar chart and table do not reflect fees and expenses that may be deducted by the variable annuity contract or variable life insurance policy through which you invest. If they were included, the returns would be less than those shown.

Total Annual Returns For Calendar Years Ended December 31



During the periods shown, the highest quarterly return was 3.83% (for the quarter ended December 31, 2008) and the lowest quarterly return was -2.74% (for the quarter ended December 31, 2016).

Average Annual Total Returns For Periods Ended December 31, 2017

	1 Year	5 Years	10 Years
Government Fund	1.53%	0.53%	2.58%
Citigroup U.S. Government/Mortgage Index (reflects no deduction for fees, expenses or taxes)	2.34%	1.55%	3.52%

Investment Adviser: Foresters Investment Management Company, Inc.

Portfolio Manager: Rodwell Chadehumbé serves as Portfolio Manager of the Fund and has served as Portfolio Manager or Co-Portfolio Manager of the Fund since 2012.

Other Important Information About The Fund:

For important information about the Purchase and Sale of Fund Shares, Tax Information and Payments To Insurance Companies and Other Financial Intermediaries, please refer to the section “Other Important Information” on page 58 of this prospectus.

GOVERNMENT CASH MANAGEMENT FUND

Investment Objective: The Fund seeks to earn a high rate of current income consistent with the preservation of capital and maintenance of liquidity.

Fees and Expenses of the Fund: This table describes the fees and expenses that you may pay if you buy and hold shares of the Fund. Investments in the Fund can only be made through a variable annuity contract or life insurance policy offered by a participating insurance company. This table does not reflect the fees and expenses that are or may be imposed by a variable annuity contract or life insurance policy for which the Fund is an investment option. For information regarding those fees and expenses, please refer to the applicable variable annuity contract or life insurance policy prospectus. If those fees and expenses were included, the overall fees and expenses shown in the table would be higher.

Shareholder Fees <i>(fees paid directly from your investment)</i>	
Maximum sales charge (load) imposed on purchases (as a percentage of offering price)	N/A
Maximum deferred sales charge (load) (as a percentage of the lower of purchase price or redemption price)	N/A
Annual Fund Operating Expenses <i>(expenses that you pay each year as a percentage of the value of your investment)</i>	
Management Fees	0.75%
Distribution and Service (12b-1) Fees	None
Other Expenses	0.44%
Total Annual Fund Operating Expenses	1.19%

Example

The Example is intended to help you compare the cost of investing in the Fund with the cost of investing in other mutual funds. The Example assumes that you invest \$10,000 in the Fund for the time periods indicated and then redeem all of your shares at the end of those periods. The Example also assumes that your investment has a 5% return each year and that the Fund’s operating expenses remain the same. The table below does not include the fees or expenses that are or may be imposed by a variable annuity contract or life insurance policy for which the Fund is an investment option. If they were included, the expenses shown in the table below would be higher. Although your actual costs may be higher or lower, based on these assumptions, whether you do or do not redeem your shares, your costs would be:

	1 year	3 years	5 years	10 years
Government Cash Management Fund	\$121	\$378	\$654	\$1,443

Principal Investment Strategies: The Fund intends to operate as a “government money market fund” as defined in Rule 2a-7 under the Investment Company Act of 1940 as amended. The Fund will invest at least 99.5% of its total assets in (i) U.S. government securities; (ii) cash; and/or (iii) repurchase agreements that are collateralized fully by cash

and/or U.S. government securities. In addition, under normal circumstances, the Fund will invest at least 80% of its net assets, including any borrowings for investment purposes, in U.S. government securities and repurchase agreements collateralized fully by cash or U.S. government securities. U.S. government securities include: U.S. Treasury bills and

notes; obligations issued by the U.S. government, its agencies or instrumentalities, including securities issued by entities chartered by Congress that are not issued or guaranteed by the U.S. Treasury, including the Federal National Mortgage Association, Federal Home Loan Mortgage Corporation, Federal Home Loan Banks and Federal Farm Credit Banks; and obligations issued by issuers that are guaranteed as to principal or interest by the U.S. government, its agencies or instrumentalities, including the Government National Mortgage Association. The Fund may invest in fixed, variable and floating rate instruments. The Fund generally invests in securities with remaining maturities of 397 days or less.

The Fund's portfolio is managed to meet regulatory requirements that permit the Fund to maintain a stable net asset value ("NAV") of \$1.00 per share. These include requirements relating to the credit quality, maturity, liquidity and diversification of the Fund's investments.

Principal Risks: You could lose money by investing in the Fund. Although the Fund seeks to preserve a \$1.00 per share net asset value, it cannot guarantee it will do so. An investment in the Fund is not a bank deposit and is not insured or guaranteed by the Federal Deposit Insurance Corporation or any other government agency. The Fund's sponsor has no legal obligation to provide financial support to the Fund, and you should not expect that the sponsor will provide support to the Fund at any time. There is no guarantee that the Fund will meet its investment objective. Here are the principal risks of investing in the Fund:

Credit Risk. The U.S. government securities the Fund invests in may or may not be backed by the full faith and credit of the U.S. government. Securities issued by U.S. government sponsored enterprises are supported only by the credit of the issuing entity. The value of an investment will decline if there is a default by or a deterioration in the credit quality of the issuer or a provider of a credit enhancement or demand feature. This

could cause the Fund's NAV to decline below \$1.00 per share.

Interest Rate Risk. Like the values of other debt instruments, the market values of U.S. government securities are affected by changes in interest rates. When interest rates rise, the market values of U.S. government securities generally decline. This could cause the Fund's NAV to decline below \$1.00 per share. Interest rates across the U.S. economy have recently increased and may continue to increase, thereby heightening the Fund's exposure to the risks associated with rising interest rates.

Liquidity Risk. Certain investments may be difficult or impossible to sell at a favorable time or price. Market developments may cause the Fund's investments to become less liquid and subject to erratic price movements, which may have an adverse effect on the Fund's ability to maintain a \$1.00 share price.

Market Risk. The prices of the debt securities held by the Fund may decline in response to certain events, such as general economic and market conditions, adverse political or regulatory developments and interest rate fluctuations. Adverse market events may lead to increased redemptions, which could cause the Fund to experience a loss or difficulty in selling securities to meet redemptions or cause the Fund's NAV to decline below \$1.00 per share. Supply issues could arise within the U.S. Treasury securities market as demand increases for U.S. government securities.

Repurchase Agreement Risk. If the seller in a repurchase agreement transaction defaults on its obligation to repurchase a security, the Fund may suffer delays, incur costs and lose money in exercising its rights.

Yield Risk. The yields received by the Fund on its investments will generally decline as interest rates decline.

Although the Fund seeks to preserve the value of your investment at \$1.00 per share,

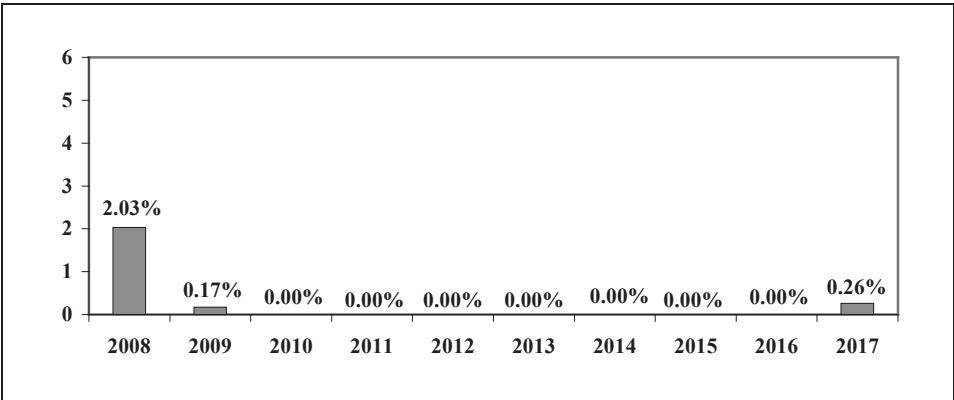
it is possible to lose money by investing in the Fund.

Performance: The following bar chart and table provide some indication of the risks of investing in the Fund. The bar chart shows changes in the Fund’s performance from year to year. The table shows the Fund’s average annual returns for 1, 5, and 10 years. The Fund’s past performance is not necessarily an indication of how the Fund will perform in the future.

Prior to October 3, 2016, the Fund invested in certain securities that are no longer permissible for “government money market funds” under Rule 2a-7. The performance below may have been different if the current limit on the Fund’s investments had been in effect.

The bar chart and table do not reflect fees and expenses that may be deducted by the variable annuity contract or variable life insurance policy through which you invest. If they were included, the returns would be less than those shown.

Total Annual Returns For Calendar Years Ended December 31



During the periods shown, the highest quarterly return was 0.77% (for the quarter ended March 31, 2008) and the lowest quarterly return was 0.00% (for each quarter beginning with quarter ended December 31, 2009 through the quarter ended June 30, 2017).

Average Annual Total Returns For Periods Ended December 31, 2017

	1 Year	5 Years	10 Years
Government Cash Management Fund	0.26%	0.05%	0.23%

Investment Adviser: Foresters Investment Management Company, Inc.

Other Important Information About The Fund: For important information about the Purchase and Sale of Fund Shares, Tax Information and Payments To Insurance Companies and Other Financial Intermediaries, please refer to the section “Other Important Information” on page 58 of this prospectus.

GROWTH & INCOME FUND

Investment Objective: The Fund seeks long-term growth of capital and current income.

Fees and Expenses of the Fund: This table describes the fees and expenses that you may pay if you buy and hold shares of the Fund. Investments in the Fund can only be made through a variable annuity contract or life insurance policy offered by a participating insurance company. This table does not reflect the fees and expenses that are or may be imposed by a variable annuity contract or life insurance policy for which the Fund is an investment option. For information regarding those fees and expenses, please refer to the applicable variable annuity contract or life insurance policy prospectus. If those fees and expenses were included, the overall fees and expenses shown in the table would be higher.

Shareholder Fees <i>(fees paid directly from your investment)</i>	
Maximum sales charge (load) imposed on purchases (as a percentage of offering price)	N/A
Maximum deferred sales charge (load) (as a percentage of the lower of purchase price or redemption price)	N/A
Annual Fund Operating Expenses <i>(expenses that you pay each year as a percentage of the value of your investment)</i>	
Management Fees	0.73%
Distribution and Service (12b-1) Fees	None
Other Expenses	0.06%
Total Annual Fund Operating Expenses	0.79%

Example

The Example is intended to help you compare the cost of investing in the Fund with the cost of investing in other mutual funds. The Example assumes that you invest \$10,000 in the Fund for the time periods indicated and then redeem all of your shares at the end of those periods. The Example also assumes that your investment has a 5% return each year and that the Fund's operating expenses remain the same. The table below does not include the fees or expenses that are or may be imposed by a variable annuity contract or life insurance policy for which the Fund is an investment option. If they were included, the expenses shown in the table below would be higher. Although your actual costs may be higher or lower, based on these assumptions, whether you do or do not redeem your shares, your costs would be:

	1 year	3 years	5 years	10 years
Growth & Income Fund	\$81	\$252	\$439	\$978

Portfolio Turnover: The Fund pays transaction costs, such as commissions, when it buys and sells securities (or “turns over” its portfolio). A higher portfolio turnover may indicate higher transaction costs. These costs, which are not reflected in annual fund operating expenses or in the Example, affect the Fund’s performance. During the most recent fiscal year, the Fund’s portfolio turnover rate was 17% of the average value of its portfolio.

Principal Investment Strategies: The Fund primarily invests in common stocks that offer the potential for capital growth, current income or both. The Fund primarily invests in common stocks of large-size companies. The Fund may also invest in mid- and small-size companies. Some but not all of the companies the Fund invests in may regularly pay dividends.

The Fund generally uses a “bottom-up” approach to selecting investments. This means that the Fund generally identifies potential investments through fundamental research and analysis and thereafter focuses on other issues, such as economic trends, interest rates, industry diversification and market capitalization. In deciding whether to buy or sell securities, the Fund considers, among other things, the issuer’s financial strength, management, earnings growth or potential earnings growth and the issuer’s valuation relative to its fundamentals and peers.

The Fund may sell a security if it becomes fully valued, is no longer attractively valued, its fundamentals have deteriorated or alternative investments become more attractive.

Principal Risks: You can lose money by investing in the Fund. There is no guarantee that the Fund will meet its investment objective. Here are the principal risks of investing in the Fund:

Dividend Risk. At times, the Fund may not be able to identify attractive dividend-paying stocks. The income received by the Fund will also fluctuate due to the amount of dividends

that companies elect to pay, which could adversely affect the Fund’s ability to pay dividends and its share price.

Market Risk. Stock prices may decline over short or even extended periods due to general economic and market conditions, adverse political or regulatory developments or interest rate fluctuations. While dividend-paying stocks are generally considered less volatile than other stocks, there can be no guarantee that an investment therein will be less volatile than the general stock market. The Fund’s investments in potential growth opportunities may increase the potential volatility of its share price. Adverse market events may lead to increased redemptions, which could cause the Fund to experience a loss or difficulty in selling securities to meet redemptions.

Mid-Size and Small-Size Company Risk. The market risk associated with stocks of mid- and small-size companies is generally greater than that associated with stocks of larger, more established companies because stocks of mid- and small-size companies tend to experience sharper price fluctuations. At times, it may be difficult to sell mid- to small-size company stocks at reasonable prices.

Security Selection Risk. Securities selected by the portfolio manager may perform differently than the overall market or may not meet expectations.

Undervalued Securities Risk. The Fund seeks to invest in securities that are undervalued and that will rise in value due to anticipated events or changes in investor perceptions. If these developments do not occur, the market price of these securities may not rise as expected or may fall.

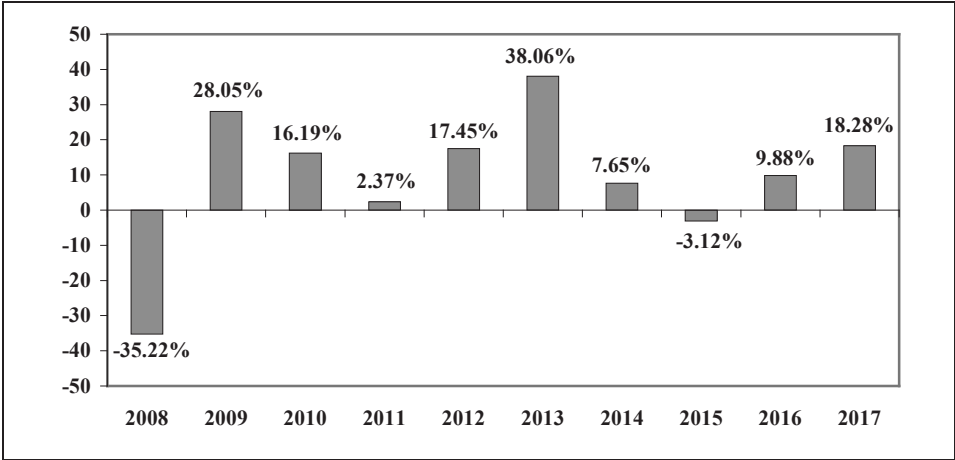
An investment in the Fund is not a bank deposit and is not insured or guaranteed by the Federal Deposit Insurance Corporation or any other government agency.

Performance: The following bar chart and table provide some indication of the risks of investing in the Fund. The bar chart shows changes in the Fund's performance from year to year. The table shows how the Fund's average annual returns for 1, 5, and 10 years compare to those of a broad measure of market performance. The Fund's past

performance is not necessarily an indication of how the Fund will perform in the future.

The bar chart and table do not reflect fees and expenses that may be deducted by the variable annuity contract or variable life insurance policy through which you invest. If they were included, the returns would be less than those shown.

Total Annual Returns For Calendar Years Ended December 31



During the periods shown, the highest quarterly return was 17.42% (for the quarter ended June 30, 2009) and the lowest quarterly return was -22.33% (for the quarter ended December 31, 2008).

Average Annual Total Returns For Periods Ended December 31, 2017

	1 Year	5 Years	10 Years
Growth & Income Fund	18.28%	13.35%	8.05%
Russell 1000 Value Index (reflects no deduction for fees, expenses or taxes)**	13.67%	14.04%	7.10%
S&P 500 Index (reflects no deduction for fees, expenses or taxes)	21.83%	15.79%	8.50%

*** The Fund changed its primary broad-based securities index to the Russell 1000 Value Index from the S&P 500 Index as of March 14, 2018. The Fund elected to use the new index because it more closely reflects the Fund's investment strategies.*

Investment Adviser: Foresters Investment Management Company, Inc.

Portfolio Manager: The Fund is managed primarily by Sean Reidy, interim Co-Director of Equities, who has served as Portfolio Manager of the Fund since March 2018.

Evan Snyder has served as Assistant Portfolio Manager of the Fund since 2015.

Other Important Information About The Fund: For important information about the Purchase and Sale of Fund Shares, Tax Information and Payments To Insurance Companies and Other Financial Intermediaries, please refer to the section "Other Important Information" on page 58 of this prospectus.

INTERNATIONAL FUND

Investment Objective: The Fund primarily seeks long-term capital growth.

Fees and Expenses of the Fund: This table describes the fees and expenses that you may pay if you buy and hold shares of the Fund. Investments in the Fund can only be made through a variable annuity contract or life insurance policy offered by a participating insurance company. This table does not reflect the fees and expenses that are or may be imposed by a variable annuity contract or life insurance policy for which the Fund is an investment option. For information regarding those fees and expenses, please refer to the applicable variable annuity contract or life insurance policy prospectus. If those fees and expenses were included, the overall fees and expenses shown in the table would be higher.

Shareholder Fees <i>(fees paid directly from your investment)</i>	
Maximum sales charge (load) imposed on purchases (as a percentage of offering price)	N/A
Maximum deferred sales charge (load) (as a percentage of the lower of purchase price or redemption price)	N/A
Annual Fund Operating Expenses <i>(expenses that you pay each year as a percentage of the value of your investment)</i>	
Management Fees	0.75%
Distribution and Service (12b-1) Fees	None
Other Expenses	0.09%
Total Annual Fund Operating Expenses	0.84%

Example

The Example is intended to help you compare the cost of investing in the Fund with the cost of investing in other mutual funds. The Example assumes that you invest \$10,000 in the Fund for the time periods indicated and then redeem all of your shares at the end of those periods. The Example also assumes that your investment has a 5% return each year and that the Fund's operating expenses remain the same. The table below does not include the fees or expenses that are or may be imposed by a variable annuity contract or life insurance policy for which the Fund is an investment option. If they were included, the expenses shown in the table below would be higher. Although your actual costs may be higher or lower, based on these assumptions, whether you do or do not redeem your shares, your costs would be:

	1 year	3 years	5 years	10 years
International Fund	\$86	\$268	\$466	\$1,037

Portfolio Turnover: The Fund pays transaction costs, such as commissions, when it buys and sells securities (or “turns over” its portfolio). A higher portfolio turnover may indicate higher transaction costs. These costs, which are not reflected in annual fund operating expenses or in the Example, affect the Fund’s performance. During the most recent fiscal year, the Fund’s portfolio turnover rate was 29% of the average value of its portfolio.

Principal Investment Strategies: The Fund primarily invests in a portfolio of common stocks and other equity securities of companies that are located outside of the United States. To a limited degree, the Fund may also invest in companies based in the United States. The Fund primarily relies on the country where the issuer is incorporated, is headquartered or has its principal place of business in determining the location of an issuer. The Fund may consider a company to be located in a particular country even if it is not domiciled in, or have its principal place of business in, that country if at least 50% of its assets are in, or it expects to derive at least 50% of its total revenue or profits from, goods or services produced in or sales made in that country.

The Fund typically invests in the securities of medium to large size companies, but will also invest in smaller companies. The Fund’s holdings may be limited to the securities of 40 to 60 different issuers and may focus its investments in companies located in or tied economically to particular countries or regions. The Fund generally invests in securities that are traded in the foreign securities markets, though it may invest significantly in emerging or developing markets. Additionally, from time to time, in pursuing its investment strategies, the Fund may hold significant investments (25% or more of its assets) in a specific market sector, including the consumer staples sector.

The subadviser selects investments by screening a universe of stocks that meet its “quality growth” criteria, which include high

return on equity and low to moderate leverage, among others. It then further narrows that universe by using a bottom-up stock and business analysis approach to identify companies whose businesses are highly profitable, have consistent operating histories and financial performance and enjoy possible long-term economic prospects. The subadviser also seeks to generate greater returns by investing in securities at a price below the company’s intrinsic worth.

In making sell decisions, the subadviser considers, among other things, whether a security’s price target has been met, whether there has been an overvaluation of the issuer by the market, whether there has been a clear deterioration of future earnings power and whether, in the subadviser’s opinion, there has been a loss of long-term competitive advantage.

Principal Risks: You can lose money by investing in the Fund. There is no guarantee that the Fund will meet its investment objective. Here are the principal risks of investing in the Fund:

Emerging Markets Risk. The risks of investing in foreign securities are heightened when investing in emerging or developing markets. The economies and political environments of emerging or developing countries tend to be more unstable, resulting in more volatile rates of returns than developed markets and substantially greater risk.

Focused Portfolio Risk. Because the Fund’s assets may be invested in a limited number of issuers, its performance may be more volatile than other funds whose portfolios contain a larger number of securities.

Foreign Securities Risk. There are special risk factors associated with investing in foreign securities, including the risks of fluctuations in exchange rates, potential political and economic instability, differing accounting and financial reporting standards or inability to obtain reliable financial information regarding

a company's financial condition, less stringent regulation and supervision of foreign securities markets, custodians and securities depositories, and potential capital restrictions. To the extent the Fund invests a significant portion of its assets in securities of a single country or region, it is more likely to be affected by events or conditions of that area. As a result, it may be more volatile than a more geographically diversified fund.

Liquidity Risk. Certain investments may be difficult or impossible to sell at a favorable time or price. Market developments may cause the Fund's investments to become less liquid and subject to erratic price movements. This risk is particularly acute in the case of foreign securities that are traded in smaller, less-developed or emerging markets.

Market Risk. Stock prices may decline over short or even extended periods due to general economic and market conditions, adverse political or regulatory developments or interest rate fluctuations. Adverse market events may lead to increased redemptions, which could cause the Fund to experience a loss or difficulty in selling securities to meet redemptions.

Mid-Size and Small-Size Company Risk. The market risk associated with the securities of mid- and small-size companies is generally greater than that associated with securities of larger companies because such securities tend to experience sharper price fluctuations. At times, it may be difficult for the Fund to sell mid- to small-size company stocks at reasonable prices.

Sector Risk. The Fund may hold a significant amount of investments in similar businesses, which could be affected by the same economic or market conditions. To the extent the Fund invests significantly in the consumer staples sector, the value of the Fund's shares may be particularly vulnerable to factors affecting that sector, such as the health of the overall economy, marketing campaigns, changes in consumer demands, government regulations and changes in commodity prices.

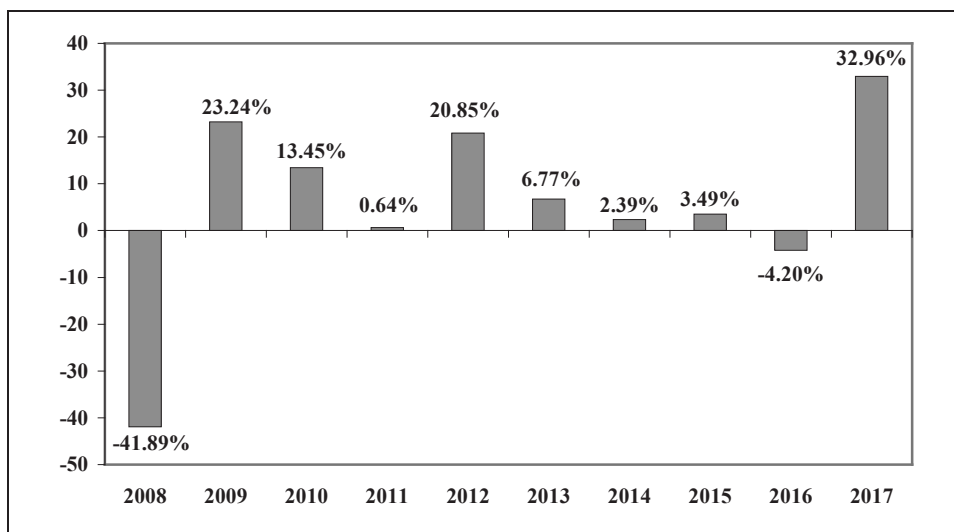
Security Selection Risk. Securities selected by the portfolio manager may perform differently than the overall market or may not meet expectations.

An investment in the Fund is not a bank deposit and is not insured or guaranteed by the Federal Deposit Insurance Corporation or any other government agency.

Performance: The following bar chart and table provide some indication of the risks of investing in the Fund. The bar chart shows changes in the Fund's performance from year to year. The table shows how the Fund's average annual returns for 1, 5, and 10 years compare to those of a broad measure of market performance. The Fund's past performance is not necessarily an indication of how the Fund will perform in the future.

The bar chart and table do not reflect fees and expenses that may be deducted by the variable annuity contract or variable life insurance policy through which you invest. If they were included, the returns would be less than those shown.

Total Annual Returns For Calendar Years Ended December 31



During the periods shown, the highest quarterly return was 19.05% (for the quarter ended June 30, 2009) and the lowest quarterly return was -19.25% (for the quarter ended September 30, 2008).

Average Annual Total Returns For Periods Ended December 31, 2017

	1 Year	5 Years	10 Years
International Fund	32.96%	7.58%	3.60%
MSCI EAFE Index (Gross) (reflects no deduction for fees, expenses or taxes)	25.62%	8.39%	2.42%
MSCI EAFE Index (Net) (reflects the deduction of foreign withholding taxes on dividends)	25.03%	7.90%	1.94%

Investment Adviser: Foresters Investment Management Company, Inc. is the Fund's investment adviser and Vontobel Asset Management, Inc. ("Vontobel") serves as the subadviser of the Fund.

Portfolio Manager: The Fund is managed primarily by Matthew Benkendorf, Managing Director, Chief Investment Officer and Portfolio Manager for Vontobel, who has served as Portfolio Manager of the Fund since 2016. Daniel Kranson and David Souccar, each an Executive Director, Senior Research Analyst and Portfolio Manager for Vontobel, have served as Deputy Portfolio Managers of the Fund since 2016.

Other Important Information About The Fund: For important information about the Purchase and Sale of Fund Shares, Tax Information and Payments To Insurance Companies and Other Financial Intermediaries, please refer to the section "Other Important Information" on page 58 of this prospectus.

INVESTMENT GRADE FUND

Investment Objective: The Fund seeks to generate a maximum level of income consistent with investment primarily in investment grade debt securities.

Fees and Expenses of the Fund: This table describes the fees and expenses that you may pay if you buy and hold shares of the Fund. Investments in the Fund can only be made through a variable annuity contract or life insurance policy offered by a participating insurance company. This table does not reflect the fees and expenses that are or may be imposed by a variable annuity contract or life insurance policy for which the Fund is an investment option. For information regarding those fees and expenses, please refer to the applicable variable annuity contract or life insurance policy prospectus. If those fees and expenses were included, the overall fees and expenses shown in the table would be higher.

Shareholder Fees (<i>fees paid directly from your investment</i>)	
Maximum sales charge (load) imposed on purchases (as a percentage of offering price)	N/A
Maximum deferred sales charge (load) (as a percentage of the lower of purchase price or redemption price)	N/A
Annual Fund Operating Expenses (<i>expenses that you pay each year as a percentage of the value of your investment</i>)	
Management Fees	0.75%
Distribution and Service (12b-1) Fees	None
Other Expenses	0.08%
Total Annual Fund Operating Expenses	0.83%

Example

The Example is intended to help you compare the cost of investing in the Fund with the cost of investing in other mutual funds. The Example assumes that you invest \$10,000 in the Fund for the time periods indicated and then redeem all of your shares at the end of those periods. The Example also assumes that your investment has a 5% return each year and that the Fund's operating expenses remain the same. The table below does not include the fees or expenses that are or may be imposed by a variable annuity contract or life insurance policy for which the Fund is an investment option. If they were included, the expenses shown in the table below would be higher. Although your actual costs may be higher or lower, based on these assumptions, whether you do or do not redeem your shares, your costs would be:

	1 year	3 years	5 years	10 years
Investment Grade Fund	\$85	\$265	\$460	\$1,025

Portfolio Turnover: The Fund pays transaction costs, such as commissions, when it buys and sells securities (or “turns over” its portfolio). A higher portfolio turnover may indicate higher transaction costs. These costs, which are not reflected in annual fund operating expenses or in the Example, affect the Fund’s performance. During the most recent fiscal year, the Fund’s portfolio turnover rate was 60% of the average value of its portfolio.

Principal Investment Strategies: Under normal circumstances, the Fund invests at least 80% of its net assets (plus any borrowings for investment purposes) in investment grade debt securities. Investment grade debt securities include those that are rated within the four highest ratings categories by Moody’s Investors Service, Inc. (“Moody’s”) or S&P Global Ratings (“S&P”) or that are unrated but determined by the Fund’s investment adviser, Foresters Investment Management Company, Inc. (“Adviser”), to be of equivalent quality.

The Fund primarily invests in investment grade corporate bonds. The Fund may also invest in other investment grade securities, including securities issued or guaranteed by the U.S. Government or U.S. Government-sponsored enterprises (some of which are not backed by the full faith and credit of the U.S. Government) and investment grade mortgage-backed and other asset-backed securities. In making investment decisions, the Adviser considers the outlook for interest rates, economic forecasts and market conditions, credit ratings, and its own analysis of an issuer’s financial condition. The Adviser will not necessarily sell an investment if its rating is reduced.

To a lesser extent, the Fund also invests in high yield, below investment grade corporate bonds (commonly known as “high yield” or “junk bonds”). The Adviser has retained Muzinich & Co, Inc. (“Muzinich”) as a subadvisor to manage this portion of the Fund. High yield bonds include bonds that are rated below Baa3 by Moody’s or below BBB- by S&P as

well as unrated bonds that are determined by Muzinich to be of equivalent quality. Muzinich will consider ratings assigned by ratings agencies in selecting high yield bonds, but relies principally on its own research and investment analysis. In managing its portion of the Fund, Muzinich focuses on investments it believes can generate attractive and consistent income. Muzinich may sell a bond when it shows deteriorating fundamentals or it falls short of the portfolio manager’s expectations. In addition, the Adviser may also invest in exchange-traded funds (“ETFs”) that could expose the Fund to high yield securities.

The Fund may invest in securities of any maturity or duration, but may adjust its average portfolio weighted duration or maturity in anticipation of interest rate changes. For example, if the Fund expects interest rates to rise, it may seek to reduce its average portfolio weighted duration and maturity. The Fund may also invest in U.S. Treasury futures and options on U.S. Treasury futures to hedge against changes in interest rates.

Additionally, from time to time, in pursuing its investment strategies, the Fund may hold significant investments (25% or more of its assets) in a specific market sector, including the financials sector.

Principal Risks: You can lose money by investing in the Fund. There is no guarantee that the Fund will meet its investment objective. Here are the principal risks of investing in the Fund:

Credit Risk. A debt issuer may become unable or unwilling to pay interest or principal when due. The prices of debt securities are affected by the credit quality of the issuer and, in the case of mortgage-backed and asset-backed securities, the credit quality of the underlying loans. Securities issued by U.S. Government-sponsored enterprises are supported only by the credit of the issuing entity.

Derivatives Risk. Investments in U.S. Treasury futures and options on U.S. Treasury futures involve risks, such as potential losses if interest rates do not move as expected and the potential for greater losses than if these techniques had not been used. Investments in derivatives can increase the volatility of the Fund's share price and may expose it to significant additional costs. Derivatives may be difficult to sell, unwind, or value.

Exchange-Traded Funds Risk. The risks of investing in an ETF typically reflect the risks of the types of instruments in which the ETF invests. In addition, because ETFs are investment companies, the Fund will bear its proportionate share of the fees and expenses of an investment in an ETF. As a result, the Fund's expenses may be higher and performance may be lower.

High Yield Securities Risk. High yield debt securities (commonly known as "junk bonds") have greater credit risk than higher quality debt securities because their issuers may not be as financially strong. High yield securities are inherently speculative due to the risk associated with the issuer's ability to make principal and interest payments. During times of economic stress, high yield securities issuers may be unable to access credit to refinance their bonds or meet their credit obligations.

Interest Rate Risk. In general, when interest rates rise, the market value of a debt security declines, and when interest rates decline, the market value of a debt security increases. Interest rates across the U.S. economy have recently increased and may continue to increase, thereby heightening the Fund's exposure to the risks associated with rising interest rates. Securities with longer maturities and durations are generally more sensitive to interest rate changes.

Liquidity Risk. Certain investments may be difficult or impossible to sell at a favorable time or price. Market developments may cause the Fund's investments to become less

liquid and subject to erratic price movements. High yield securities tend to be less liquid.

Market Risk. The prices of the debt securities held by the Fund may decline in response to certain events, such as general economic and market conditions, adverse political or regulatory developments and interest rate fluctuations. Adverse market events may lead to increased redemptions, which could cause the Fund to experience a loss or difficulty in selling securities to meet redemptions.

Prepayment and Extension Risk. When interest rates decline, borrowers tend to refinance their loans and the loans that back mortgage-backed and other asset-backed securities suffer a higher rate of prepayment. This could cause a decrease in the Fund's income and share price. Conversely, when interest rates rise, borrowers tend to repay their loans less quickly, which will generally increase the Fund's sensitivity to interest rates and its potential for price declines.

Sector Risk. The Fund may hold a significant amount of investments in similar businesses, which could be affected by the same economic or market conditions. To the extent the Fund invests significantly in the financials sector, the value of the Fund's shares may be particularly vulnerable to factors affecting that sector, such as the availability and cost of capital, changes in interest rates, the rate of corporate and consumer debt defaults, credit ratings and quality, market liquidity, extensive government regulation and price competition.

Security Selection Risk. Securities selected by the portfolio manager may perform differently than the overall market or may not meet expectations.

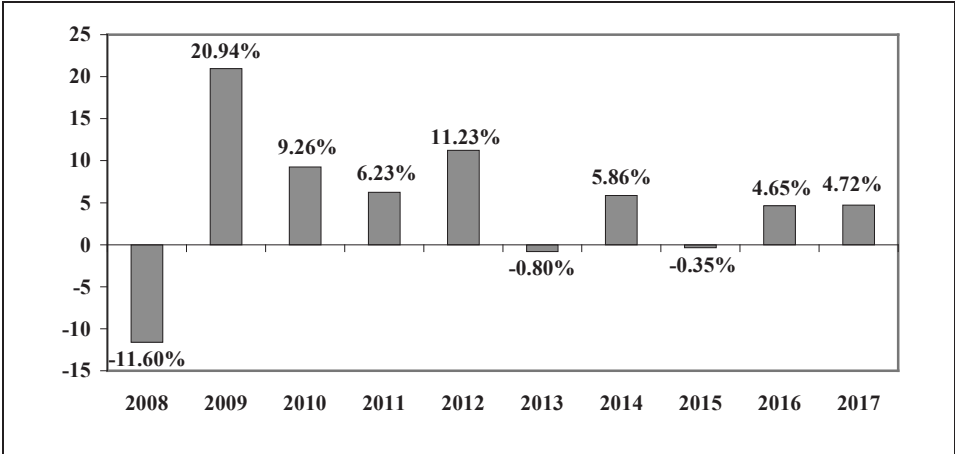
An investment in the Fund is not a bank deposit and is not insured or guaranteed by the Federal Deposit Insurance Corporation or any other government agency.

Performance: The following bar chart and table provide some indication of the risks of investing in the Fund. The bar chart shows changes in the Fund's performance from year to year. The table shows how the Fund's average annual returns for 1, 5, and 10 years compare to those of a broad measure of market performance. The Fund's past performance is not necessarily an indication of how the Fund will perform in the future. Prior

to May 1, 2018, Muzinich did not serve as a subadviser to the Fund.

The bar chart and table do not reflect fees and expenses that may be deducted by the variable annuity contract or variable life insurance policy through which you invest. If they were included, the returns would be less than those shown.

Total Annual Returns For Calendar Years Ended December 31



During the periods shown, the highest quarterly return was 10.24% (for the quarter ended June 30, 2009) and the lowest quarterly return was -9.82% (for the quarter ended September 30, 2008).

Average Annual Total Returns For Periods Ended December 31, 2017

	1 Year	5 Years	10 Years
Investment Grade Fund	4.72%	2.78%	4.70%
BofA Merrill Lynch U.S. Corporate Master Index (reflects no deduction for fees, expenses or taxes)	6.47%	3.50%	5.59%

Investment Adviser: Foresters Investment Management Company, Inc. ("FIMCO") is the Fund's investment adviser and Muzinich serves as the subadviser to a portion of the Fund.

Portfolio Manager: The Fund assets managed by FIMCO are managed by Rajeev Sharma, Director of Fixed Income, who serves as Portfolio Manager of the Fund and has served as Portfolio Manager or Co-Portfolio Manager of the Fund since 2009. The portion of the Fund managed by Muzinich is managed

primarily by Clinton Comeaux and Bryan Petermann, Portfolio Managers of the Fund since May 2018.

Other Important Information About The Fund: For important information about the Purchase and Sale of Fund Shares, Tax Information and Payments To Insurance Companies and Other Financial Intermediaries, please refer to the section "Other Important Information" on page 58 of this prospectus.

LIMITED DURATION BOND FUND

Investment Objective: The Fund seeks current income consistent with low volatility of principal.

Fees and Expenses of the Fund: This table describes the fees and expenses that you may pay if you buy and hold shares of the Fund. Investments in the Fund can only be made through a variable annuity contract or life insurance policy offered by a participating insurance company. This table does not reflect the fees and expenses that are or may be imposed by a variable annuity contract or life insurance policy for which the Fund is an investment option. For information regarding those fees and expenses, please refer to the applicable variable annuity contract or life insurance policy prospectus. If those fees and expenses were included, the overall fees and expenses shown in the table would be higher.

Shareholder Fees <i>(fees paid directly from your investment)</i>	
Maximum sales charge (load) imposed on purchases (as a percentage of offering price)	N/A
Maximum deferred sales charge (load) (as a percentage of the lower of purchase price or redemption price)	N/A
Annual Fund Operating Expenses <i>(expenses that you pay each year as a percentage of the value of your investment)</i>	
Management Fees	0.75%
Distribution and Service (12b-1) Fees	None
Other Expenses	0.41%
Total Annual Fund Operating Expenses	1.16%

Example

The Example is intended to help you compare the cost of investing in the Fund with the cost of investing in other mutual funds. The Example assumes that you invest \$10,000 in the Fund for the time periods indicated and then redeem all of your shares at the end of those periods. The Example also assumes that your investment has a 5% return each year and that the Fund’s operating expenses remain the same. The table below does not include the fees or expenses that are or may be imposed by a variable annuity contract or life insurance policy for which the Fund is an investment option. If they were included, the expenses shown in the table below would be higher. Although your actual costs may be higher or lower, based on these assumptions, whether you do or do not redeem your shares, your costs would be:

	1 year	3 years	5 years	10 years
Limited Duration Bond Fund	\$118	\$368	\$638	\$1,409

Portfolio Turnover: The Fund pays transaction costs, such as commissions, when it buys and sells securities (or “turns over” its portfolio). A higher portfolio turnover may indicate higher transaction costs. These costs, which are not reflected in annual fund

operating expenses or in the Example, affect the Fund’s performance. During the most recent fiscal year, the Fund’s portfolio turnover rate was 82% of the average value of its portfolio.

Principal Investment Strategies: Under normal circumstances, the Fund will invest at least 80% of its net assets (plus any borrowings for investment purposes) in investment grade bonds. For purposes of this 80% policy, investment grade bonds also include other investment grade fixed-income securities.

Investment grade debt securities include those that are rated within the four highest ratings categories by Moody's Investors Service, Inc. ("Moody's") or S&P Global Ratings ("S&P") or that are unrated but determined by the Fund's investment adviser, Foresters Investment Management Company, Inc. ("Adviser"), to be of equivalent quality.

The Fund may invest in a variety of different types of investment grade securities, including corporate bonds, securities issued or guaranteed by the U.S. Government or U.S. Government-sponsored enterprises (some of which are not backed by the full faith and credit of the U.S. Government), mortgage-backed and other asset-backed securities. In making investment decisions, the Adviser considers the outlook for interest rates, economic forecasts and market conditions, credit ratings, and its own analysis of an issuer's financial condition. The Adviser will not necessarily sell an investment if its rating is reduced.

To a lesser extent, the Fund also invests in high yield, below investment grade corporate bonds (commonly known as "high yield" or "junk bonds"). The Adviser has retained Muzinich & Co, Inc. ("Muzinich") as a subadviser to manage this portion of the Fund. High yield bonds include bonds that are rated below Baa3 by Moody's or below BBB- by S&P as well as unrated bonds that are determined by Muzinich to be of equivalent quality. Muzinich will consider ratings assigned by ratings agencies in selecting high yield bonds, but relies principally on its own research and investment analysis. In managing its portion of the Fund, Muzinich focuses on investments it believes can generate attractive and consistent income. Muzinich may sell a bond when it

shows deteriorating fundamentals or it falls short of the portfolio manager's expectations. In addition, the Adviser may also invest in exchange-traded funds ("ETFs") that could expose the Fund to high yield securities.

Additionally, from time to time, in pursuing its investment strategies, the Fund may hold significant investments (25% or more of its assets) in a specific market sector, including the financials sector.

The Fund seeks to maintain an average weighted duration of between one and six years. Duration is a measurement of a bond's sensitivity to changes in interest rates. For every 1% change in interest rates, a bond's price generally changes approximately 1% in the opposite direction for each year of duration. For example, if a portfolio of fixed income securities has an average weighted duration of six years, its value can be expected to fall about 6% if interest rates rise by 1%. Conversely, the portfolio's value can be expected to rise approximately 6% if interest rates fall by 1%. As a result, prices of securities with longer durations tend to be more sensitive to interest rate changes than prices of securities with shorter durations. By comparison, a debt security's "maturity" is the date on which the security matures and the issuer is obligated to repay principal. Duration is typically not equal to maturity.

The Fund may invest in U.S. Treasury futures and options on U.S. Treasury futures to hedge against changes in interest rates.

Principal Risks: You can lose money by investing in the Fund. There is no guarantee that the Fund will meet its investment objective. Here are the principal risks of investing in the Fund:

Credit Risk. A debt issuer may become unable or unwilling to pay interest or principal when due. The prices of debt securities are affected by the credit quality of the issuer and, in the case of mortgage-backed and asset-backed securities, the credit quality of the underlying loans. Securities issued by U.S. Government-sponsored enterprises are

supported only by the credit of the issuing entity.

Derivatives Risk. Investments in U.S. Treasury futures and options on U.S. Treasury futures to hedge against changes in interest rates involve risks, such as potential losses if interest rates do not move as expected and the potential for greater losses than if these techniques had not been used. Investments in derivatives can increase the volatility of the Fund's share price and may expose it to significant additional costs. Derivatives may be difficult to sell, unwind, or value.

Exchange-Traded Funds Risk. The risks of investing in an ETF typically reflect the risks of the types of instruments in which the ETF invests. In addition, because ETFs are investment companies, the Fund will bear its proportionate share of the fees and expenses of an investment in an ETF. As a result, the Fund's expenses may be higher and performance may be lower.

High Yield Securities Risk. High yield debt securities (commonly known as "junk bonds") have greater credit risk than higher quality debt securities because their issuers may not be as financially strong. High yield securities are inherently speculative due to the risk associated with the issuer's ability to make principal and interest payments. During times of economic stress, high yield securities issuers may be unable to access credit to refinance their bonds or meet their credit obligations.

Interest Rate Risk. In general, when interest rates rise, the market value of a debt security declines, and when interest rates decline, the market value of a debt security increases. Interest rates across the U.S. economy have recently increased and may continue to increase, thereby heightening the Fund's exposure to the risks associated with rising interest rates. Securities with longer maturities and durations are generally more sensitive to interest rate changes.

Market Risk. The prices of the debt securities held by the Fund may decline in response to certain events, such as general economic and market conditions, adverse political or regulatory developments and interest rate fluctuations. Adverse market events may lead to increased redemptions, which could cause the Fund to experience a loss or difficulty in selling securities to meet redemptions. Certain investments may be difficult or impossible to sell at a favorable time or price when the Fund requires liquidity to make redemptions.

Prepayment and Extension Risk. When interest rates decline, borrowers tend to refinance their loans and the loans that back mortgage-backed and other asset-backed securities suffer a higher rate of prepayment. This could cause a decrease in the Fund's income and share price. Conversely, when interest rates rise, borrowers tend to repay their loans less quickly which, will generally increase both the Fund's sensitivity to interest rates and its potential for price declines.

Sector Risk. The Fund may hold a significant amount of investments in similar businesses, which could be affected by the same economic or market conditions. To the extent the Fund invests significantly in the financials sector, the value of the Fund's shares may be particularly vulnerable to factors affecting that sector, such as the availability and cost of capital, changes in interest rates, the rate of corporate and consumer debt defaults, credit ratings and quality, market liquidity, extensive government regulation and price competition.

Security Selection Risk. Securities selected by the portfolio manager may perform differently than the overall market or may not meet expectations.

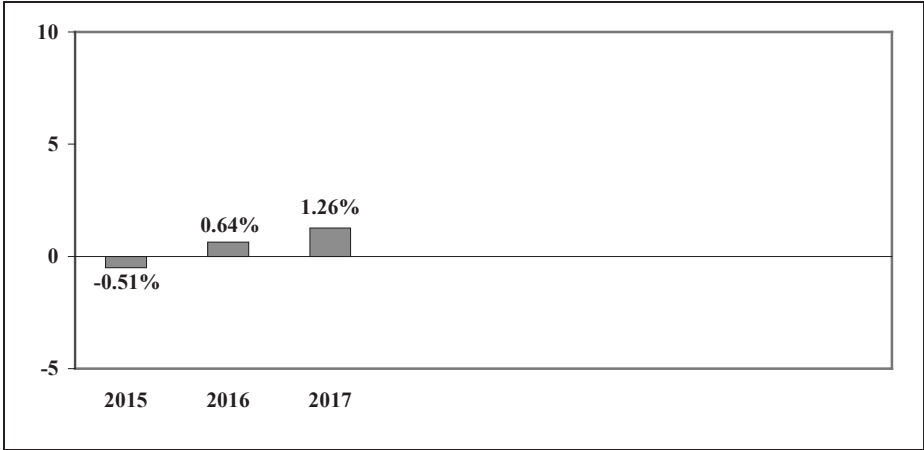
An investment in the Fund is not a bank deposit and is not insured or guaranteed by the Federal Deposit Insurance Corporation or any other government agency.

Performance: The following bar chart and table provide some indication of the risks of investing in the Fund. The bar chart shows changes in the Fund's performance from year to year. The table shows how the Fund's average annual returns for the 1-year and Life of Fund periods compare to those of a broad measure of market performance. The Fund's past performance is not necessarily an indication of how the Fund will perform in the

future. Prior to May 1, 2018, Muzinich did not serve as a subadviser to the Fund.

The bar chart and table do not reflect fees and expenses that may be deducted by the variable annuity contract or variable life insurance policy through which you invest. If they were included, the returns would be less than those shown.

Total Annual Returns For Calendar Years Ended December 31



During the periods shown, the highest quarterly return was 1.16% (for the quarter ended March 31, 2016) and the lowest quarterly return was -1.23% (for the quarter ended December 31, 2016).

Average Annual Total Returns For Periods Ended December 31, 2017

	1 Year	Life of Fund
Limited Duration Bond Fund (Inception Date: 7/1/14)	1.26%	-0.36%
BofA Merrill Lynch 1-5 Year U.S. Broad Market Index (reflects no deduction for fees, expenses or taxes)	1.33%	1.27%

Investment Adviser: Foresters Investment Management Company, Inc. ("FIMCO") is the Fund's investment adviser and Muzinich serves as the subadviser to a portion of the Fund.

Portfolio Manager: The Fund assets managed by FIMCO are managed by Rodwell Chadehumbe, who has served as Portfolio Manager of the Fund since its inception in 2014. The portion of the Fund managed by Muzinich is managed primarily by Clinton Comeaux and Bryan Petermann, Portfolio Managers of the Fund since May 2018.

Other Important Information About The Fund: For important information about the Purchase and Sale of Fund Shares, Tax Information and Payments to Insurance Companies and Other Financial Intermediaries, please refer to the section "Other Important Information" on page 58 of this prospectus.

OPPORTUNITY FUND

Investment Objective: The Fund seeks long-term capital growth.

Fees and Expenses of the Fund: This table describes the fees and expenses that you may pay if you buy and hold shares of the Fund. Investments in the Fund can only be made through a variable annuity contract or life insurance policy offered by a participating insurance company. This table does not reflect the fees and expenses that are or may be imposed by a variable annuity contract or life insurance policy for which the Fund is an investment option. For information regarding those fees and expenses, please refer to the applicable variable annuity contract or life insurance policy prospectus. If those fees and expenses were included, the overall fees and expenses shown in the table would be higher.

Shareholder Fees <i>(fees paid directly from your investment)</i>	
Maximum sales charge (load) imposed on purchases (as a percentage of offering price)	N/A
Maximum deferred sales charge (load) (as a percentage of the lower of purchase price or redemption price)	N/A
Annual Fund Operating Expenses <i>(expenses that you pay each year as a percentage of the value of your investment)</i>	
Management Fees	0.75%
Distribution and Service (12b-1) Fees	None
Other Expenses	0.09%
Acquired Fund Fees and Expenses	0.01%
Total Annual Fund Operating Expenses	0.85%

Example

The Example is intended to help you compare the cost of investing in the Fund with the cost of investing in other mutual funds. The Example assumes that you invest \$10,000 in the Fund for the time periods indicated and then redeem all of your shares at the end of those periods. The Example also assumes that your investment has a 5% return each year and that the Fund’s operating expenses remain the same. The table below does not include the fees or expenses that are or may be imposed by a variable annuity contract or life insurance policy for which the Fund is an investment option. If they were included, the expenses shown in the table below would be higher. Although your actual costs may be higher or lower, based on these assumptions, whether you do or do not redeem your shares, your costs would be:

	1 year	3 years	5 years	10 years
Opportunity Fund	\$87	\$271	\$471	\$1,049

Portfolio Turnover: The Fund pays transaction costs, such as commissions, when it buys and sells securities (or “turns over” its portfolio). A higher portfolio turnover may indicate higher transaction costs. These costs, which are not reflected in annual fund

operating expenses or in the Example, affect the Fund’s performance. During the most recent fiscal year, the Fund’s portfolio turnover rate was 30% of the average value of its portfolio.

Principal Investment Strategies: The Fund invests primarily in mid- and small-size companies that the Fund's investment adviser, Foresters Investment Management Company, Inc., believes offer strong growth opportunities. The Fund may also invest in exchange-traded funds ("ETFs") to gain exposure to such securities. The Fund may continue to hold stocks of companies that grow into larger companies and may also invest opportunistically in larger companies.

The Fund uses a "bottom-up" approach to selecting investments. The Fund uses fundamental research to search for companies that have one or more of the following: a strong balance sheet; experienced management; above-average earnings growth potential; and stocks that are attractively priced. The Fund attempts to stay broadly diversified, but it may emphasize certain industry sectors based upon economic and market conditions.

The Fund may sell a stock if it becomes fully valued, its fundamentals have deteriorated or alternative investments become more attractive. The Fund may also sell a stock if it grows into a large, well-established company, although it may also continue to hold such a stock irrespective of its size.

Principal Risks: You can lose money by investing in the Fund. There is no guarantee that the Fund will meet its investment objective. Here are the principal risks of investing in the Fund:

Exchange-Traded Funds Risk. The risks of investing in an ETF typically reflect the risks of the instruments in which the ETF invests. In addition, because ETFs are investment companies, the Fund will bear its proportionate share of the fees and expenses of an investment in an ETF. As a result, the Fund's expenses may be higher and performance may be lower.

Market Risk. Stock prices may decline over short or even extended periods due to general economic and market conditions, adverse political or regulatory developments or interest rate fluctuations. Adverse market events may lead to increased redemptions, which could cause the Fund to experience a loss or difficulty in selling securities to meet redemptions.

Mid-Size and Small-Size Company Risk. The market risk associated with stocks of mid- and small-size companies is generally greater than that associated with stocks of larger, more established companies because stocks of mid- and small-size companies tend to experience sharper price fluctuations. At times, it may be difficult to sell mid- to small-size company stocks at reasonable prices.

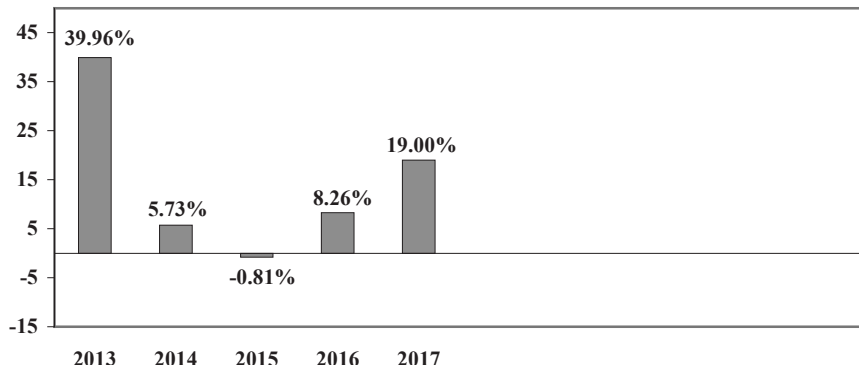
Security Selection Risk. Securities selected by the portfolio manager may perform differently than the overall market or may not meet expectations.

An investment in the Fund is not a bank deposit and is not insured or guaranteed by the Federal Deposit Insurance Corporation or any other government agency.

Performance: The following bar chart and table provide some indication of the risks of investing in the Fund. The bar chart shows changes in the Fund's performance from year to year. The table shows how the Fund's average annual returns for the 1-year, 5-year and Life of Fund periods compare to those of a broad measure of market performance. The Fund's past performance is not necessarily an indication of how the Fund will perform in the future.

The bar chart and table do not reflect fees and expenses that may be deducted by the variable annuity contract or variable life insurance policy through which you invest. If they were included, the returns would be less than those shown.

Total Annual Returns For Calendar Years Ended December 31



During the periods shown, the highest quarterly return was 11.93% (for the quarter ended March 31, 2013) and the lowest quarterly return was -9.65% (for the quarter ended September 30, 2015).

Average Annual Total Returns For Periods Ended December 31, 2017

	1 Year	5 Years	Life of Fund
Opportunity Fund (Inception Date: 12/17/12)	19.00%	13.59%	13.61%
S&P Mid-Cap 400 Index (reflects no deduction for fees, expenses or taxes)	16.24%	15.01%	15.11%

Investment Adviser: Foresters Investment Management Company, Inc.

Portfolio Manager: Steven S. Hill, interim Co-Director of Equities, has served as Co-Portfolio Manager since the Fund's inception in 2012.

Other Important Information About The Fund: For important information about the Purchase and Sale of Fund Shares, Tax Information and Payments To Insurance Companies and Other Financial Intermediaries, please refer to the section "Other Important Information" on page 58 of this prospectus.

REAL ESTATE FUND

Investment Objective: The Fund seeks total return.

Fees and Expenses of the Fund: This table describes the fees and expenses that you may pay if you buy and hold shares of the Fund. Investments in the Fund can only be made through a variable annuity contract or life insurance policy offered by a participating insurance company. This table does not reflect the fees and expenses that are or may be imposed by a variable annuity contract or life insurance policy for which the Fund is an investment option. For information regarding those fees and expenses, please refer to the applicable variable annuity contract or life insurance policy prospectus. If those fees and expenses were included, the overall fees and expenses shown in the table would be higher.

Shareholder Fees <i>(fees paid directly from your investment)</i>	
Maximum sales charge (load) imposed on purchases (as a percentage of offering price)	N/A
Maximum deferred sales charge (load) (as a percentage of the lower of purchase price or redemption price)	N/A
Annual Fund Operating Expenses <i>(expenses that you pay each year as a percentage of the value of your investment)</i>	
Management Fees	0.75%
Distribution and Service (12b-1) Fees	None
Other Expenses	0.36%
Total Annual Fund Operating Expenses	1.11%

Example

The Example is intended to help you compare the cost of investing in the Fund with the cost of investing in other mutual funds. The Example assumes that you invest \$10,000 in the Fund for the time periods indicated and then redeem all of your shares at the end of those periods. The Example also assumes that your investment has a 5% return each year and that the Fund's operating expenses remain the same. The table below does not include the fees or expenses that are or may be imposed by a variable annuity contract or life insurance policy for which the Fund is an investment option. If they were included, the expenses shown in the table below would be higher. Although your actual costs may be higher or lower, based on these assumptions, whether you do or do not redeem your shares, your costs would be:

	1 year	3 years	5 years	10 years
Real Estate Fund	\$113	\$353	\$612	\$1,352

Portfolio Turnover: The Fund pays transaction costs, such as commissions, when it buys and sells securities (or "turns over" its portfolio). A higher portfolio turnover may indicate higher transaction costs. These costs, which are not reflected in annual fund operating expenses or in the Example, affect the Fund's performance. During the most recent fiscal year, the Fund's portfolio

turnover rate was 43% of the average value of its portfolio.

Principal Investment Strategies: Under normal circumstances, the Fund will invest at least 80% of its net assets (plus any borrowings for investment purposes) in common stocks and other equity securities of companies principally engaged in the real estate industry and/or investments that provide

exposure to such companies. For purposes of this 80% policy, other equity securities may include, without limitation, preferred stock, equity-based exchange-traded funds (“ETFs”) and instruments that are convertible into common stock.

The Fund will normally invest its assets primarily in securities issued by real estate investment trusts (“REITs”) listed on a U.S. stock exchange. Currently, the only REITs the Fund intends to invest in are U.S. exchange-listed REITs. The Fund typically will invest in equity REITs (i.e., REITs that directly own real estate), mortgage REITs (i.e., REITs that lend money directly to real estate owners and/or operators or invest in long-term mortgage pools) and/or hybrid REITs (i.e., REITs that participate in both equity and mortgage investing).

The Fund may, to a lesser extent, invest in securities of other companies principally engaged in the real estate industry. An issuer is principally “engaged in” the real estate industry if at least 50% of its assets, gross income or net profits is attributable to the ownership, construction, management or sale of residential, commercial or industrial real estate, or to products or services related to the real estate industry. The Fund may invest in REITs and real estate companies of any market capitalization.

The Fund generally uses a “bottom-up” approach in selecting investments that entails performing fundamental analyses to identify securities that the Fund’s adviser believes can achieve superior returns, with a focus on companies with high, consistent return on invested capital, recurring operating income and strong capital structure. The Fund will generally consider investments that meet one or more of the following criteria: discount to intrinsic value, attractive valuation relative to industry peers or the presence of a potential stock-specific catalyst.

The Fund may sell a security if it becomes fully valued, its fundamentals have deteriorated or

alternative investment opportunities become more attractive.

The Fund will concentrate its investments in the real estate industry. The Fund is non-diversified.

Principal Risks: You can lose money by investing in the Fund. There is no guarantee that the Fund will meet its investment objective. Here are the principal risks of investing in the Fund:

Industry Concentration Risk. The Fund’s strategy of concentrating its investments in issuers engaged in the real estate industry means that the Fund’s performance will be closely tied to the performance of that market segment. The Fund will be more susceptible to adverse economic, market, political or regulatory occurrences affecting the real estate industry than a less concentrated fund.

Interest Rate Risk. In general, when interest rates rise, the market values of real estate and real estate companies decline. Interest rates across the U.S. economy have recently increased and may continue to increase, thereby heightening the Fund’s exposure to the risks associated with rising interest rates.

Liquidity Risk. Certain investments may be difficult or impossible to sell at a favorable time or price. Market developments may cause the Fund’s investments to become less liquid and subject to erratic price movements. Liquidity risk is heightened for real estate companies and REITs with smaller market capitalizations, limited investments, larger amounts of debt, or higher levels of exposure to sub-prime mortgages.

Market Risk. The prices of equity securities, including securities issued by REITs, may decline or experience volatility over short or even extended periods due to general economic and market conditions, adverse political or regulatory developments or interest rate fluctuations. Adverse market events may lead to increased redemptions, which could cause the Fund to experience a

loss or difficulty in selling securities to meet redemptions.

Mid-Size and Small-Size Company Risk. The market risk associated with securities of mid- and small-size companies is generally greater than that associated with securities of larger, more established issuers because securities of mid- and small-size issuers tend to experience sharper price fluctuations. At times, it may be difficult to sell securities of mid-to-small-size issuers at reasonable prices.

Non-Diversification Risk. The Fund is non-diversified and, as such, its assets may be invested in a limited number of issuers. This means that the Fund's performance may be substantially impacted by the change in value of even a single holding.

Prepayment and Extension Risk. When interest rates decline, borrowers tend to refinance their mortgages. When this occurs, mortgages may suffer a higher rate of prepayment and a mortgage or hybrid REIT's income and share price may decline. Conversely, when interest rates rise, borrowers tend to repay their mortgages less quickly, which generally increases a mortgage or hybrid REIT's sensitivity to interest rates and its potential for price declines.

Real Estate Investments Risk. The Fund is subject to the risks related to investments in real estate, including declines in the real estate market, decreases in property revenues, increases in interest rates, increases in property taxes and operating expenses, legal and regulatory changes, a lack of credit or capital, defaults by borrowers or tenants, environmental problems and natural disasters.

REIT Risk. In addition to the risks associated with the real estate industry, REITs are subject to additional risks, including those related to adverse governmental actions, declines in property value, and the potential failure to qualify for federal tax-free "pass-through" of distributed net income and net realized gains

and exemption from registration as an investment company. REITs are dependent upon specialized management skills and may invest in relatively few properties, a small geographic area or a small number of property types. As a result, investments in REITs may be volatile. REITs are pooled investment vehicles with their own fees and expenses and the Fund will indirectly bear a proportionate share of those fees and expenses.

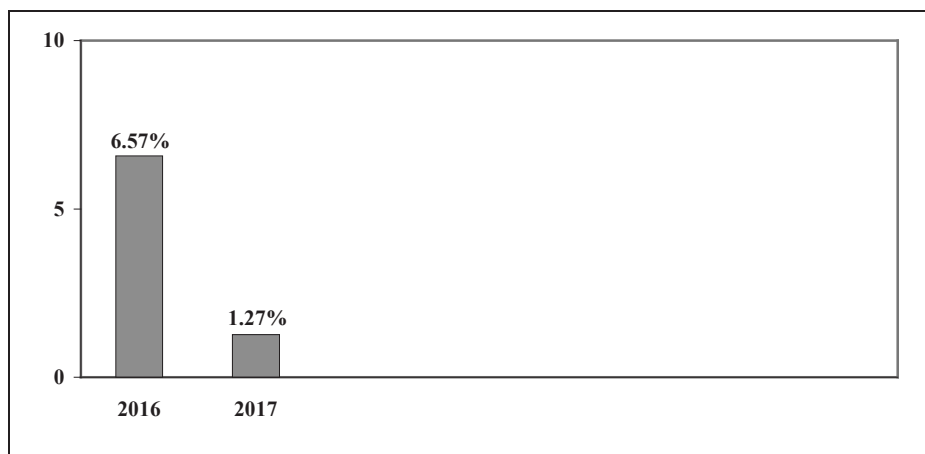
Security Selection Risk. Securities selected by the portfolio manager may perform differently than the overall market or may not meet expectations.

An investment in the Fund is not a bank deposit and is not insured or guaranteed by the Federal Deposit Insurance Corporation or any other government agency.

Performance: The following bar chart and table provide some indication of the risks of investing in the Fund. The bar chart shows changes in the Fund's performance from year to year. The table shows how the Fund's average annual returns for the 1-year and Life of Fund periods compare to those of a broad measure of market performance. The Fund's past performance is not necessarily an indication of how the Fund will perform in the future.

The bar chart and table do not reflect fees and expenses that may be deducted by the variable annuity contract or variable life insurance policy through which you invest. If they were included, the returns would be less than those shown.

Total Annual Returns For Calendar Years Ended December 31



During the periods shown, the highest quarterly return was 6.67% (for the quarter ended March 31, 2016) and the lowest quarterly return was -2.64% (for the quarter ended September 30, 2017).

Average Annual Total Returns For Periods Ended December 31, 2017

	1 Year	Life of Fund
Real Estate Fund (Inception Date: 5/1/15)	1.27%	3.47%
Dow Jones U.S. Select REIT Index (reflects no deduction for fees, expenses or taxes)	3.76%	6.13%

Investment Adviser: Foresters Investment Management Company, Inc.

Portfolio Manager: Vincent Kwong, CFA, has served as Portfolio Manager since the Fund's inception in 2015.

Other Important Information About The Fund:

For important information about the Purchase and Sale of Fund Shares, Tax Information and Payments To Insurance Companies and Other Financial Intermediaries, please refer to the section "Other Important Information" on page 58 of this prospectus.

SELECT GROWTH FUND

Investment Objective: The Fund seeks long-term growth of capital.

Fees and Expenses of the Fund: This table describes the fees and expenses that you may pay if you buy and hold shares of the Fund. Investments in the Fund can only be made through a variable annuity contract or life insurance policy offered by a participating insurance company. This table does not reflect the fees and expenses that are or may be imposed by a variable annuity contract or life insurance policy for which the Fund is an investment option. For information regarding those fees and expenses, please refer to the applicable variable annuity contract or life insurance policy prospectus. If those fees and expenses were included, the overall fees and expenses shown in the table would be higher.

Shareholder Fees <i>(fees paid directly from your investment)</i>	
Maximum sales charge (load) imposed on purchases (as a percentage of offering price)	N/A
Maximum deferred sales charge (load) (as a percentage of the lower of purchase price or redemption price)	N/A
Annual Fund Operating Expenses <i>(expenses that you pay each year as a percentage of the value of your investment)</i>	
Management Fees	0.75%
Distribution and Service (12b-1) Fees	None
Other Expenses	0.06%
Total Annual Fund Operating Expenses	0.81%

Example

The Example is intended to help you compare the cost of investing in the Fund with the cost of investing in other mutual funds. The Example assumes that you invest \$10,000 in the Fund for the time periods indicated and then redeem all of your shares at the end of those periods. The Example also assumes that your investment has a 5% return each year and that the Fund’s operating expenses remain the same. The table below does not include the fees or expenses that are or may be imposed by a variable annuity contract or life insurance policy for which the Fund is an investment option. If they were included, the expenses shown in the table below would be higher. Although your actual costs may be higher or lower, based on these assumptions, whether you do or do not redeem your shares, your costs would be:

	1 year	3 years	5 years	10 years
Select Growth Fund	\$83	\$259	\$450	\$1,002

Portfolio Turnover: The Fund pays transaction costs, such as commissions, when it buys and sells securities (or “turns over” its portfolio). A higher portfolio turnover may indicate higher transaction costs. These costs, which are not reflected in annual fund operating expenses or in the Example, affect the Fund’s performance. During the most recent fiscal year, the Fund’s portfolio

turnover rate was 52% of the average value of its portfolio.

Principal Investment Strategies: The Fund invests in a portfolio of approximately 40-45 common stocks that the Fund’s subadviser, Smith Asset Management Group, L.P. (“Smith”), believes offers the best potential for earnings growth with the lowest risk of negative earnings surprises.

Smith employs quantitative and qualitative analysis to identify high quality companies that it believes have the ability to accelerate earnings growth and exceed investor expectations. Beginning with a universe of stocks that includes large-, mid- and small-size companies, Smith's investment team uses risk control and valuation screens primarily based on valuation, financial quality, stock volatility and corporate governance, to eliminate stocks that are highly volatile or are more likely to underperform the market.

Stocks that pass the initial screens are then evaluated using a proprietary methodology and fundamental analysis to produce a list of 80-100 eligible companies with a high probability of earnings growth that exceeds investor expectations. The analysis includes an evaluation of changes in Wall Street opinions, individual analysts' historical accuracy, earnings quality analysis and corporate governance practices. Smith then constructs the Fund's portfolio based on a traditional fundamental analysis of the companies identified on the list to understand their business prospects, earnings potential, strength of management and competitive positioning.

Stocks may be sold if they exhibit negative investment or performance characteristics, including: a negative earnings forecast or report, valuation concerns, company officials' downward guidance on company performance or earnings or announcement of a buyout. Additionally, from time to time, in pursuing its investment strategies, the Fund may hold significant investments (25% or more of its assets) in a specific market sector, including the information technology sector.

Principal Risks: You can lose money by investing in the Fund. There is no guarantee that the Fund will meet its investment objective. Here are the principal risks of investing in the Fund:

Focused Portfolio Risk. Because the Fund generally invests in a limited portfolio of only 40 to 45 stocks, its performance may be more

volatile than other funds whose portfolios may contain a larger number of securities.

Growth Stock Risk. The Fund's focus on growth stocks increases the potential volatility of its share price. If expectations are not met, the prices of these stocks may decline significantly.

Market Risk. Stock prices may decline over short or even extended periods due to general economic and market conditions, adverse political or regulatory developments or interest rate fluctuations. Adverse market events may lead to increased redemptions, which could cause the Fund to experience a loss or difficulty in selling securities to meet redemptions.

Mid-Size and Small-Size Company Risk. The market risk associated with stocks of mid- and small-size companies is generally greater than that associated with stocks of larger, more established companies because stocks of mid- and small-size companies tend to experience sharper price fluctuations. At times, it may be difficult to sell mid- to small-size company stocks at reasonable prices.

Sector Risk. The Fund may hold a significant amount of investments in similar businesses, which could be affected by the same economic or market conditions. To the extent the Fund invests significantly in the information technology sector, the value of the Fund's shares may be particularly vulnerable to factors affecting that sector, such as intense competition and potentially rapid product obsolescence. Companies in this sector also are heavily dependent on intellectual property rights and may be adversely affected by the loss or impairment of those rights.

Security Selection Risk. Securities selected by the portfolio manager may perform differently than the overall market or may not meet expectations.

An investment in the Fund is not a bank deposit and is not insured or guaranteed by

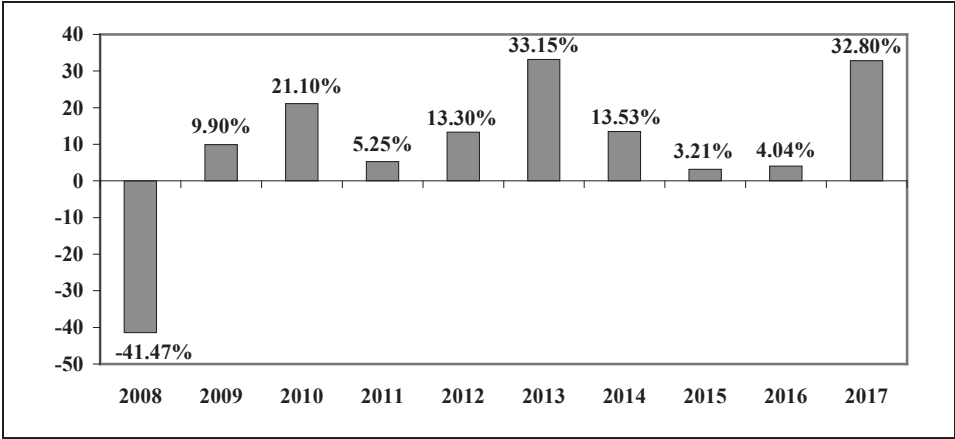
the Federal Deposit Insurance Corporation or any other government agency.

Performance: The following bar chart and table provide some indication of the risks of investing in the Fund. The bar chart shows changes in the Fund’s performance from year to year. The table shows how the Fund’s average annual returns for 1, 5, and 10 years compare to those of a broad measure of

market performance. The Fund’s past performance is not necessarily an indication of how the Fund will perform in the future.

The bar chart and table do not reflect fees and expenses that may be deducted by the variable annuity contract or variable life insurance policy through which you invest. If they were included, the returns would be less than those shown.

Total Annual Returns For Calendar Years Ended December 31



During the periods shown, the highest quarterly return was 15.08% (for the quarter ended March 31, 2012) and the lowest quarterly return was -24.25% (for the quarter ended December 31, 2008).

Average Annual Total Returns For Periods Ended December 31, 2017

	1 Year	5 Years	10 Years
Select Growth Fund	32.80%	16.60%	7.19%
Russell 3000 Growth Index	29.59%	17.16%	9.93%
(reflects no deduction for fees, expenses or taxes)			

Investment Adviser: Foresters Investment Management Company, Inc. is the Fund’s investment adviser and Smith Asset Management Group, L.P. serves as subadviser of the Fund.

Portfolio Manager: The Fund is managed primarily by a team of investment professionals at Smith, which includes the following: Stephen S. Smith, CFA, Chief Executive Officer and Chief Investment Officer; John D. Brim, CFA, President and Portfolio Manager; and Eivind Olsen, CFA, Portfolio

Manager. Each investment professional has served as a Portfolio Manager of the Fund since 2007, except for Mr. Olsen, who has served as a Portfolio Manager since 2009.

Other Important Information About The Fund: For important information about the Purchase and Sale of Fund Shares, Tax Information and Payments To Insurance Companies and Other Financial Intermediaries, please refer to the section “Other Important Information” on page 58 of this prospectus.

SPECIAL SITUATIONS FUND

Investment Objective: The Fund seeks long-term growth of capital.

Fees and Expenses of the Fund: This table describes the fees and expenses that you may pay if you buy and hold shares of the Fund. Investments in the Fund can only be made through a variable annuity contract or life insurance policy offered by a participating insurance company. This table does not reflect the fees and expenses that are or may be imposed by a variable annuity contract or life insurance policy for which the Fund is an investment option. For information regarding those fees and expenses, please refer to the applicable variable annuity contract or life insurance policy prospectus. If those fees and expenses were included, the overall fees and expenses shown in the table would be higher.

Shareholder Fees <i>(fees paid directly from your investment)</i>	
Maximum sales charge (load) imposed on purchases (as a percentage of offering price)	N/A
Maximum deferred sales charge (load) (as a percentage of the lower of purchase price or redemption price)	N/A
Annual Fund Operating Expenses <i>(expenses that you pay each year as a percentage of the value of your investment)</i>	
Management Fees	0.75%
Distribution and Service (12b-1) Fees	None
Other Expenses	0.06%
Total Annual Fund Operating Expenses	0.81%

Example

The Example is intended to help you compare the cost of investing in the Fund with the cost of investing in other mutual funds. The Example assumes that you invest \$10,000 in the Fund for the time periods indicated and then redeem all of your shares at the end of those periods. The Example also assumes that your investment has a 5% return each year and that the Fund’s operating expenses remain the same. The table below does not include the fees or expenses that are or may be imposed by a variable annuity contract or life insurance policy for which the Fund is an investment option. If they were included, the expenses shown in the table below would be higher. Although your actual costs may be higher or lower, based on these assumptions, whether do you do or do not redeem your shares, your costs would be:

	1 year	3 years	5 years	10 years
Special Situations Fund	\$83	\$259	\$450	\$1,002

Portfolio Turnover: The Fund pays transaction costs, such as commissions, when it buys and sells securities (or “turns over” its portfolio). A higher portfolio turnover may indicate higher transaction costs. These costs, which are not reflected in annual fund

operating expenses or in the Example, affect the Fund’s performance. During the most recent fiscal year, the Fund’s portfolio turnover rate was 38% of the average value of its portfolio.

Principal Investment Strategies: The Fund invests primarily in common stocks of small-size companies that the Fund's adviser believes are undervalued, and generally invests in companies that are experiencing a "special situation" that makes them undervalued relative to their long-term potential. Developments creating special situations may include mergers, spin-offs, litigation resolution, new products, or management changes. The Fund may invest in stocks of mid-size or large companies. The Fund also may invest in exchange-traded funds ("ETFs") to gain exposure to stocks and in real estate investment trusts ("REITs").

The Fund uses a "bottom-up" approach to selecting investments. The Fund uses fundamental research to search for companies that have one or more of the following: a strong balance sheet; experienced management; above-average earnings growth potential; and stocks that are attractively priced.

The Fund may sell a stock if it becomes fully valued, it appreciates in value to the point that it is no longer a small-size company stock, its fundamentals have deteriorated or alternative investments become more attractive.

Principal Risks: You can lose money by investing in the Fund. There is no guarantee that the Fund will meet its investment objective. Here are the principal risks of investing in the Fund:

Exchange-Traded Funds Risk. The risks of investing in an ETF typically reflect the risks of the instruments in which the ETF invests. In addition, because ETFs are investment companies, the Fund will bear its proportionate share of the fees and expenses of an investment in an ETF. As a result, the Fund's expenses may be higher and performance may be lower.

Market Risk. Stock prices may decline over short or even extended periods due to general economic and market conditions, adverse political or regulatory developments or

interest rate fluctuations. Adverse market events may lead to increased redemptions, which could cause the Fund to experience a loss or difficulty in selling securities to meet redemptions.

REIT Risk. In addition to the risks associated with the real estate industry, which include declines in the real estate market, decreases in property revenues and increases in property taxes and operating expenses, REITs are subject to additional risks, including those related to adverse governmental actions, declines in property value, and the potential failure to qualify for federal tax-free "pass-through" of distributed net income and net realized gains and exemption from registration as an investment company. REITs are dependent upon specialized management skills and may invest in relatively few properties, a small geographic area or a small number of property types. As a result, investments in REITs may be volatile. REITs are pooled investment vehicles with their own fees and expenses, and the Fund will indirectly bear a proportionate share of those fees and expenses.

Security Selection Risk. Securities selected by the portfolio manager may perform differently than the overall market or may not meet expectations.

Small-Size and Mid-Size Company Risk. The market risk associated with stocks of small- and mid-size companies is generally greater than that associated with stocks of larger, more established companies because stocks of small- and mid-size companies tend to experience sharper price fluctuations. At times, it may be difficult to sell small- to mid-size company stocks at reasonable prices.

Undervalued Securities Risk. The Fund seeks to invest in stocks that are undervalued and that will rise in value due to anticipated events or changes in investor perceptions. If these developments do not occur, the market price of these securities may not rise as expected or may fall.

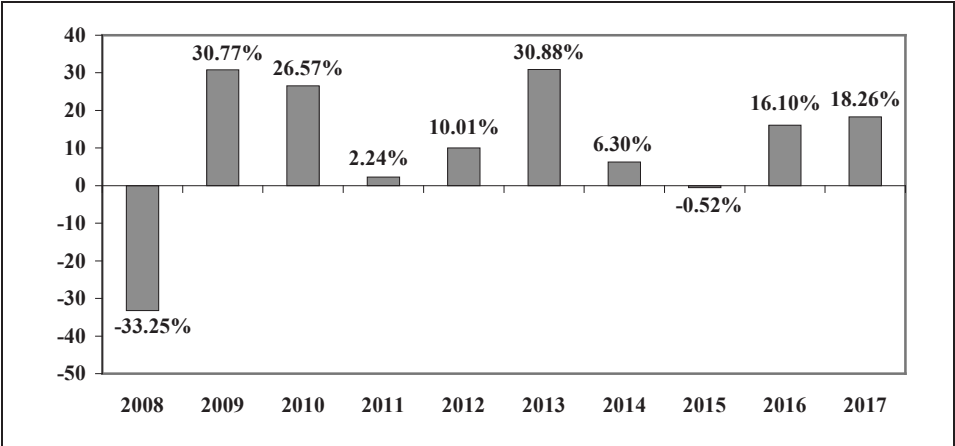
An investment in the Fund is not a bank deposit and is not insured or guaranteed by the Federal Deposit Insurance Corporation or any other government agency.

Performance: The following bar chart and table provide some indication of the risks of investing in the Fund. The bar chart shows changes in the Fund's performance from year to year. The table shows how the Fund's average annual returns for 1, 5, and 10 years compare to those of a broad measure of

market performance. The Fund's past performance is not necessarily an indication of how the Fund will perform in the future. In addition, prior to September 23, 2013, the Fund was managed by a subadviser.

The bar chart and table do not reflect fees and expenses that may be deducted by the variable annuity contract or variable life insurance policy through which you invest. If they were included, the returns would be less than those shown.

Total Annual Returns For Calendar Years Ended December 31



During the periods shown, the highest quarterly return was 17.19% (for the quarter ended June 30, 2009) and the lowest quarterly return was -24.00% (for the quarter ended December 31, 2008).

Average Annual Total Returns For Periods Ended December 31, 2017

	1 Year	5 Years	10 Years
Special Situations Fund	18.26%	13.70%	8.97%
Russell 2000 Value Index (reflects no deduction for fees, expenses or taxes)**	7.84%	13.01%	8.17%
Russell 2000 Index (reflects no deduction for fees, expenses or taxes)	14.65%	14.12%	8.71%

*** The Fund changed its primary broad-based securities index to the Russell 2000 Value Index from the Russell 2000 Index as of March 14, 2018. The Fund elected to use the new index because it more closely reflects the Fund's investment strategies.*

Investment Adviser: Foresters Investment Management Company, Inc.

Portfolio Manager: Steven S. Hill, interim Co-Director of Equities, has served as Portfolio Manager of the Fund since September 2013.

Other Important Information About The Fund: For important information about the Purchase and Sale of Fund Shares, Tax Information and Payments To Insurance Companies and Other Financial Intermediaries, please refer to the section "Other Important Information" on page 58 of this prospectus.

TOTAL RETURN FUND

Investment Objective: The Fund seeks high, long-term total investment return consistent with moderate investment risk.

Fees and Expenses of the Fund: This table describes the fees and expenses that you may pay if you buy and hold shares of the Fund. Investments in the Fund can only be made through a variable annuity contract or life insurance policy offered by a participating insurance company. This table does not reflect the fees and expenses that are or may be imposed by a variable annuity contract or life insurance policy for which the Fund is an investment option. For information regarding those fees and expenses, please refer to the applicable variable annuity contract or life insurance policy prospectus. If those fees and expenses were included, the overall fees and expenses shown in the table would be higher.

Shareholder Fees <i>(fees paid directly from your investment)</i>	
Maximum sales charge (load) imposed on purchases (as a percentage of offering price)	N/A
Maximum deferred sales charge (load) (as a percentage of the lower of purchase price or redemption price)	N/A
Annual Fund Operating Expenses <i>(expenses that you pay each year as a percentage of the value of your investment)</i>	
Management Fees	0.75%
Distribution and Service (12b-1) Fees	None
Other Expenses	0.11%
Total Annual Fund Operating Expenses	0.86%

Example

The Example is intended to help you compare the cost of investing in the Fund with the cost of investing in other mutual funds. The Example assumes that you invest \$10,000 in the Fund for the time periods indicated and then redeem all of your shares at the end of those periods. The Example also assumes that your investment has a 5% return each year and that the Fund's operating expenses remain the same. The table below does not include the fees or expenses that are or may be imposed by a variable annuity contract or life insurance policy for which the Fund is an investment option. If they were included, the expenses shown in the table below would be higher. Although your actual costs may be higher or lower, based on these assumptions, whether you do or do not redeem your shares, your costs would be:

	1 year	3 years	5 years	10 years
Total Return Fund	\$88	\$274	\$477	\$1,061

Portfolio Turnover: The Fund pays transaction costs, such as commissions, when it buys and sells securities (or “turns over” its portfolio). A higher portfolio turnover may indicate higher transaction costs. These costs, which are not reflected in annual fund operating expenses or in the Example, affect the Fund’s performance. During the most recent fiscal year, the Fund’s portfolio turnover rate was 48% of the average value of its portfolio.

Principal Investment Strategies: The Fund allocates its assets among stocks, bonds and money market instruments. While the percentage of assets allocated to each asset class is flexible rather than fixed, the Fund normally invests at least 50% of its net assets in stocks and at least 30% in bonds, cash and money market instruments. The percentages may change due to, among other things, market fluctuations or reallocation decisions by the Fund’s portfolio managers.

In connection with the determination of the Fund’s allocation ranges, the Adviser considers various factors, including existing and projected market conditions for equity and fixed income securities. Once the asset allocation for bonds, stocks and money market instruments has been set, the Adviser uses fundamental research and analysis to determine which particular investments to purchase or sell. The percentage allocations within the above ranges may change due to, among other things, market fluctuations or reallocation decisions by Foresters Investment Management Company, Inc. (“Adviser”). Reallocations are expected to occur infrequently and only when the Fund’s investments in bonds, stocks and money market instruments fall outside of the above ranges.

The Fund’s investments in stocks are normally diversified among common stocks of large-, mid- and small-size companies that offer the potential for capital growth, current income, or both. In selecting stocks, the Adviser considers, among other things, the issuer’s financial strength, management, earnings

growth potential and history (if any) of paying dividends.

The Fund’s investments in bonds are primarily diversified among different types of bonds and other debt securities, including corporate bonds, U.S. Government securities and mortgage-backed and other asset-backed securities. The Adviser selects bonds by first considering the outlook for the economy and interest rates, and thereafter, a particular security’s characteristics. The Adviser may sell a security if it becomes fully valued, its fundamentals have deteriorated, alternative investments become more attractive or if it is necessary to rebalance the portfolio.

To a lesser extent, the Fund also invests in high yield, below investment grade corporate bonds (commonly known as “high yield” or “junk bonds”). The Adviser has retained Muzinich & Co, Inc. (“Muzinich”) as a subadviser to manage this portion of the Fund. High yield bonds include bonds that are rated below Baa3 by Moody’s Investors Service, Inc. or below BBB- by S&P Global Ratings as well as unrated bonds that are determined by Muzinich to be of equivalent quality. Muzinich will consider ratings assigned by ratings agencies in selecting high yield bonds, but relies principally on its own research and investment analysis. In managing its portion of the Fund, Muzinich focuses on investments it believes can generate attractive and consistent income. Muzinich may sell a bond when it shows deteriorating fundamentals or it falls short of the portfolio manager’s expectations.

In addition, the Adviser may also invest in exchange-traded funds (“ETFs”) that could expose the Fund to high yield securities.

The Fund may also invest in U.S. Treasury futures and options on U.S. Treasury futures to hedge against changes in interest rates.

Principal Risks: You can lose money by investing in the Fund. There is no guarantee that the Fund will meet its investment objective. Here are the principal risks of investing in the Fund:

Allocation Risk. The Fund may allocate assets to investment classes that underperform other classes. For example, the Fund may be overweighted in stocks when the stock market is falling and the bond market is rising.

Credit Risk. A debt issuer may become unable or unwilling to pay interest or principal when due. The prices of debt securities are affected by the credit quality of the issuer and, in the case of mortgage-backed and other asset-backed securities, the credit quality of the underlying loans. Securities issued by U.S. Government-sponsored enterprises are supported only by the credit of the issuing entity.

Derivatives Risk. Investments in U.S. Treasury futures and options on U.S. Treasury futures to hedge against changes in interest rates involve risks, such as potential losses if interest rates do not move as expected and the potential for greater losses than if these techniques had not been used. Investments in derivatives can increase the volatility of the Fund's share price and may expose it to significant additional costs. Derivatives may be difficult to sell, unwind, or value.

Exchange-Traded Funds Risk. The risks of investing in an ETF typically reflect the risks of the types of instruments in which the ETF invests. In addition, because ETFs are investment companies, the Fund will bear its proportionate share of the fees and expenses of an investment in an ETF. As a result, the Fund's expenses may be higher and performance may be lower.

High Yield Securities Risk. High yield debt securities (commonly known as "junk bonds") have greater credit risk than higher quality debt securities because their issuers may not be as financially strong. High yield securities are inherently speculative due to the risk associated with the issuer's ability to make principal and interest payments. During times of economic stress, high yield securities issuers may be unable to access credit to refinance their bonds or meet their credit obligations.

Interest Rate Risk. In general, when interest rates rise, the market value of a debt security declines, and when interest rates decline, the market value of a debt security increases. Interest rates across the U.S. economy have recently increased and may continue to increase, thereby heightening the Fund's exposure to the risks associated with rising interest rates. Securities with longer maturities and durations are generally more sensitive to interest rate changes.

Market Risk. Stock prices may decline over short or even extended periods due to general economic and market conditions, adverse political or regulatory developments or interest rate fluctuations. Similarly, bond prices fluctuate in value with changes in interest rates, the economy and circumstances directly involving issuers. Adverse market events may lead to increased redemptions, which could cause the Fund to experience a loss or difficulty in selling securities to meet redemptions. Certain investments may be difficult or impossible to sell at a favorable time or price when the Fund requires liquidity to make redemptions.

Mid-Size and Small-Size Company Risk. The market risk associated with stocks of mid- and small-size companies is generally greater than that associated with stocks of larger, more established companies because stocks of mid- and small-size companies tend to experience sharper price fluctuations. At times, it may be difficult to sell mid- to small-size company stocks at reasonable prices.

Prepayment and Extension Risk. When interest rates decline, borrowers tend to refinance their loans and the loans that back mortgage-backed and other asset-backed securities suffer a higher rate of prepayment. This could cause a decrease in the Fund's income and share price. Conversely, when interest rates rise, borrowers tend to repay their loans less quickly, which will generally increase both the Fund's sensitivity to rising interest rates and its potential for price declines.

Security Selection Risk. Securities selected by the portfolio manager may perform differently than the overall market or may not meet expectations.

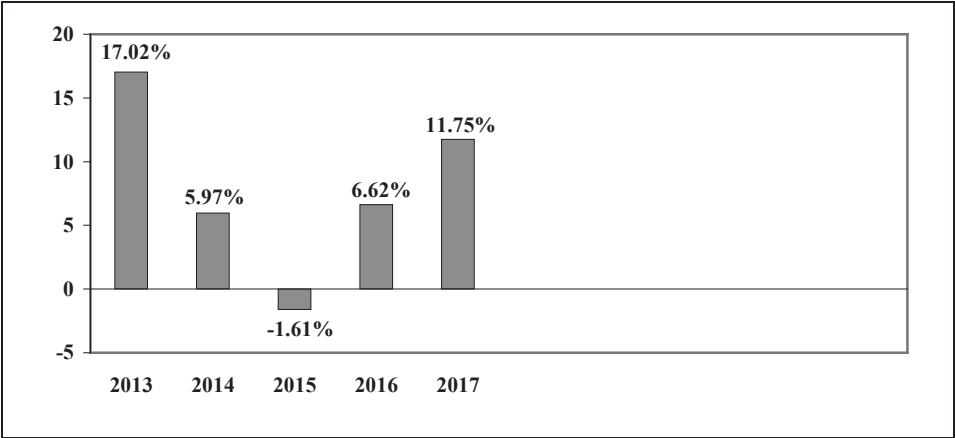
An investment in the Fund is not a bank deposit and is not insured or guaranteed by the Federal Deposit Insurance Corporation or any other government agency.

Performance: The following bar chart and table provide some indication of the risks of investing in the Fund. The bar chart shows changes in the Fund’s performance from year to year. The table shows how the Fund’s average annual returns for the 1-year, 5-year and Life of Fund periods compare to those of

an index that is a broad measure of market performance for equity securities and an index that is a broad measure of market performance for fixed-income securities. The Fund’s past performance is not necessarily an indication of how the Fund will perform in the future. Prior to May 1, 2018, Muzinich did not serve as a subadviser to the Fund.

The bar chart and table do not reflect fees and expenses that may be deducted by the variable annuity contract or variable life insurance policy through which you invest. If they were included, the returns would be less than those shown.

Total Annual Returns For Calendar Years Ended December 31



During the periods shown, the highest quarterly return was 6.04% (for the quarter ended March 31, 2013) and the lowest quarterly return was -5.43% (for the quarter ended September 30, 2015).

Average Annual Total Returns For Periods Ended December 31, 2017

	1 Year	5 Years	Life of Fund
Total Return Fund (Inception Date: 12/17/12)	11.75%	7.77%	7.55%
S&P 500 Index (reflects no deduction for fees, expenses or taxes)	21.83%	15.79%	15.60%
BofA Merrill Lynch U.S. Corporate, Government & Mortgage Index (reflects no deduction for fees, expenses or taxes)	3.63%	2.13%	2.16%

Investment Adviser: Foresters Investment Management Company, Inc. (“FIMCO”) is the Fund’s investment adviser and Muzinich serves as the subadviser to a portion of the Fund.

Portfolio Manager: The Fund assets managed by FIMCO are managed primarily by Sean Reidy, interim co-Director of Equities, and Rajeev Sharma, Director of Fixed Income. Mr. Reidy has served as Portfolio Manager of the Fund since March 2018 and Mr. Sharma has served as Portfolio Manager of the Fund since 2017. The portion of the Fund managed by Muzinich is managed primarily by Clinton Comeaux and Bryan Petermann, Portfolio Managers of the Fund since May 2018.

Other Important Information About The Fund: For important information about the Purchase and Sale of Fund Shares, Tax Information and Payments To Insurance Companies and Other Financial Intermediaries, please refer to the section “Other Important Information” on page 58 of this prospectus.

Other Important Information

Purchase and Sale of Fund Shares:

Investments in the Funds can only be made through a purchase of a variable annuity contract or variable life insurance policy for which the Funds are an investment option. You may wish to contact the issuing insurance company and/or refer to the applicable contract or policy prospectus for information on how to purchase and sell shares of the Funds.

Tax Information: Each Fund currently sells its shares only to participating insurance companies for allocation to their separate accounts. Accordingly, you generally will not be subject to federal income tax as the result of purchases or redemptions or exchanges of Fund shares, Fund dividends, or other distributions by the Funds. However, there may be tax consequences associated with investing in the variable annuity contracts and life insurance policies. For information concerning federal income tax consequences for accountholders of such contracts or policies, accountholders should consult with the issuing insurance company and refer to the applicable contract or policy prospectus.

Payments To Insurance Companies and Other Financial Intermediaries: The Funds and their related companies may make payments to an issuing insurance company, its affiliates, or other financial intermediaries for distribution and/or other services. These payments may be a factor that an insurance company considers in including the Funds as underlying investment options for a variable annuity contract or life insurance policy. These payments may create a conflict of interest by influencing your financial representative or the insurance company or other financial intermediary to recommend a First Investors Fund over another investment. You may contact your financial representative or visit your insurance company's or financial intermediary's website for more information.

THE FUNDS IN GREATER DETAIL

This section describes the First Investors Life Series Funds in more detail. Each individual Fund description in this section provides more information about the Fund's investment objectives, principal investment strategies and principal risks. These Funds are used solely as the underlying investment options for variable annuity contracts or variable life insurance policies. This means that you cannot purchase shares of the Funds directly, but only through such a contract or policy. The Fund or Funds that are available to you depend upon which contract or policy you have purchased.

The investment objective of each Fund is non-fundamental, which means that the Board of Trustees may change the investment objective of each Fund without shareholder approval. The Board may take such action upon the recommendation of the Funds' investment adviser when the adviser believes that a change in the objective is necessary or appropriate in light of market circumstances or other events.

What are the Balanced Income Fund's objective, principal investment strategies and principal risks?

Objective:

The Fund seeks income as its primary objective and has a secondary objective of capital appreciation.

Principal Investment Strategies:

The Fund allocates its assets among bonds, stocks and money market instruments. While the percentage of assets allocated to each asset class is flexible rather than fixed, under normal market conditions, the Fund will invest approximately 50-70% of its net assets in bonds, money market instruments and cash and investments that provide exposure to such assets, including exchange-traded funds ("ETFs"), and approximately 30-50% of its net assets in stocks and investments that provide exposure to such assets, including ETFs.

In connection with the determination of the Fund's allocation ranges, the Adviser considers various factors, including existing and projected market conditions for equity and fixed income securities. Once the asset allocation for bonds, stocks and money market instruments has been set, the Adviser uses fundamental research and analysis to determine which particular investments to purchase or sell. The percentage allocations within the above ranges may change due to, among other things, market fluctuations or reallocation decisions by Foresters Investment Management Company, Inc. ("Adviser"). Reallocations are expected to occur infrequently and only when the Fund's investments in bonds, stocks and money market instruments fall outside of the above ranges.

The Fund's investments in bonds will be comprised primarily of investment-grade corporate bonds. The Fund defines investment-grade corporate bonds as those

that are rated within the four highest ratings categories by Moody's Investors Service, Inc. ("Moody's") or S&P Global Ratings ("S&P") or that are unrated but determined by the Adviser to be of equivalent quality. The Adviser will also invest in other types of bonds and other debt securities, including U.S. Government securities, U.S. Government-sponsored enterprise securities, which may not be backed by the full faith and credit of the U.S. Government, and mortgage-backed securities. The Adviser selects bonds by first considering the outlook for the economy and interest rates, and thereafter, a particular security's characteristics.

To a lesser extent the Fund also invests in high yield, below investment grade corporate bonds (commonly known as "high yield" or "junk bonds"). The Adviser has retained Muzinich & Co, Inc. ("Muzinich") as a subadviser to manage this portion of the Fund. High yield bonds include both bonds that are rated below Baa3 by Moody's or below BBB- by S&P as well as unrated bonds that are determined by Muzinich to be of equivalent quality. The Fund may also be exposed to high yield securities through the Adviser's investments in ETFs.

High yield bonds generally provide higher income than investment grade bonds to compensate investors for their higher risk of default (i.e., failure to make required interest or principal payments). High yield securities may be backed by receivables or other assets. Muzinich attempts to invest in bonds that have stable to improving credit quality and potential

for capital appreciation because of a credit rating upgrade or an improvement in the outlook for a particular company, industry or the economy as a whole. Although Muzinich will consider ratings assigned by ratings agencies in selecting high yield bonds, it relies principally on its own research and investment analysis. Muzinich may sell a bond when it shows deteriorating fundamentals or it falls short of the portfolio manager's expectations. It may also decide to continue to hold a bond (or related securities, such as stocks or warrants) after its issuer defaults or is subject to a bankruptcy.

The Fund may invest in bonds of any maturity or duration. The Fund may also invest in U.S. Treasury futures and options on U.S. Treasury futures to hedge against changes in interest rates.

The Fund's investment in stocks are normally diversified among common stocks of large-, mid-, and small-size companies that offer the potential for current income or capital appreciation with an emphasis on companies that offer the potential for current income. In selecting stocks, the Adviser considers, among other things, an issuer's financial strength, management, earnings growth potential and history (if any) of paying dividends.

The Adviser may sell a security if it becomes fully valued, its fundamentals have deteriorated, alternative investments become more attractive or if it is necessary to rebalance the portfolio.

The Fund reserves the right to take temporary defensive positions that are inconsistent with the Fund's principal investment strategies in attempting to respond to adverse market, economic, political or other conditions. If it does so, it may not achieve its investment objective. The Fund may also choose not to take defensive positions.

Information about the Fund's holdings can be found in the most recent annual report and information concerning the Fund's policies and procedures with respect to disclosure of

the Fund's portfolio holdings is available in the Fund's Statement of Additional Information (see back cover).

The Statement of Additional Information also describes non-principal investment strategies that the Fund may use, including investing in other types of investments that are not described in this prospectus.

Principal Risks:

You can lose money by investing in the Fund. Any investment carries with it some level of risk. There is no guarantee that the Fund will meet its investment objective. Here are the principal risks of investing in the Fund:

Allocation Risk:

The allocation of the Fund's investments may have a significant effect on its performance. The Fund may allocate assets to investment classes that underperform other classes. For example, the Fund may be overweighted in bonds when the bond market is falling and the stock market is rising.

Credit Risk:

This is the risk that an issuer of bonds and other debt securities will be unable or unwilling to pay interest or principal when due. The prices of bonds and other debt securities are affected by the credit quality of the issuer and, in the case of mortgage-backed securities, the credit quality of the underlying mortgages. Changes in the financial condition of an issuer, general economic conditions and specific economic conditions that affect a particular type of issuer can impact the credit quality of an issuer. Such changes may weaken an issuer's ability to make payments of principal or interest, or cause an issuer to fail to make timely payments of interest or principal. Lower quality debt securities generally tend to be more sensitive to these changes than higher quality debt securities. The lowest rated category of investment grade debt securities may have speculative characteristics. While credit ratings may be available to assist in evaluating an issuer's

credit quality, they may not accurately predict an issuer's ability to make timely payments of principal and interest.

Credit risk also applies to securities issued or guaranteed by the U.S. Government and by U.S. Government-sponsored enterprises that are not backed by the full faith and credit of the U.S. Government. These securities are supported only by the credit of the issuing agency, instrumentality or corporation. For example, securities issued by the Federal National Mortgage Association ("Fannie Mae") and the Federal Home Loan Mortgage Corporation ("Freddie Mac") are not backed by the full faith and credit of the U.S. Government. A security backed by the U.S. Government or the full faith and credit of the United States is guaranteed only as to the timely payment of interest and principal when held to maturity. The market prices for such securities are not guaranteed and will fluctuate.

Although the U.S. Treasury has supported Fannie Mae and Freddie Mac in the past, there is no guarantee it would do so again. Congress may alter the activities or operations of Fannie Mae and Freddie Mac, which could negatively impact the credit risk associated with Fannie Mae and Freddie Mac securities.

Derivatives Risk:

Investments in U.S. Treasury futures and options on U.S. Treasury futures to hedge against changes in interest rates involve risks, such as potential losses if interest rates do not move as expected and the potential for greater losses than if these techniques had not been used. There may be an imperfect correlation between the price of a derivative and the market value of the price of the assets hedged. The use of derivatives for hedging purposes may limit any potential gain that might result from an increase in the value of the hedged position. These investments can increase the Fund's share price, magnify potential losses and expose the Fund to significant additional costs. In connection with certain transactions that may give rise to future payment

obligations, including investments in derivatives, the Fund may be required to maintain a segregated amount of, or otherwise earmark, cash or liquid securities to cover the position or transaction, which cannot be sold while the position they are covering is outstanding, unless they are replaced with other assets of equal value. Moreover, derivatives may be difficult or impossible to sell, unwind, or value in the absence of a secondary trading market.

Dividend Risk:

At times, the Fund may not be able to identify dividend-paying stocks that are attractive investments. The income received by the Fund will also fluctuate due to the amount of dividends that companies elect to pay, which could adversely affect the Fund's ability to pay dividends and the value of its shares. Depending upon market conditions, the Fund may not have sufficient income to pay its shareholders regular dividends. The inability of an issuer to pay dividends may adversely impact the Fund's ability to achieve its investment objective.

Exchange-Traded Funds Risk:

The risks of investing in securities of an ETF typically reflect the risks of the types of instruments in which the underlying ETF invests. Because ETFs are listed on an exchange, ETFs may be subject to trading halts and may trade at a discount or premium to their net asset value. In addition, ETFs are investment companies, and the Fund will bear its proportionate share of the fees and expenses of an investment in an ETF. As a result, the Fund's expenses may be higher and performance may be lower.

High Yield Securities Risk:

High yield bonds and other types of high yield securities have greater credit risk than higher quality securities because the companies that issue them may not be as financially strong as companies with investment grade ratings. High yield securities, commonly referred to as junk bonds, are considered to be inherently

speculative due to the risk associated with the issuer's continuing ability to make principal and interest payments. Lower quality securities generally tend to be more sensitive to these changes than higher quality securities. During times of economic stress, issuers of high yield securities may be unable to access the credit markets to refinance their bonds or meet other credit obligations. Investments in high yield securities may be volatile.

Interest Rate Risk:

The market values of bonds and other debt securities are affected by changes in interest rates. In general, when interest rates rise, the market value of a debt security declines, and when interest rates decline, the market value of a debt security increases. Interest rates across the U.S. economy have recently increased and may continue to increase, perhaps significantly and/or rapidly, thereby heightening the Fund's exposure to the risks associated with rising interest rates. Generally, the longer the maturity and duration of a debt security, the greater its sensitivity to interest rates. Duration is the measure of a debt security's sensitivity to changes in interest rates. For every 1% change in interest rates, a debt security's price generally changes approximately 1% in the opposite direction for every year of duration. For example, if a portfolio of debt securities has an average weighted duration of three years, its value can be expected to fall about 3% if interest rates rise by 1%. Conversely, the portfolio's value can be expected to rise approximately 3% if interest rates fall by 1%. The yields received by the Fund on its investments will generally decline as interest rates decline.

Market Risk:

Stock prices may decline over short or even extended periods due to general economic and market conditions, adverse political or regulatory developments, a change in interest rates or a change in investor sentiment. Stock markets tend to run in cycles with periods when prices generally go up, known as "bull" markets, and periods when stock prices

generally go down, referred to as "bear" markets.

Similarly, bond prices fluctuate in value with changes in interest rates, the economy and the financial conditions of companies that issue them. In general, bonds decline in value when interest rates rise. While stocks and bonds may react differently to economic events, there are times when stocks and bonds both may decline in value simultaneously. The ability of broker-dealers to make a market in debt securities has decreased in recent years, in part as a result of structural changes, including fewer proprietary trading desks at broker-dealers and increased regulatory capital requirements. Further, many broker-dealers have reduced their inventory of certain debt securities. This could negatively affect the Fund's ability to buy or sell debt securities, and increase their volatility and trading costs.

There is also the possibility that the value of the Fund's investments in high yield securities will decline due to drops in the overall high yield bond market. Changes in the economic climate, investor perceptions and stock market volatility can cause the prices of the Fund's fixed-income and high yield investments to decline regardless of the conditions of the issuers held by the Fund.

Adverse market events may lead to increased redemptions, which could cause the Fund to experience a loss or difficulty in selling securities to meet redemption requests by shareholders. The risk of loss increases if the redemption requests are unusually large or frequent. The Fund is susceptible to the risk that certain investments may be difficult or impossible to sell at a time or price most favorable to the Fund, which could decrease the overall level of the Fund's liquidity and its ability to sell securities to meet redemptions. Market developments may cause the Fund's investments to become less liquid and subject to erratic price movements.

Mid-Size and Small-Size Company Risk:

The market risk associated with stocks of mid- and small-size companies is generally greater than that associated with stocks of larger, more established companies because stocks of mid- and small-size companies tend to experience sharper price fluctuations. Mid- and small-size companies may have limited product lines, markets or financial resources, may lack the competitive strength of larger issuers, may depend on a few key employees and may have less predictable earnings. Stocks of mid- to small-size companies are not as broadly traded as stocks of larger issuers and less publicly available information may be available about them. At times, it may be difficult for the Fund to sell mid-to small-size company stocks at reasonable prices.

Prepayment and Extension Risk:

The Fund is subject to prepayment and extension risk since it invests in mortgage- and other asset-backed securities. When interest rates decline, borrowers tend to refinance their loans and the loans that back these securities suffer a higher rate of prepayment. This could cause a decrease in the Fund's income and share price. Extension risk is the flip side of prepayment risk. When interest rates rise, borrowers tend to repay their loans less quickly, which will generally increase the Fund's sensitivity to interest rates and its potential for price declines. The impact of prepayments and extensions on the price of mortgage-backed and other asset-backed securities may be difficult to predict and may increase their price volatility.

Security Selection Risk:

Securities selected by the portfolio manager may perform differently than the overall market or may not meet the portfolio manager's expectations, which may be a result of specific factors relating to an issuer's financial condition or operations, changes in the economy, governmental actions or inactions, or changes in investor perceptions regarding the issuer.

An investment in the Fund is not a bank deposit and is not insured or guaranteed by the Federal Deposit Insurance Corporation or any other government agency.

What are the Covered Call Strategy Fund's objective, principal investment strategies and principal risks?

Objective:

The Fund seeks long-term capital appreciation.

Principal Investment Strategies:

The Fund invests in a portfolio of equity securities and writes (sells) call options on those securities. Under normal circumstances, the Fund writes (sells) call options on at least 80% of the Fund's total assets. The 80% policy is non-fundamental and may be changed without shareholder approval, but the Fund will provide shareholders with at least 60 days' notice before changing this 80% policy. The Fund normally writes (sells) covered call options listed on U.S. exchanges on the equity securities held by the Fund to seek to lower the overall volatility of the Fund's portfolio, protect the Fund from market declines and generate income. Call options written (sold) by the Fund generally have an exercise price above the price of the underlying security at the time the option is written (sold).

The Fund's equity investments consist primarily of common stocks of large-size U.S. companies, certain of which may pay dividends, and U.S. dollar-denominated equity securities of foreign issuers (i.e., American Depositary Receipts ("ADRs")), traded on a U.S. securities exchange. ADRs are receipts typically issued in connection with a U.S. or foreign bank or trust company which evidence ownership of underlying securities issued by a non-U.S. company. To a lesser extent, the Fund may also invest in and write (sell) covered call options on securities of mid- and small-capitalization issuers and exchange-traded funds ("ETFs") that track certain market indices, such as the S&P 500. The nature of the Fund is such that it may be

expected to underperform equity markets during periods of sharply rising equity prices; conversely, the Fund seeks to reduce losses relative to equity markets during periods of declining equity prices.

A call option gives the purchaser of the option the right to buy, and the writer, in this case, the Fund, the obligation to sell, the underlying security at the exercise price at any time prior to the expiration of the contract, regardless of the market price of the underlying security during the option period. Covered call options may be sold up to the number of shares of the equity securities held by the Fund. The premium paid to the writer is consideration for undertaking the obligations under the option contract. The writer of a covered call option forgoes all or a portion of the potential profit from an increase in the market price of the underlying security above the exercise price in exchange for the benefit of receiving the option premiums which potentially provide some protection against the loss of capital if the underlying security declines in price. The Fund receives premium income from the writing of options.

In making investment decisions, the Fund's subadviser reviews a variety of factors, including economic data, Federal Reserve policy, fiscal policy, inflation and interest rates, commodity pricing, sector, industry and security issues, regulatory factors and street research to appraise economic and market cycles.

In selecting investments, the Fund's subadviser considers the following, among other criteria: a) companies in an industry with a large market share or significant revenues that fit the Fund's investment strategy; b) companies with new products or new management to replace underperforming management; c) recent or anticipated fundamental improvements in industry environment; and d) companies that are out of favor. Covered call options written by the Fund are designed to create income, lower the overall volatility of the Fund's portfolio and mitigate the impact of market declines. The Fund's subadviser considers several factors when writing (selling) call options, including the overall equity market outlook, sector and/or industry attractiveness, individual security considerations, and relative and/or historical levels of option premiums.

The Fund may sell a security based on the following, among other criteria: a) an actual or anticipated significant decline in the issuer's profitability such as the loss of an exclusive patent or a strong competitor entering the market and/or a significant negative outlook from management; b) a large appreciation in the stock price leads to overvaluation relative to itself and its peers historically; c) significant management turnover at the senior level; or d) an actual or expected decline in demand for the issuer's products or services. The subadviser writes call options based upon the subadviser's outlook on the economy and stock market and analysis of individual stocks, which can impact the exercise price and expiration of a call option. Generally, higher implied volatility will lead to longer expirations, locking in the potentially higher call premiums, whereas lower implied volatility will tend to lead to shorter dated options. The writing of covered call options may result in frequent trading and a high portfolio turnover rate.

The Fund reserves the right to take temporary defensive positions that are inconsistent with the Fund's principal investment strategies in attempting to respond to adverse market,

economic, political or other conditions. If it does so, it may not achieve its investment objective. The Fund may also choose not to take defensive positions.

Information about the Fund's holdings can be found in the most recent annual report, and information concerning the Fund's policies and procedures with respect to disclosure of the Fund's portfolio holdings is available in the Fund's Statement of Additional Information (see back cover).

The Statement of Additional Information also describes non-principal investment strategies that the Fund may use, including investing in other types of investments that are not described in this prospectus.

Principal Risks:

You can lose money by investing in the Fund. Any investment carries with it some level of risk. There is no guarantee that the Fund will meet its investment objective. Here are the principal risks of investing in the Fund:

American Depositary Receipts Risk:

ADRs may involve many of the same risks as direct investments in foreign securities, including currency exchange fluctuations, less liquidity and more volatility, differences in accounting, auditing and financial reporting standards and governmental regulations, and the potential for political and economic instability. ADRs are depositary receipts for foreign securities denominated in U.S. dollars and traded on U.S. securities markets. These securities may not necessarily be denominated in the same currency as the securities for which they may be exchanged. Designed for use in U.S. securities markets, ADRs are alternatives to the purchase of the underlying securities in their national markets and currencies. The securities underlying depositary receipts may trade on foreign exchanges at times when U.S. markets are not open for trading and the value of depositary receipts may not track the price of the underlying securities.

Call Options Risk:

Writing call options to generate income involves risks, such as potential losses if equity markets or an individual equity security do not move as expected and the potential for greater losses than if these techniques had not been used. By writing covered call options, the Fund will give up the opportunity to benefit from potential increases in the value of a Fund asset above the exercise price, but will bear the risk of declines in the value of the asset. The income received from writing call options may not be sufficient to offset a decline in the value of a Fund asset. In addition, the Fund's ability to sell its equity securities typically will be limited during the term of an option, unless the Fund unwinds or offsets the option, which may be difficult to do. The prices of options can be highly volatile and exchanges may suspend options trading, during which time the Fund may be unable to write options. The Fund's ability to write covered call options will be limited by the number of shares of equity securities it holds.

Dividend Risk:

At times, the Fund may not be able to identify dividend-paying stocks that are attractive investments. The income received by the Fund will also fluctuate due to the amount of dividends that companies elect to pay, which could adversely affect the Fund's ability to pay dividends and the value of its shares. Depending upon market conditions, the Fund may not have sufficient income to pay its shareholders regular dividends.

Exchange-Traded Funds Risk:

The risks of investing in securities of an ETF typically reflect the risks of the types of instruments in which the underlying ETF invests. Because ETFs are listed on an exchange, ETFs may be subject to trading halts and may trade at a discount or premium to their NAV. In addition, ETFs are investment companies, and the Fund will bear its proportionate share of the fees and expenses of an investment in an ETF. As a result, the

Fund's expenses may be higher and performance may be lower.

High Portfolio Turnover and Frequent Trading Risk:

Portfolio turnover is a measure of the Fund's trading activity over a one-year period. High portfolio turnover could increase the Fund's transaction costs and have a negative impact on performance.

Market Risk:

Stock prices may decline over short or even extended periods due to general economic and market conditions, adverse political or regulatory developments, a change in interest rates or a change in investor sentiment. Stock markets tend to run in cycles with periods when prices generally go up, known as "bull" markets, and periods when stock prices generally go down, referred to as "bear" markets. In addition, adverse market events may lead to increased redemptions, which could cause the Fund to experience a loss or difficulty in selling securities to meet redemption requests by shareholders. The risk of loss increases if the redemption requests are unusually large or frequent. The Fund's covered call strategy may be expected to underperform the equity markets during times of rapidly rising equity security prices.

Mid-Size and Small-Size Company Risk:

The market risk associated with stocks of mid- and small-size companies is generally greater than that associated with stocks of larger, more established companies because stocks of mid- and small-size companies tend to experience sharper price fluctuations. Mid- and small-size companies may have limited product lines, markets or financial resources, may lack the competitive strength of larger issuers, may depend on a few key employees and may have less predictable earnings. Stocks of mid- to small-size companies are not as broadly traded as stocks of larger issuers and less publicly available information may be available about them. At times, it may be

difficult for the Fund to sell mid- to small-size company stocks at reasonable prices.

Security Selection Risk:

Securities selected by the portfolio manager may perform differently than the overall market or may not meet the portfolio manager's expectations, which may be a result of specific factors relating to an issuer's financial condition or operations, changes in the economy, governmental actions or inactions, or changes in investor perceptions regarding the issuer.

An investment in the Fund is not a bank deposit and is not insured or guaranteed by the Federal Deposit Insurance Corporation or any other government agency.

What are the Equity Income Fund's objective, principal investment strategies and principal risks?

Objective:

The Fund seeks total return.

Principal Investment Strategies:

The Fund invests, under normal circumstances, primarily in dividend-paying stocks of companies that the Fund believes are undervalued in the market relative to their long term potential. The Fund may also invest in stocks of companies of any size that do not pay dividends, but have the potential of paying dividends in the future if they appear to be undervalued.

The Fund may also write (sell) covered call options on securities it holds in order to generate income. A call option gives the purchaser of the option the right to buy, and the writer, in this case, the Fund, the obligation to sell, the underlying security at the exercise price at any time prior to the expiration of the contract, regardless of the market price of the underlying security during the option period.

In selecting stocks, the Fund typically begins by identifying companies that pay dividends. The Fund then analyzes companies that appear to be undervalued. Under normal circumstances, the Fund will invest at least 80% of its net assets (including any borrowings for investment purposes) in equities. For purposes of this 80% policy, equities may include common stock, preferred stock, equity-based exchange-traded funds ("ETFs") and instruments that are convertible into common stock, or other instruments that represent an equity position in an issuer. The 80% policy is non-fundamental and may be changed without shareholder approval, but the Fund will provide shareholders with at least 60 days' notice before changing this 80% policy. The Fund generally uses a "bottom-up"

approach to selecting investments. This means that the Fund generally identifies potential investments through fundamental research and analysis which includes, among other things, analyzing a company's balance sheet, cash flow statements and competition within a company's industry.

The Fund assesses whether management is implementing a reasonable corporate strategy and is operating in the interests of shareholders. Other considerations include analysis of economic trends, interest rates and industry diversification.

The Fund normally will diversify its assets among dividend-paying stocks of large-, mid- and small-size companies. Market capitalization is not an initial factor during the security selection process, but it is considered in assembling the total portfolio.

The Fund may sell a security if it becomes fully valued, its fundamentals have deteriorated or alternative investment opportunities become more attractive.

The Fund reserves the right to take temporary defensive positions that are inconsistent with the Fund's principal investment strategies in attempting to respond to adverse market, economic, political or other conditions. If it does so, it may not achieve its investment objective. The Fund may also choose not to take defensive positions.

Information on the Fund's holdings can be found in the most recent annual report, and information concerning the Fund's policies

and procedures with respect to disclosure of the Fund's portfolio holdings is available in the Fund's Statement of Additional Information (see back cover).

The Statement of Additional Information also describes non-principal investment strategies that the Fund may use, including investing in other types of investments that are not described in this prospectus.

Principal Risks:

You can lose money by investing in the Fund. Any investment carries with it some level of risk. There is no guarantee that the Fund will meet its investment objective. Here are the principal risks of investing in the Fund:

Call Options Risk:

Writing call options involves risks, such as potential losses if equity markets or an individual equity security do not move as expected and the potential for greater losses than if these techniques had not been used. By writing covered call options, the Fund will give up the opportunity to benefit from potential increases in the value of a Fund asset above the exercise price, but will bear the risk of declines in the value of the asset. The income received from writing call options may not be sufficient to offset a decline in the value of a Fund asset. In addition, the Fund's ability to sell its equity securities typically will be limited during the term of an option, unless the Fund unwinds or offsets the option, which may be difficult to do. The prices of options can be highly volatile and exchanges may suspend options trading, during which time the Fund may be unable to write options. The Fund's ability to write covered call options will be limited by the number of shares of equity securities it holds.

Dividend Risk:

At times, the Fund may not be able to identify dividend-paying stocks that are attractive investments. The income received by the Fund will also fluctuate due to the amount of dividends that companies elect to pay, which

could adversely affect the Fund's ability to pay dividends and the value of its shares. Depending upon market conditions, the Fund may not have sufficient income to pay its shareholders regular dividends.

Market Risk:

Stock prices may decline over short or even extended periods due to general economic and market conditions, adverse political or regulatory developments, a change in interest rates or a change in investor sentiment. Stock markets tend to run in cycles with periods when prices generally go up, known as "bull" markets, and periods when stock prices generally go down, referred to as "bear" markets.

While dividend-paying stocks are generally considered less volatile than other stocks, there can be no guarantee that the Fund's overall portfolio will be less volatile than the general stock market. Depending upon market conditions, the income from dividend-paying stocks and other investments may not be sufficient to provide a cushion against general market downturns.

In addition, adverse market events may lead to increased redemptions, which could cause the Fund to experience a loss or difficulty in selling securities to meet redemption requests by shareholders. The risk of loss increases if the redemption requests are unusually large or frequent.

Mid-Size and Small-Size Company Risk:

The market risk associated with stocks of mid- and small-size companies is generally greater than that associated with stocks of larger, more established companies because stocks of mid- and small-size companies tend to experience sharper price fluctuations. Mid- and small-size companies may have limited product lines, markets or financial resources, may lack the competitive strength of larger issuers, may depend on a few key employees and may have less predictable earnings. Stocks of mid- to small-size companies are not

as broadly traded as stocks of larger issuers and less publicly available information may be available about them. At times, it may be difficult for the Fund to sell mid-to-small-size company stocks at reasonable prices.

Security Selection Risk:

Securities selected by the portfolio manager may perform differently than the overall market or may not meet the portfolio manager's expectations. This may be a result of specific factors relating to an issuer's financial condition or operations, changes in the economy, governmental actions or inactions, or changes in investor perceptions regarding the issuer.

Undervalued Securities Risk:

The Fund seeks to invest in securities that are undervalued and that will rise in value due to anticipated events or changes in investor perceptions. If these events do not occur, are delayed or investor perceptions about the securities do not improve, the market price of these securities may not rise as expected or may fall. Moreover, value securities may fall out of favor with investors and decline in price as a class.

An investment in the Fund is not a bank deposit and is not insured or guaranteed by the Federal Deposit Insurance Corporation or any other government agency.

What are the Fund For Income's objective, principal investment strategies and principal risks?

Objective:

The Fund seeks high current income.

Principal Investment Strategies:

The Fund primarily invests in high yield, below investment grade corporate bonds (commonly known as "high yield" or "junk bonds"). High yield bonds include both bonds that are rated below Baa3 by Moody's Investors Service, Inc. or below BBB- by S&P Global Ratings as well as unrated bonds that are determined by the Fund to be of equivalent quality. High yield bonds generally provide higher income than investment grade bonds to compensate investors for their higher risk of default (i.e., failure to make required interest or principal payments). High yield bond issuers include small or relatively new companies lacking the history or capital to merit investment grade status, former blue chip companies downgraded because of financial problems, special purpose entities that are used to finance capital investment, sales or leases of equipment, loans or other programs and firms with heavy debt loads. High yield securities may be backed by receivables or other assets. The Fund may also invest in other high yield debt securities, such as assignments of syndicated bank loans (also known as "floating rate loans").

The Fund seeks to reduce the risk of a default by selecting bonds through careful credit research and analysis. The Fund seeks to reduce the impact of a potential default by diversifying its investments among bonds of many different companies and industries. The Fund attempts to invest in bonds that have stable to improving credit quality and potential for capital appreciation because of a credit rating upgrade or an improvement in the outlook for a particular company, industry or the economy as a whole.

Although the Fund will consider ratings assigned by ratings agencies in selecting high yield bonds, it relies principally on its own research and investment analysis. The Fund considers a variety of factors, including the overall economic outlook, the issuer's competitive position, the outlook of its industry, its managerial strength, anticipated cash flow, debt maturity schedules, borrowing requirements, interest or dividend coverage, asset coverage and earnings prospects. The Fund may sell a bond when it shows deteriorating fundamentals or it falls short of the portfolio manager's expectations. It may also decide to continue to hold a bond (or related securities, such as stocks or warrants) after its issuer defaults or is subject to a bankruptcy.

The Fund reserves the right to take temporary defensive positions that are inconsistent with the Fund's principal investment strategies in attempting to respond to adverse market, economic, political or other conditions. If it does so, it may not achieve its investment objective. The Fund may also choose not to take defensive positions.

Information on the Fund's holdings can be found in the most recent annual report, and information concerning the Fund's policies and procedures with respect to disclosure of the Fund's portfolio holdings is available in the Fund's Statement of Additional Information (see back cover).

The Statement of Additional Information also describes non-principal investment strategies that the Fund may use, including investing in

other types of investments that are not described in this prospectus.

Principal Risks:

You can lose money by investing in the Fund. Any investment carries with it some level of risk. There is no guarantee that the Fund will meet its investment objective. Here are the principal risks of investing in the Fund:

Credit Risk:

This is the risk that an issuer of bonds and other debt securities, including syndicated loans, will be unable or unwilling to pay interest or principal when due. The prices of bonds and other debt securities are affected by the credit quality of the issuer. Changes in the financial condition of an issuer, general economic conditions and specific economic conditions that affect a particular type of issuer can impact the credit quality of an issuer. Such changes may weaken an issuer's ability to make payments of principal or interest or cause an issuer to fail to make timely payments of interest or principal. While credit ratings may be available to assist in evaluating an issuer's credit quality, they may not accurately predict an issuer's ability to make timely payment of principal and interest.

Floating Rate Loan Risk:

The value of any collateral securing a floating rate loan may decline, be insufficient to meet the obligations of the borrower, or be difficult or costly to liquidate. In the event of a default, it may be difficult to collect on any collateral, it would not be possible to collect on any collateral for an uncollateralized loan, and the value of a floating rate loan can decline significantly. Access to collateral may also be limited by bankruptcy or other insolvency laws. If a floating rate loan is acquired through an assignment, the acquirer may not be able to unilaterally enforce all rights and remedies under the loan and with regard to the associated collateral.

Although senior loans may be senior to equity and debt securities in the borrower's capital

structure, the loans may be subordinated to other obligations of the borrower or its subsidiaries. Difficulty in selling a floating rate loan can result in a loss. Loans trade in an over-the-counter market, and confirmation and settlement may take significantly longer than 7 days to complete. Extended trade settlement periods may present a risk regarding the Fund's ability to timely honor redemptions. Due to the lack of a regular trading market for loans, loans are subject to irregular trading activity and wide bid/ask spreads and may be difficult to value.

High yield floating rate loans, like high-yield debt securities, or junk bonds, usually are more credit sensitive although the value of these instruments may be affected by interest rate swings in the overall fixed income market. Generally, there is less readily available, reliable public information about the loans. Therefore, the Fund may be required to rely on its own evaluation and judgment of a borrower's credit quality in addition to any available independent sources to value loans. Floating rate loans may not be considered "securities" for certain purposes of the federal securities laws and purchasers therefore may not be entitled to rely on the anti-fraud protections of the federal securities laws.

High Yield Securities Risk:

High yield bonds and other types of high yield securities have greater credit risk than higher quality securities because the companies that issue them may not be as financially strong as companies with investment grade ratings. High yield securities, commonly referred to as junk bonds, are considered to be inherently speculative due to the risk associated with the issuer's continuing ability to make principal and interest payments. Lower quality securities generally tend to be more sensitive to these changes than higher quality securities. During times of economic stress, issuers of high yield securities may not have the ability to access the credit markets to refinance their bonds or meet other credit obligations. Investments in high yield securities may be volatile.

Interest Rate Risk:

The market values of high yield bonds and other debt securities are affected by changes in interest rates. In general, when interest rates rise, the market value of a debt security declines, and when interest rates decline, the market value of a debt security increases. Interest rates across the U.S. economy have recently increased and may continue to increase, perhaps significantly and/or rapidly, thereby heightening the Fund's exposure to the risks associated with rising interest rates. Generally, the longer the maturity and duration of a debt security, the greater its sensitivity to interest rates. Duration is a measure of a debt security's sensitivity to changes in interest rates. For every 1% change in interest rates, a debt security's price generally changes approximately 1% in the opposite direction for every year of duration. For example, if a portfolio of debt securities has an average weighted duration of three years, its value can be expected to fall about 3% if interest rates rise by 1%. Conversely, the portfolio's value can be expected to rise approximately 3% if interest rates fall by 1%.

Floating rate securities generally are less sensitive to short-term interest rate changes than fixed-rate instruments, but they could remain sensitive over the short-term to interest rate changes. The interest rates on floating rate securities adjust periodically and may not correlate to prevailing interest rates during the periods between rate adjustments. Floating rate securities with longer interest rate reset periods generally will experience greater fluctuations in value as a result of changes in market interest rates. The impact of interest rate changes on the Fund's yield will also be affected by whether, and the extent to which, the floating rate loans in the Fund's portfolio are subject to floors on the LIBOR base rate on which interest is calculated for such loans (a "LIBOR floor"). So long as the base rate for a loan remains under the LIBOR floor, changes in short-term interest rates generally will not affect the yield on such loans. The yields

received by the Fund on its investments will generally decline as interest rates decline.

Liquidity Risk:

The Fund is susceptible to the risk that certain investments may be difficult or impossible to sell at a time or price most favorable to the Fund, which could decrease the overall level of the Fund's liquidity and its ability to sell securities to meet redemptions. As a result, the Fund may have to lower the price on certain investments that it is trying to sell, sell the investments at a loss, sell other investments instead or forego an investment opportunity, any of which could adversely affect the Fund. The Fund could lose money or face difficulty in meeting shareholder redemptions if it cannot sell an investment at the time and price that would be beneficial to the Fund. Less liquid securities typically are harder to value. Market developments may cause the Fund's investments to become less liquid and subject to erratic price movements, which may have an adverse effect on the Fund.

Floating rate loans generally are subject to legal or contractual restrictions on resale, may trade infrequently and their value may be impaired when the Fund needs to liquidate these loans. High yield securities tend to be less liquid than higher quality securities, particularly if there is a deterioration in the economy or in the financial prospects of their issuers. Assignments of bank loans and bonds also may be less liquid at times, because of potential delays in the settlement process or restrictions on resale.

Market Risk:

The entire high yield bond market can experience sharp price swings due to a variety of factors, including changes in economic forecasts, stock market volatility, large sustained sales of high yield bonds by major investors, high-profile defaults or the market's psychology. This degree of volatility in the high yield market is usually associated more with stocks than bonds. The prices of high yield bonds and other high yield debt

securities held by the Fund could decline not only due to a deterioration in the financial condition of the issuers of such bonds, but also due to overall movements in the high yield market. Markets tend to run in cycles with periods when prices generally go up, known as “bull” markets, and periods when prices generally go down, referred to as “bear” markets. The ability of broker-dealers to make a market in debt securities has decreased in recent years, in part as a result of structural changes, including fewer proprietary trading desks at broker-dealers and increased regulatory capital requirements. Further, many broker-dealers have reduced their inventory of certain debt securities. This could negatively affect the Fund’s ability to buy or sell debt securities, and increase their volatility and trading costs. Adverse market events may lead to increased redemptions, which could cause the Fund to experience a loss or experience difficulty in selling securities to meet redemption requests by shareholders. The risk of loss increases if the redemption requests are unusually large or frequent.

Security Selection Risk:

Securities selected by the portfolio manager may perform differently than the overall market or may not meet the portfolio manager’s expectations. This may be a result of specific factors relating to an issuer’s financial condition or operations, changes in the economy, governmental actions or inactions, or changes in investor perceptions regarding the issuer.

An investment in the Fund is not a bank deposit and is not insured or guaranteed by the Federal Deposit Insurance Corporation or any other government agency.

What are the Government Fund's objective, principal investment strategies and principal risks?

Objective:

The Fund seeks to achieve a significant level of current income which is consistent with security and liquidity of principal.

Principal Investment Strategies:

Under normal circumstances, the Fund invests at least 80% of its net assets (plus any borrowings for investment purposes) in securities issued or guaranteed as to payment of principal and interest by the U.S. Government, its agencies or instrumentalities ("U.S. Government Securities"). The 80% policy is non-fundamental and may be changed without shareholder approval, but the Fund will notify shareholders at least 60 days before making any change to this 80% policy.

The Fund may invest in all types of U.S. Government Securities, which may include (a) U.S. Treasury obligations, (b) securities issued or guaranteed by U.S. Government agencies or instrumentalities that are backed by the full faith and credit of the U.S. Government, and (c) securities issued or guaranteed by agencies or instrumentalities that are sponsored or chartered by the U.S. Government but whose securities are backed solely by the credit of the issuing agency or instrumentality or the right of the issuer to borrow from the U.S. Treasury. U.S. Government Securities may include mortgage-backed securities that are guaranteed by the Government National Mortgage Association ("GNMA"), commonly known as Ginnie Maes, which are backed by the full faith and credit of the U.S. Government and mortgage-backed securities issued or guaranteed by U.S. Government-sponsored enterprises, such as the Federal National Mortgage Association ("Fannie Mae") and Federal Home Loan Mortgage Corporation ("Freddie Mac"), which are not backed by the full faith and credit of

the U.S. Government. To a lesser extent, the Fund may invest in municipal securities and non-government investment grade securities that are rated AA or above by S&P Global Ratings or Aa2 or above by Moody's Investors Service, Inc. The Fund may also invest in U.S. Treasury futures and options on U.S. Treasury futures to hedge against changes in interest rates.

The Fund uses a "top-down" approach in making investment decisions based on its assessment of interest rates, economic and market conditions, and the relative values of different types of U.S. Government Securities. In selecting investments, the Fund considers, among other factors, maturity, yield, relative value and, in the case of mortgage-backed securities, coupon and weighted average maturity. The Fund will usually sell an investment when there are changes in the interest rate environment that are adverse to the investment. The Fund may engage in frequent trading, which may result in high portfolio turnover.

The Fund reserves the right to take temporary defensive positions that are inconsistent with the Fund's principal investment strategies in attempting to respond to adverse market, economic, political or other conditions. If it does so, it may not achieve its investment objective. The Fund may also choose not to take defensive positions.

Information on the Fund's holdings can be found in the most recent annual report, and

information concerning the Fund's policies and procedures with respect to disclosure of the Fund's portfolio holdings is available in the Fund's Statement of Additional Information (see back cover).

The Statement of Additional Information also describes non-principal investment strategies that the Fund may use, including investing in other types of investments that are not described in this prospectus.

Principal Risks:

You can lose money by investing in the Fund. Any investment carries with it some level of risk. While the Fund invests in obligations that are issued or guaranteed by the U.S. Government, its agencies or instrumentalities, your investment in the Fund is not insured or guaranteed by the U.S. Government. There is no guarantee that the Fund will meet its investment objective. Here are the principal risks of investing in the Fund:

Call Risk:

During periods of falling interest rates, an issuer of a callable bond held by the Fund may "call" or repay the security before its stated maturity. The Fund would then lose any price appreciation above the bond's call price and the Fund may have to reinvest the proceeds at lower interest rates, resulting in a decline in the Fund's income.

Credit Risk:

This is the risk that an issuer of bonds and other debt securities will be unable or unwilling to pay interest or principal when due. The prices of bonds and other debt securities are affected by the credit quality of the issuer and, in the case of mortgage-backed securities, the credit quality of the underlying mortgages. Changes in the financial condition of an issuer, general economic conditions and specific economic conditions that affect a particular type of issuer can impact the credit quality of an issuer. Such changes may weaken an issuer's ability to make payments of principal or interest, or cause an issuer to fail

to make timely payments of interest or principal. While credit ratings may be available to assist in evaluating an issuer's credit quality, they may not accurately predict an issuer's ability to make timely payments of principal and interest.

Credit risk also applies to securities issued or guaranteed by the U.S. Government and by U.S. Government-sponsored enterprises that are not backed by the full faith and credit of the U.S. Government. The securities issued by U.S. Government-sponsored enterprises are supported only by the credit of the issuing agency, instrumentality or corporation. For example, securities issued by Fannie Mae and Freddie Mac are not backed by the full faith and credit of the U.S. Government. A security backed by the U.S. Government or the full faith and credit of the United States is guaranteed only as to the timely payment of interest and principal when held to maturity. The market prices for such securities are not guaranteed and will fluctuate.

Although the U.S. Treasury has supported Fannie Mae and Freddie Mac in the past, there is no guarantee it would do so again. Congress may alter the activities or operations of Fannie Mae and Freddie Mac, which could negatively impact the credit risk associated with Fannie Mae and Freddie Mac securities.

Derivatives Risk:

Investments in U.S. Treasury futures and options on U.S. Treasury futures involve risks, such as potential losses if interest rates do not move as expected and the potential for greater losses than if these techniques had not been used. There may be an imperfect correlation between the price of a derivative and the market value of the price of the assets hedged. The use of derivatives for hedging purposes may limit any potential gain that might result from an increase in the value of the hedged position. These investments can increase the Fund's share price, magnify potential losses and expose the Fund to significant additional costs. In connection with certain transactions that may give rise to future payment

obligations, including investments in derivatives, the Fund may be required to maintain a segregated amount of, or otherwise earmark, cash or liquid securities to cover the position or transaction, which cannot be sold while the position they are covering is outstanding, unless they are replaced with other assets of equal value. Moreover, derivatives may be difficult or impossible to sell, unwind, or value in the absence of a secondary trading market.

High Portfolio Turnover and Frequent Trading Risk:

Portfolio turnover is a measure of the Fund's trading activity over a one-year period. High portfolio turnover could increase the Fund's transaction costs and have a negative impact on its performance.

Interest Rate Risk:

The market values of bonds and other debt securities are affected by changes in interest rates. In general, when interest rates rise, the market value of a debt security declines, and when interest rates decline, the market value of a debt security increases. Interest rates across the U.S. economy have recently increased and may continue to increase, perhaps significantly and/or rapidly, thereby heightening the Fund's exposure to the risks associated with rising interest rates. Generally, the longer the maturity and duration of a debt security, the greater its sensitivity to interest rates. Duration is a measure of a debt security's sensitivity to changes in interest rates. For every 1% change in interest rates, a debt security's price generally changes approximately 1% in the opposite direction for every year of duration. For example, if a portfolio of debt securities has an average weighted duration of three years, its value can be expected to fall about 3% if interest rates rise by 1%. Conversely, the portfolio's value can be expected to rise approximately 3% if interest rates fall by 1%. The yields received by the Fund on its investments will generally decline as interest rates decline.

Liquidity Risk:

The Fund is susceptible to the risk that certain investments may be difficult or impossible to sell at a time or price most favorable to the Fund, which could decrease the overall level of the Fund's liquidity and its ability to sell securities to meet redemptions. As a result, the Fund may have to lower the price on certain investments that it is trying to sell, sell the investments at a loss, sell other investments instead or forego an investment opportunity, any of which could adversely affect the Fund. The Fund could lose money or face difficulty in meeting shareholder redemptions if it cannot sell an investment at the time and price that would be beneficial to the Fund. Less liquid securities typically are harder to value. Market developments may cause the Fund's investments to become less liquid and subject to erratic price movements, which may have an adverse effect on the Fund.

Market Risk:

The prices of the securities held by the Fund may decline in response to certain events, such as general economic and market conditions, adverse political or regulatory developments, changes in investor sentiment and interest rate fluctuations. These events may lead to periods of volatility, which may be exacerbated by changes in the debt market size and structure. The ability of broker-dealers to make a market in debt securities has decreased in recent years, in part as a result of structural changes, including fewer proprietary trading desks at broker-dealers and increased regulatory capital requirements. Further, many broker-dealers have reduced their inventory of certain debt securities. This could negatively affect the Fund's ability to buy or sell debt securities, and increase their volatility and trading costs. Legislative, political, or judicial developments that are perceived to have a negative effect on municipal securities and other economic conditions that threaten the ability of municipalities to raise taxes or obtain other sources of revenue to back their securities may impact the Fund's returns or the ability of

the municipal issuer to pay interest or principal.

Adverse market events may lead to increased redemptions, which could cause the Fund to experience a loss or difficulty in selling securities to meet redemption requests by shareholders. The risk of loss increases if the redemption requests are unusually large or frequent. The Fund is susceptible to the risk that certain investments may be difficult or impossible to sell at a time or price most favorable to the Fund, which could decrease the overall level of the Fund's liquidity and its ability to sell securities to meet redemptions. Market developments may cause the Fund's investments to become less liquid and subject to erratic price movements.

Prepayment and Extension Risk:

The Fund is subject to prepayment and extension risk since it invests in mortgage-backed securities. When interest rates decline, borrowers tend to refinance their mortgages and the mortgages that back these securities suffer a higher rate of prepayment. This could cause a decrease in the Fund's income and share price. Extension risk is the flip side of prepayment risk. When interest rates rise, borrowers tend to repay their mortgages less quickly, which generally will increase the Fund's sensitivity to interest rates and its potential for price declines. The impact of prepayments and extensions on the prices of mortgage-backed securities may be difficult to predict and may increase their price volatility.

Security Selection Risk:

Securities selected by the portfolio manager may perform differently than the overall market or may not meet the portfolio manager's expectations, which may be a result of specific factors relating to an issuer's financial condition or operations, changes in the economy, governmental actions or inactions, or changes in investor perceptions regarding the issuer.

An investment in the Fund is not a bank deposit and is not insured or guaranteed by the Federal Deposit Insurance Corporation or any other government agency.

GOVERNMENT CASH MANAGEMENT FUND

What are the Government Cash Management Fund's objective, principal investment strategies and principal risks?

Objective:

The Fund seeks to earn a high rate of current income consistent with the preservation of capital and maintenance of liquidity.

Principal Investment Strategies:

The Fund intends to operate as a "government money market fund" as such term is defined in Rule 2a-7 under the Investment Company Act of 1940, as amended ("1940 Act"). The Fund will invest at least 99.5% of its total assets in (i) U.S. government securities; (ii) cash; and/or (iii) repurchase agreements that are collateralized fully by cash and/or U.S. government securities. In addition, under normal circumstances, the Fund will invest at least 80% of its net assets, including any borrowings for investment purposes, in U.S. government securities and repurchase agreements collateralized fully by cash or U.S. government securities. The 80% policy is non-fundamental and may be changed without shareholder approval, but the Fund will provide shareholders with at least 60 days' notice before changing this 80% policy. U.S. government securities include: U.S. Treasury bills and notes; other obligations that are issued by the U.S. government, its agencies or instrumentalities, including securities that are issued by entities chartered by Congress but whose securities are neither issued nor guaranteed by the U.S. Treasury, including the Federal National Mortgage Association ("Fannie Mae"), Federal Home Loan Mortgage Corporation ("Freddie Mac"), Federal Home Loan Banks and Federal Farm Credit Banks; and obligations that are issued by issuers that are guaranteed as to principal or interest by the U.S. government, its agencies or instrumentalities, including the Government National Mortgage Association. The Fund may invest in fixed, variable and floating rate instruments.

The Fund invests only in securities that comply with the quality, maturity, liquidity, diversification and other requirements applicable to a "government money market fund" under Rule 2a-7 under the 1940 Act. The Fund will invest only in securities that have remaining maturities of 397 days or less or securities otherwise permitted to be purchased because of maturity shortening provisions under applicable regulations. The dollar-weighted average portfolio maturity and dollar-weighted average portfolio life of the Fund will not exceed 60 and 120 days, respectively. The Fund uses the amortized cost method of valuation to seek to maintain a stable \$1.00 net asset value per share price.

The Fund will only purchase securities that have been determined to present minimal credit risk. In making such a determination, the Fund may consider the credit ratings assigned to securities by ratings services. If, after purchase, the credit quality of an investment deteriorates, the Fund's investment adviser or, where required by applicable law and regulations, the Fund's Board of Trustees, will decide whether the investment should be held or sold. All portfolio instruments purchased by the Fund will be denominated in U.S. dollars.

"Government money market funds" are exempt from requirements that permit money market funds to impose a liquidity fee and/or temporary redemption gates. While the Fund's Board of Trustees may elect to subject the Fund to liquidity fee and gate requirements in

the future, it has not elected to do so at this time and currently has no intention of doing so.

Information concerning the Fund's policies and procedures with respect to disclosure of the Fund's portfolio holdings is available in the Fund's Statement of Additional Information (see back cover).

The Statement of Additional Information also describes non-principal investment strategies that the Fund may use, including investing in other types of investments that are not described in this prospectus.

Principal Risks:

Any investment carries with it some level of risk. Although the Fund tries to maintain a \$1.00 net asset value share price, it cannot guarantee it will do so. It is possible to lose money by investing in the Fund. The Fund's sponsor has no legal obligation to provide financial support to the Fund, and you should not expect that the sponsor will provide support to the Fund at any time. There is no guarantee that the Fund will meet its investment objective. Here are the principal risks of investing in the Fund:

Credit Risk:

This is the risk that an issuer of a security will be unable or unwilling to pay interest or principal when due. The value of a security will decline if there is a default by or a deterioration in the credit quality of the issuer or a provider of a credit enhancement or demand feature. This could cause the Fund's NAV to decline below \$1.00 per share.

Credit risk also applies to securities issued or guaranteed by the U.S. Government and by U.S. Government-sponsored enterprises that are not backed by the full faith and credit of the U.S. Government. The securities issued by U.S. Government-sponsored enterprises are supported only by the credit of the issuing agency, instrumentality or corporation. For example, securities issued by Fannie Mae and Freddie Mac are not backed by the full faith

and credit of the U.S. Government. A security backed by the U.S. Government or the full faith and credit of the United States is guaranteed only as to the timely payment of interest and principal when held to maturity. The market prices for such securities are not guaranteed and will fluctuate.

Although the U.S. Treasury has supported Fannie Mae and Freddie Mac in the past, there is no guarantee it would do so again. Congress may alter the activities or operations of Fannie Mae and Freddie Mac, which could negatively impact the credit risk associated with Fannie Mae and Freddie Mac securities.

Interest Rate Risk:

The Fund's NAV could decline below \$1.00 per share because of a change in interest rates. Like the values of other debt instruments, the market values of U.S. government securities are affected by changes in interest rates. When interest rates rise, the market values of U.S. government securities generally decline; and when interest rates decline, the market values of U.S. government securities generally increase. Interest rates across the U.S. economy have recently increased and may continue to increase, perhaps significantly and/or rapidly, thereby heightening the Fund's exposure to the risks associated with rising interest rates. The price volatility of U.S. government securities also depends on their maturities and durations. Generally, the longer the maturity and duration of a U.S. government security, the greater its sensitivity to interest rates. Duration is a measure of a debt security's sensitivity to changes in interest rates. For every 1% change in interest rates, a debt security's price generally changes approximately 1% in the opposite direction for every year of duration. For example, if a portfolio of debt securities has an average weighted duration of three years, its value can be expected to fall about 3% if interest rates rise by 1%. Conversely, the portfolio's value can be expected to rise approximately 3% if interest rates fall by 1%.

Liquidity Risk:

The Fund is susceptible to the risk that certain investments may be difficult or impossible to sell at a time or price most favorable to the Fund, which could decrease the overall level of the Fund's liquidity and its ability to sell securities to meet redemptions. As a result, the Fund may have to lower the price on certain investments that it is trying to sell, sell the investments at a loss, sell other investments instead or forego an investment opportunity, any of which could adversely affect the Fund. The Fund could lose money or face difficulty in meeting shareholder redemptions if it cannot sell an investment at the time and price that would be beneficial to the Fund. Market developments may cause the Fund's investments to become less liquid and subject to erratic price movements, which may have an adverse effect on the Fund's ability to maintain a \$1.00 share price.

Market Risk:

The prices of securities held by the Fund may decline in response to certain events, such as general economic and market conditions, adverse political regulatory developments, changes in investor sentiment, economic instability and interest rate fluctuations. These events may lead to periods of volatility, which may be exacerbated by changes in debt market size and structure. In addition, adverse market events may lead to increased redemptions, which could cause the Fund to experience a loss or difficulty in selling securities to meet redemption requests by shareholders or cause the Fund's NAV to decline below \$1.00 per share. The risk of loss increases if the redemption requests are unusually large or frequent.

Supply issues within the U.S. Treasury securities market could arise as demand increases for U.S. government securities.

Repurchase Agreement Risk:

A repurchase agreement is a transaction in which the Fund purchases securities or other obligations from a bank or securities dealer (or its affiliate) and simultaneously commits to

resell them to a counterparty at an agreed-upon date or upon demand and at a price reflecting a market rate of interest unrelated to the coupon rate or maturity of the purchased obligations. The difference between the original purchase price and the repurchase price is normally based on prevailing short-term interest rates. The use of repurchase agreements involves credit risk and counterparty risk. If the seller in a repurchase agreement transaction defaults on its obligation to repurchase a security at a mutually agreed-upon time and price under the agreement, the Fund may suffer delays, incur costs and lose money in exercising its rights under the agreement.

In the event of default by a seller under a repurchase agreement collateralized loan, the underlying securities would not be owned by the Fund, but would only constitute collateral for the seller's obligation to pay the repurchase price.

Yield Risk:

The yields received by the Fund on its investments will generally decline as interest rates decline. The Adviser has voluntarily waived advisory fees and reimbursed expenses to maintain a minimum daily net yield for the Fund. The Adviser is under no obligation to continue doing so and the Fund's yield may fall below zero.

An investment in the Fund is not a bank deposit and is not insured or guaranteed by the Federal Deposit Insurance Corporation or any other government agency. Although the Fund seeks to preserve the value of your investment at \$1.00 per share, it is possible to lose money by investing in the Fund.

What are the Growth & Income Fund's objectives, principal investment strategies and principal risks?

Objectives:

The Fund seeks long-term growth of capital and current income.

Principal Investment Strategies:

The Fund primarily invests in common stocks that offer the potential for capital growth, current income or both. The Fund primarily invests in large-size companies and may invest in small- and mid- size companies as well. Some of the companies the Fund invests in may pay dividends, however not all will.

The Fund generally uses a "bottom-up" approach to selecting investments. This means that the Fund generally identifies potential investments through fundamental research and analysis and thereafter focuses on other issues, such as economic trends, interest rates, industry diversification and market capitalization. In deciding whether to buy or sell securities, the Fund considers, among other things, the issuer's financial strength, management, earnings growth or potential earnings growth and the issuer's valuation relative to its fundamentals and peers.

The Fund may sell a security if it becomes fully valued, is no longer attractively valued, its fundamentals have deteriorated or alternative investments become more attractive.

The Fund reserves the right to take temporary defensive positions that are inconsistent with the Fund's principal investment strategies in attempting to respond to adverse market, economic, political or other conditions. If it does so, it may not achieve its investment objectives. The Fund may also choose not to take defensive positions.

Information on the Fund's holdings can be found in the most recent annual report, and information concerning the Fund's policies

and procedures with respect to disclosure of the Fund's portfolio holdings is available in the Fund's Statement of Additional Information (see back cover).

The Statement of Additional Information also describes non-principal investment strategies that the Fund may use, including investing in other types of investments that are not described in this prospectus.

Principal Risks:

You can lose money by investing in the Fund. Any investment carries with it some level of risk. There is no guarantee that the Fund will meet its investment objective. Here are the principal risks of investing in the Fund:

Dividend Risk:

At times, the Fund may not be able to identify dividend-paying stocks that are attractive investments. The income received by the Fund will also fluctuate due to the amount of dividends that companies elect to pay, which could adversely affect the Fund's ability to pay dividends and the value of its shares. Depending upon market conditions, the Fund may not have sufficient income to pay its shareholders regular dividends. The inability of an issuer to pay dividends may adversely impact the Fund's ability to achieve its investment objective.

Market Risk:

Stock prices may decline over short or even extended periods due to general economic and market conditions, adverse political or

regulatory developments, a change in interest rates or a change in investor sentiment. Stock markets tend to run in cycles with periods when prices generally go up, known as “bull” markets, and periods when stock prices generally go down, referred to as “bear” markets. In addition, adverse market events may lead to increased redemptions, which could cause the Fund to experience a loss or difficulty in selling securities to meet redemption requests by shareholders. The risk of loss increases if the redemption requests are unusually large or frequent.

While dividend-paying stocks are generally considered less volatile than other stocks, there can be no guarantee that investments therein will be less volatile than the general stock market. Depending upon market conditions, the income from dividend-paying stocks and other investments may not be sufficient to provide a cushion against general market downturns. The Fund’s investments in potential growth opportunities may increase the potential volatility of its share price.

Mid-Size and Small-Size Company Risk:

The market risk associated with stocks of mid- and small-size companies is generally greater than that associated with stocks of larger, more established companies because stocks of mid- and small-size companies tend to experience sharper price fluctuations. Mid- and small-size companies may have limited product lines, markets or financial resources, may lack the competitive strength of larger issuers, may depend on a few key employees and may have less predictable earnings. Stocks of mid- to small-size companies are not as broadly traded as stocks of larger issuers and less publicly available information may be available about them. At times, it may be difficult for the Fund to sell mid-to-small-size company stocks at reasonable prices.

Security Selection Risk:

Securities selected by the portfolio manager may perform differently than the overall market or may not meet the portfolio

manager’s expectations. This may be a result of specific factors relating to an issuer’s financial condition or operations, changes in the economy, governmental actions or inactions, or changes in investor perceptions regarding the issuer.

Undervalued Securities Risk:

The Fund seeks to invest in securities that are undervalued and that will rise in value due to anticipated events or changes in investor perceptions. If these events do not occur, are delayed or investor perceptions about the securities do not improve, the market price of these securities may not rise as expected or may fall. Moreover, value securities may fall out of favor with investors and decline in price as a class.

An investment in the Fund is not a bank deposit and is not insured or guaranteed by the Federal Deposit Insurance Corporation or any other government agency.

What are the International Fund's objective, principal investment strategies and principal risks?

Objective:

The Fund primarily seeks long-term capital growth.

Principal Investment Strategies:

The Fund primarily invests in a portfolio of common stocks and other equity securities of companies that are located outside of the United States. To a limited degree, the Fund may also invest in companies based in the United States. The Fund primarily relies on the country where the issuer is incorporated, is headquartered or has its principal place of business in determining the location of an issuer. The Fund may consider a company to be located in a particular country even if it is not domiciled in, or have its principal place of business in, that country if at least 50% of its assets are in, or it expects to derive at least 50% of its total revenue or profits from, goods or services produced in or sales made in that country.

The Fund typically invests in the securities of medium to large size companies, but will also invest in smaller companies. The Fund's holdings may be limited to the securities of 40 to 60 different issuers. The Fund may invest significantly in emerging or developing markets such as India and Brazil, and may focus its investments in companies located in or tied economically to particular countries or regions.

The subadviser selects investments for the Fund generally by screening a universe of stocks that meet its "quality growth" criteria, which include high return on equity and low to moderate leverage, among others. The subadviser then further narrows that universe by using a bottom-up stock and business analysis approach. The subadviser makes its assessments by examining companies one at a

time, regardless of size, country of organization, place of principal business activity or other similar selection criteria.

The subadviser seeks to invest in companies whose businesses are highly profitable, have consistent operating histories and financial performance and enjoy possible long-term economic prospects. The subadviser's investment process also considers a company's intrinsic value relative to its earnings power and market price. The subadviser believes that investing in these securities at a price that is below their intrinsic worth may generate greater returns for the Fund than those obtained by paying premium prices for companies currently in market favor.

In determining which portfolio securities to sell, the subadviser focuses on the operating results of the companies, and not price quotations, to measure the potential success of an investment. In making sell decisions, the subadviser considers, among other things, whether a security's price target has been met, whether there has been an overvaluation of the issuer by the market, whether there has been a clear deterioration of future earnings power and whether, in the subadviser's opinion, there has been a loss of long-term competitive advantage.

The Fund may enter into spot currency trades (i.e., for cash at the spot rate prevailing in the foreign currency market) in connection with the settlement of transactions in securities traded in foreign currency. Additionally, from time to time, in pursuing its investment

strategies, the Fund may hold significant investments (25% or more of its assets) in a specific market sector, including the consumer staples sector.

The Fund reserves the right to take temporary defensive positions that are inconsistent with its principal investment strategies in attempting to respond to adverse market, economic, political or other conditions. If it does so, it may not achieve its investment objective. The Fund may also choose not to take defensive positions.

Information on the Fund's holdings can be found in the most recent annual report, and information concerning the Fund's policies and procedures with respect to disclosure of the Fund's portfolio holdings is available in the Fund's Statement of Additional Information (see back cover).

The Statement of Additional Information also describes non-principal investment strategies that the Fund may use, including investing in other types of investments that are not described in this prospectus.

Principal Risks:

You can lose money by investing in the Fund. Any investment carries with it some level of risk. There is no guarantee that the Fund will meet its investment objective. Here are the principal risks of investing in the Fund:

Emerging Markets Risk:

The risks of investing in foreign securities are heightened when investing in emerging or developing markets. The economies and political environments of emerging or developing countries tend to be more unstable than those of developed countries, resulting in more volatile rates of returns than the developed markets and substantially greater risk to investors. There are also risks of: an emerging country's dependence on revenues from particular commodities or on international aid or development assistance; currency transfer restrictions; a limited number of potential buyers for such securities;

and delays and disruptions in securities settlement procedures. In addition, there may be less information available regarding emerging market securities to make investment decisions.

Focused Portfolio Risk:

The Fund's assets may be invested in a limited number of issuers. This means that the Fund's performance may be substantially impacted by the change in value of even a single holding and may be more volatile than other funds whose portfolios may maintain a larger number of securities. The price of a share of the Fund can therefore be expected to fluctuate more than a fund that invests in substantially more companies. Moreover, the Fund's share price may decline even when the overall market is increasing.

Foreign Securities Risk:

There are special risk factors associated with investing in foreign securities. Some of these factors are also present when investing in the United States but are heightened when investing in non-U.S. markets, especially in smaller, less-developed or emerging markets. For example, fluctuations in the exchange rates between the U.S. dollar and foreign currencies may have a negative impact on investments denominated in foreign currencies by eroding or reversing gains or widening losses from those investments. The risks of investing in foreign securities also include potential political and economic instability, differing accounting and financial reporting standards or inability to obtain reliable financial information regarding a company's balance sheet and operations and less stringent regulation and supervision of foreign securities markets, custodians and securities depositories. Funds that invest in foreign securities are also subject to higher commission rates on portfolio transactions, potentially adverse changes in tax and exchange control laws and/or regulations and potential restrictions on the flow of international capital. Many foreign countries impose withholding taxes on income and

realized gains from investments in securities of issuers located in such countries, which the Fund may not recover. To the extent the Fund invests a significant portion of its assets in securities of a single country or region at any time, it is more likely to be affected by events or conditions of that country or region. As a result, it may be more volatile than a more geographically diversified fund.

Liquidity Risk:

The Fund is susceptible to the risk that certain investments may be difficult or impossible to sell at a time or price most favorable to the Fund, which could decrease the overall level of the Fund's liquidity and its ability to sell securities to meet redemptions. As a result, the Fund may have to lower the price on certain investments that it is trying to sell, sell the investments at a loss, sell other investments instead or forego an investment opportunity, any of which could adversely affect the Fund. The Fund could lose money or face difficulty in meeting shareholder redemptions if it cannot sell an investment at the time and price that would be beneficial to the Fund. Market developments may cause the Fund's investments to become less liquid and subject to erratic price movements, which may have an adverse effect on the Fund.

Liquidity risk is particularly acute in the case of foreign investments that are traded in smaller, less-developed or emerging markets and securities issued by issuers with smaller market capitalizations.

Market Risk:

Stock prices may decline over short or even extended periods due to general economic and market conditions, adverse political or regulatory developments, a change in interest rates or a change in investor sentiment. Stock markets tend to run in cycles with periods when prices generally go up, known as "bull" markets, and periods when stock prices generally go down, referred to as "bear" markets. In addition, adverse market events may lead to increased redemptions, which

could cause the Fund to experience a loss or difficulty in selling securities to meet redemption requests by shareholders. The risk of loss increases if the redemption requests are unusually large or frequent.

Mid-Size and Small-Size Company Risk:

The market risk associated with stocks of mid- and small-size companies is generally greater than that associated with stocks of larger, more established companies because stocks of mid- and small-size companies tend to experience sharper price fluctuations. Mid- and small-size companies may have limited product lines, markets or financial resources, may lack the competitive strength of larger issuers, may depend on a few key employees and may have less predictable earnings. Stocks of mid- to small-size companies are not as broadly traded as stocks of larger issuers and less publicly available information may be available about them. At times, it may be difficult for the Fund to sell mid-to-small-size company stocks at reasonable prices.

Sector Risk:

Companies that are engaged in similar businesses may be similarly affected by particular economic or market events, which may, in certain circumstances, cause the value of the equity and debt securities of companies in a particular sector of the market to decline. To the extent the Fund has substantial holdings within a particular sector, the risks associated with that sector increase. To the extent the Fund invests significantly in the consumer staples sector, the value of the Fund's shares may be particularly vulnerable to factors affecting that sector, such as the regulation of various product components and production methods, litigation, marketing campaigns and changes in the overall economy, consumer spending and consumer demand. Companies in the consumer staples sector may also be adversely affected by changes or trends in commodity prices, which may be influenced by unpredictable factors. These companies may be subject to severe competition, which may have an adverse impact on their profitability.

Security Selection Risk:

Securities selected by the portfolio manager may perform differently than the overall market or may not meet the portfolio manager's expectations. This may be a result of specific factors relating to an issuer's financial condition or operations, changes in the economy, governmental actions or inactions, or changes in investor perceptions regarding the issuer.

An investment in the Fund is not a bank deposit and is not insured or guaranteed by the Federal Deposit Insurance Corporation or any other government agency.

What are the Investment Grade Fund's objective, principal investment strategies and principal risks?

Objective:

The Fund seeks to generate a maximum level of income consistent with investment primarily in investment grade debt securities.

Principal Investment Strategies:

Under normal circumstances, the Fund invests at least 80% of its net assets (plus any borrowings for investment purposes) in investment grade debt securities. The 80% policy is non-fundamental and may be changed without shareholder approval, but the Fund will provide shareholders with at least 60 days notice before changing this 80% policy. The Fund defines investment grade debt securities as those that are rated within the four highest ratings categories by Moody's Investors Service, Inc. ("Moody's") or S&P Global Ratings ("S&P") or that are unrated but determined by the Fund's Adviser to be of equivalent quality. The Fund will not necessarily sell an investment if its rating is reduced.

The Fund invests primarily in investment grade corporate bonds. The Fund may also invest in other investment grade securities, including securities issued or guaranteed by the U.S. Government or U.S. Government-sponsored enterprises (some of which are not backed by the full faith and credit of the U.S. Government) and investment grade mortgage-backed and other asset-backed securities. The Adviser attempts to stay broadly diversified, but it may emphasize certain industries based on the outlook for interest rates, economic forecasts and market conditions. In selecting investments, the Adviser considers, among other things, the issuer's earnings and cash flow generating capabilities, asset quality, debt levels, industry characteristics and management strength. The Adviser also considers ratings assigned by

ratings services in addition to its own research and investment analysis. The Adviser usually will sell a security when it shows deteriorating fundamentals, it falls short of the portfolio manager's expectations, or a more attractive investment is available.

The Adviser may adjust the average weighted maturity of the securities in its portfolio based on its interest rate outlook. If it believes that interest rates are likely to fall, it may attempt to buy securities with longer maturities. By contrast, if it believes interest rates are likely to rise, it may attempt to buy securities with shorter maturities or sell securities with longer maturities.

To a lesser extent, the Fund also invests in high yield, below investment grade corporate bonds (commonly known as "high yield" or "junk bonds"). The Adviser has retained Muzinich & Co, Inc. ("Muzinich") as a subadviser to manage this portion of the Fund. High yield bonds include both bonds that are rated below Baa3 by Moody's or below BBB- by S&P as well as unrated bonds that are determined by Muzinich to be of equivalent quality. The Fund may also be exposed to high yield securities through the Adviser's investments in exchange traded funds ("ETFs"). Additionally, from time to time, in pursuing its investment strategies, the Fund may hold significant investments (25% or more of its assets) in a specific market sector, including the financials sector.

High yield bonds generally provide higher income than investment grade bonds to

compensate investors for their higher risk of default (i.e., failure to make required interest or principal payments). High yield securities may be backed by receivables or other assets. Muzinich attempts to invest in bonds that have stable to improving credit quality and potential for capital appreciation because of a credit rating upgrade or an improvement in the outlook for a particular company, industry or the economy as a whole.

Although Muzinich will consider ratings assigned by ratings agencies in selecting high yield bonds, it relies principally on its own research and investment analysis. Muzinich may sell a bond when it shows deteriorating fundamentals or it falls short of the portfolio manager's expectations. It may also decide to continue to hold a bond (or related securities, such as stocks or warrants) after its issuer defaults or is subject to a bankruptcy.

The Fund may invest in securities of any maturity or duration, but may adjust its average portfolio weighted duration or maturity in anticipation of interest rate changes. For example, if the Fund expects interest rates to increase, it may seek to reduce its average portfolio weighted duration and maturity. The Fund may also invest in U.S. Treasury futures and options on U.S. Treasury futures to hedge against changes in interest rates.

The Fund reserves the right to take temporary defensive positions that are inconsistent with the Fund's principal investment strategies in attempting to respond to adverse market, economic, political or other conditions. If it does so, it may not achieve its investment objective. The Fund may also choose not to take defensive positions.

Information on the Fund's holdings can be found in the most recent annual report, and information concerning the Fund's policies and procedures with respect to disclosure of the Fund's portfolio holdings is available in the Fund's Statement of Additional Information (see back cover).

The Statement of Additional Information also describes non-principal investment strategies that the Fund may use, including investing in other types of investments that are not described in this prospectus.

Principal Risks:

You can lose money by investing in the Fund. Any investment carries with it some level of risk. There is no guarantee that the Fund will meet its investment objective. Here are the principal risks of investing in the Fund:

Credit Risk:

This is the risk that an issuer of bonds and other debt securities will be unable or unwilling to pay interest or principal when due. The prices of bonds and other debt securities are affected by the credit quality of the issuer and in the case of mortgage-backed and asset-backed securities, the credit quality of the underlying loans. Changes in the financial condition of an issuer, general economic conditions and specific economic conditions that affect a particular type of issuer can impact the credit quality of an issuer. Such changes may weaken an issuer's ability to make payments of principal or interest, or cause an issuer to fail to make timely payments of interest or principal. Lower quality debt securities generally tend to be more sensitive to these changes than higher quality debt securities, but the lowest rated category of investment grade securities may have speculative characteristics as well. While credit ratings may be available to assist in evaluating an issuer's credit quality, they may not accurately predict an issuer's ability to make timely payments of principal and interest. During times of economic downturn, issuers of high yield debt securities may not have the ability to access the credit markets to refinance their bonds or meet other credit obligations.

Credit risk also applies to securities issued or guaranteed by the U.S. Government and by U.S. Government-sponsored enterprises that are not backed by the full faith and credit of the

U.S. Government. The securities issued by U.S. Government-sponsored enterprises are supported only by the credit of the issuing agency, instrumentality or corporation. For example, securities issued by the Federal National Mortgage Association ("Fannie Mae") and the Federal Home Loan Mortgage Corporation ("Freddie Mac") are not backed by the full faith and credit of the U.S. Government. A security backed by the U.S. Government or the full faith and credit of the United States is guaranteed only as to the timely payment of interest and principal when held to maturity. The market prices for such securities are not guaranteed and will fluctuate.

Although the U.S. Treasury has supported Fannie Mae and Freddie Mac in the past, there is no guarantee it would do so again. Congress may alter the activities or operations of Fannie Mae and Freddie Mac which could negatively impact the credit risk associated with Fannie Mae and Freddie Mac securities.

Derivatives Risk:

Investments in U.S. Treasury futures and options on U.S. Treasury futures involve risks, such as potential losses if interest rates do not move as expected and the potential for greater losses than if these techniques had not been used. There may be an imperfect correlation between the price of a derivative and the market value of the price of the assets hedged. The use of derivatives for hedging purposes may limit any potential gain that might result from an increase in the value of the hedged position. These investments can increase the Fund's share price, magnify potential losses and expose the Fund to significant additional costs. In connection with certain transactions that may give rise to future payment obligations, including investments in derivatives, the Fund may be required to maintain a segregated amount of, or otherwise earmark, cash or liquid securities to cover the position or transaction, which cannot be sold while the position they are covering is outstanding, unless they are replaced with other assets of equal value. Moreover,

derivatives may be difficult or impossible to sell, unwind, or value in the absence of a secondary trading market.

Exchange-Traded Funds Risk:

The risks of investing in securities of an ETF typically reflect the risks of the types of instruments in which the underlying ETF invests. Because ETFs are listed on an exchange, ETFs may be subject to trading halts and may trade at a discount or premium to their NAV. In addition, ETFs are investment companies, and the Fund will bear its proportionate share of the fees and expenses of an investment in an ETF. As a result, the Fund's expenses may be higher and performance may be lower.

High Yield Securities Risk:

High yield bonds and other types of high yield securities have greater credit risk than higher quality securities because the companies that issue them may not be as financially strong as companies with investment grade ratings. High yield securities, commonly referred to as junk bonds, are considered to be inherently speculative due to the risk associated with the issuer's continuing ability to make principal and interest payments. Lower quality securities generally tend to be more sensitive to these changes than higher quality securities. During times of economic stress, issuers of high yield securities may be unable to access the credit markets to refinance their bonds or meet other credit obligations. Investments in high yield securities may be volatile.

Interest Rate Risk:

The market values of bonds and other debt securities are affected by changes in interest rates. In general, when interest rates rise, the market value of a debt security declines, and when interest rates decline, the market value of a debt security increases. Interest rates across the U.S. economy have recently increased and may continue to increase, perhaps significantly and/or rapidly, thereby heightening the Fund's exposure to the risks

associated with rising interest rates. Generally, the longer the maturity and duration of a debt security, the greater its sensitivity to interest rates. Duration is a measure of a debt security's sensitivity to changes in interest rates. For every 1% change in interest rates, a bond's price generally changes approximately 1% in the opposite direction for every year of duration. For example, if a portfolio of fixed income securities has an average weighted duration of three years, its value can be expected to fall about 3% if interest rates rise by 1%. Conversely, the portfolio's value can be expected to rise approximately 3% if interest rates fall by 1%. The yields received by the Fund on its investments will generally decline as interest rates decline.

Liquidity Risk:

The Fund is susceptible to the risk that certain investments may be difficult or impossible to sell at a time or price most favorable to the Fund, which could decrease the overall level of the Fund's liquidity and its ability to sell securities to meet redemptions. As a result, the Fund may have to lower the price on certain investments that it is trying to sell, sell the investments at a loss, sell other investments instead or forego an investment opportunity, any of which could adversely affect the Fund. The Fund could lose money or face difficulty in meeting shareholder redemptions if it cannot sell an investment at the time and price that would be beneficial to the Fund. Market developments may cause the Fund's investments to become less liquid and subject to erratic price movements, which may have an adverse effect on the Fund.

High yield securities tend to be less liquid than higher quality securities, particularly if there is a deterioration in the economy or in the financial prospects of their issuers.

Market Risk:

The prices of the securities held by the Fund may decline in response to certain events, such as general economic and market conditions, adverse political or regulatory

developments and interest rate fluctuations. These events may lead to periods of volatility, which may be exacerbated by changes in bond market size and structure. There is also the possibility that the value of the Fund's investments in high yield securities will decline due to drops in the overall high yield bond market. Changes in the economic climate, investor perceptions and stock market volatility can cause the prices of the Fund's fixed-income and high yield investments to decline regardless of the conditions of the issuers held by the Fund. The ability of broker-dealers to make a market in debt securities has decreased in recent years, in part as a result of structural changes, including fewer proprietary trading desks at broker-dealers and increased regulatory capital requirements. Further, many broker-dealers have reduced their inventory of certain debt securities. This could negatively affect the Fund's ability to buy or sell debt securities, and increase their volatility and trading costs. Adverse market events may lead to increased redemptions, which could cause the Fund to experience a loss or difficulty in selling securities to meet redemption requests by shareholders. The risk of loss increases if the redemption requests are unusually large or frequent.

Prepayment and Extension Risk:

The Fund is subject to prepayment and extension risk since it invests in mortgage-backed and other asset-backed securities. When interest rates decline, borrowers tend to refinance their loans and the loans that back these securities suffer a higher rate of prepayment. This could cause a decrease in the Fund's income and share price. Extension risk is the flip side of prepayment risk. When interest rates rise, borrowers tend to repay their loans less quickly, which generally will increase the Fund's sensitivity to interest rates and its potential for price declines. The impact of prepayments and extensions on the price of mortgage-backed or other asset-backed securities may be difficult to predict and may increase their price volatility.

Sector Risk:

Issuers that are engaged in similar businesses may be similarly affected by particular economic or market events, which may, in certain circumstances, cause the value of the securities of issuers in a particular sector market to decline. To the extent the Fund has substantial holdings within a particular sector, the risks associated with that sector increase. To the extent the Fund invests significantly in the financials sector, the value of the Fund's shares may be particularly vulnerable to factors affecting that sector, such as the availability and cost of capital funds, changes in interest rates, the rate of corporate and consumer debt defaults, credit ratings and quality, market liquidity, extensive government regulation and price competition. The impact of more stringent capital requirements and recent or future regulation of any individual financial company, or of the financials sector as a whole, cannot be predicted. In recent years, cyber attacks and technology malfunctions and failures have become increasingly frequent in this sector and have caused significant losses to companies in this sector, which may negatively impact the Fund.

Security Selection Risk:

Securities selected by the portfolio manager may perform differently than the overall market or may not meet the portfolio manager's expectations. This may be a result of specific factors relating to an issuer's financial condition or operations, changes in the economy, governmental actions or inactions, or changes in investor perceptions regarding the issuer.

An investment in the Fund is not a bank deposit and is not insured or guaranteed by the Federal Deposit Insurance Corporation or any other government agency.

What are the Limited Duration Bond Fund's objective, principal investment strategies and principal risks?

Objective:

The Fund seeks current income consistent with low volatility of principal.

Principal Investment Strategies:

Under normal circumstances, the Fund will invest at least 80% of its net assets (plus any borrowings for investment purposes) in investment grade bonds. For purposes of this 80% policy, investment grade bonds also include other investment grade fixed-income securities. The 80% policy is non-fundamental and may be changed without shareholder approval, but the Fund will provide shareholders with at least 60 days notice before changing this 80% policy.

The Fund defines investment grade debt securities as those that are rated within the four highest ratings categories by Moody's Investors Service, Inc. ("Moody's") or S&P Global Ratings ("S&P") or that are unrated but determined by the Fund's Adviser to be of equivalent quality.

The Fund may invest in a variety of different types of investment grade securities, including corporate bonds, securities issued or guaranteed by the U.S. Government or U.S. Government-sponsored enterprises (some of which are not backed by the full faith and credit of the U.S. Government), and mortgage-backed and other asset-backed securities. The Adviser attempts to stay broadly diversified, but it may emphasize certain industries based on the outlook for interest rates, economic forecasts and market conditions. In selecting investments, the Adviser considers, among other things, the issuer's earnings and cash flow generating capabilities, asset quality, debt levels, industry characteristics and management strength. The Adviser also considers ratings assigned by ratings services in addition to its own research and investment

analysis. The Adviser will not necessarily sell an investment if its rating is reduced. The Adviser usually will sell a security when it shows deteriorating fundamentals, it falls short of the portfolio manager's expectations, or a more attractive investment is available.

To a lesser extent, the Fund also invests in high yield, below investment grade corporate bonds (commonly known as "high yield" or "junk bonds"). The Adviser has retained Muzinich & Co., Inc. ("Muzinich") as a subadviser to manage this portion of the Fund. High yield bonds include both bonds that are rated below Baa3 by Moody's or below BBB- by S&P as well as unrated bonds that are determined by the Adviser to be of equivalent quality. The Fund may also be exposed to high yield securities through the Adviser's investments in exchange-traded funds ("ETFs").

High yield bonds generally provide higher income than investment grade bonds to compensate investors for their higher risk of default (i.e., failure to make required interest or principal payments). High yield securities may be backed by receivables or other assets. Muzinich attempts to invest in bonds that have stable to improving credit quality and potential for capital appreciation because of a credit rating upgrade or an improvement in the outlook for a particular company, industry or the economy as a whole. Although Muzinich will consider ratings assigned by ratings agencies in selecting high yield bonds, it relies principally on its own research and investment analysis. Muzinich may sell a bond when it shows deteriorating fundamentals or it falls short of the portfolio manager's expectations.

It may also decide to continue to hold a bond (or related securities, such as stocks or warrants) after its issuer defaults or is subject to a bankruptcy.

The Adviser seeks for the Fund to maintain an average weighted duration of between one and six years. Duration is a measure of a bond's or fixed income portfolio's sensitivity to changes in interest rates. For every 1% change in interest rates, a bond's price generally changes approximately 1% in the opposite direction for every year of duration. For example, if a portfolio of fixed income securities has an average weighted duration of six years, its value can be expected to fall about 6% if interest rates rise by 1%. Conversely, the portfolio's value can be expected to rise approximately 6% if interest rates fall by 1%. As a result, prices of securities with longer durations tend to be more sensitive to interest rate changes than prices of securities with shorter durations. Unlike maturity, which considers only the date on which the final repayment of principal will be made, duration takes account of interim payments made during the life of the security. Duration is typically not equal to maturity. The Adviser may adjust the average weighted duration based on its interest rate outlook. If it believes that interest rates are likely to fall, it may attempt to buy securities with longer maturities. By contrast, if it believes interest rates are likely to rise, it may attempt to buy securities with shorter maturities or sell securities with longer maturities.

The Fund may invest in U.S. Treasury futures and options on U.S. Treasury futures to hedge against changes in interest rates.

Additionally, from time to time, in pursuing its investment strategies, the Fund may hold significant investments (25% or more of its assets) in a specific market sector, including the financials sector.

The Fund reserves the right to take temporary defensive positions that are inconsistent with the Fund's principal investment strategies in attempting to respond to adverse market,

economic, political or other conditions. If it does so, it may not achieve its investment objective. The Fund may also choose not to take defensive positions.

Information on the Fund's holdings can be found in the most recent annual report, and information concerning the Fund's policies and procedures with respect to disclosure of the Fund's portfolio holdings is available in the Fund's Statement of Additional Information (see back cover).

The Statement of Additional Information also describes non-principal investment strategies that the Fund may use, including investing in other types of investments that are not described in this prospectus.

Principal Risks:

You can lose money by investing in the Fund. Any investment carries with it some level of risk. There is no guarantee that the Fund will meet its investment objective. Here are the principal risks of investing in the Fund:

Credit Risk:

This is the risk that an issuer of bonds and other debt securities will be unable or unwilling to pay interest or principal when due. The prices of bonds and other debt securities are affected by the credit quality of the issuer and in the case of mortgage-backed and asset-backed securities, the credit quality of the underlying loans. Changes in the financial condition of an issuer, general economic conditions and specific economic conditions that affect a particular type of issuer can impact the credit quality of an issuer. Such changes may weaken an issuer's ability to make payments of principal or interest, or cause an issuer to fail to make timely payments of interest or principal. Lower quality debt securities generally tend to be more sensitive to these changes than higher quality debt securities, but the lowest rated category of investment grade securities may have speculative characteristics as well. While credit ratings may be available to assist in

evaluating an issuer's credit quality, they may not accurately predict an issuer's ability to make timely payment of principal and interest. During times of economic downturn, issuers of high yield debt securities may not have the ability to access the credit markets to refinance their bonds or meet other credit obligations.

Credit risk also applies to securities issued or guaranteed by the U.S. Government and by U.S. Government-sponsored enterprises that are not backed by the full faith and credit of the U.S. Government. The securities issued by U.S. Government-sponsored enterprises are supported only by the credit of the issuing agency, instrumentality or corporation. For example, securities issued by the Federal National Mortgage Association ("Fannie Mae") and the Federal Home Loan Mortgage Corporation ("Freddie Mac") are not backed by the full faith and credit of the U.S. Government. A security backed by the U.S. Government or the full faith and credit of the United States is guaranteed only as to the timely payment of interest and principal when held to maturity. The market prices for such securities are not guaranteed and will fluctuate.

Although the U.S. Treasury has supported Fannie Mae and Freddie Mac in the past, there is no guarantee it would do so again. Congress may alter the activities or operations of Fannie Mae and Freddie Mac, which could negatively impact the credit risk associated with Fannie Mae and Freddie Mac securities.

Derivatives Risk:

Investments in U.S. Treasury futures and options on U.S. Treasury futures to hedge against changes in interest rates involve risks, such as potential losses if interest rates do not move as expected and the potential for greater losses than if these techniques had not been used. There may be an imperfect correlation between the price of a derivative and the market value of the price of the assets hedged. The use of derivatives for hedging purposes may limit any potential gain that might result

from an increase in the value of the hedged position. These investments can increase the Fund's share price, magnify potential losses and expose the Fund to significant additional costs. In connection with certain transactions that may give rise to future payment obligations, including investments in derivatives, the Fund may be required to maintain a segregated amount of, or otherwise earmark, cash or liquid securities to cover the position or transaction, which cannot be sold while the position they are covering is outstanding, unless they are replaced with other assets of equal value. Moreover, derivatives may be difficult or impossible to sell, unwind, or value in the absence of a secondary trading market.

Exchange-Traded Funds Risk:

The risks of investing in securities of an ETF typically reflect the risks of the types of instruments in which the underlying ETF invests. Because ETFs are listed on an exchange, ETFs may be subject to trading halts and may trade at a discount or premium to their NAV. In addition, ETFs are investment companies, and the Fund will bear its proportionate share of the fees and expenses of an investment in an ETF. As a result, the Fund's expenses may be higher and performance may be lower.

High Yield Securities Risk:

High yield bonds and other types of high yield securities have greater credit risk than higher quality securities because the companies that issue them may not be as financially strong as companies with investment grade ratings. High yield securities, commonly referred to as junk bonds, are considered to be inherently speculative due to the risk associated with the issuer's continuing ability to make principal and interest payments. Lower quality securities generally tend to be more sensitive to these changes than higher quality securities. During times of economic stress, issuers of high yield securities may be unable to access the credit markets to refinance their bonds or

meet other credit obligations. Investments in high yield securities may be volatile.

Interest Rate Risk:

The market values of bonds and other debt securities are affected by changes in interest rates. In general, when interest rates rise, the market value of a debt security declines, and when interest rates decline, the market value of a debt security increases. Interest rates across the U.S. economy have recently increased and may continue to increase, perhaps significantly and/or rapidly, thereby heightening the Fund's exposure to the risks associated with rising interest rates. Generally, the longer the maturity and duration of a debt security, the greater its sensitivity to interest rates. The yields received by the Fund on its investments will generally decline as interest rates decline.

Market Risk:

The prices of the securities held by the Fund may decline in response to certain events, such as general economic and market conditions, adverse political or regulatory developments and interest rate fluctuations. These events may lead to periods of volatility, which may be exacerbated by changes in bond market size and structure. The ability of broker-dealers to make a market in debt securities has decreased in recent years, in part as a result of structural changes, including fewer proprietary trading desks at broker-dealers and increased regulatory capital requirements. Further, many broker-dealers have reduced their inventory of certain debt securities. This could negatively affect the Fund's ability to buy or sell debt securities, and increase their volatility and trading costs.

There is also the possibility that the value of the Fund's investments in high yield securities will decline due to drops in the overall high yield bond market. Changes in the economic climate, investor perceptions and stock market volatility can cause the prices of the Fund's fixed-income and high yield investments to

decline regardless of the conditions of the issuers held by the Fund.

Adverse market events may lead to increased redemptions, which could cause the Fund to experience a loss or difficulty in selling securities to meet redemption requests by shareholders. The risk of loss increases if the redemption requests are unusually large or frequent. The Fund is susceptible to the risk that certain investments may be difficult or impossible to sell at a time or price most favorable to the Fund, which could decrease the overall level of the Fund's liquidity and its ability to sell securities to meet redemptions. Market developments may cause the Fund's investments to become less liquid and subject to erratic price movements.

Prepayment and Extension Risk:

The Fund is subject to prepayment and extension risk since it invests in mortgage-backed and other asset-backed securities. When interest rates decline, borrowers tend to refinance their loans and the loans that back these securities suffer a higher rate of prepayment. This could cause a decrease in the Fund's income and share price. Extension risk is the flip side of prepayment risk. When interest rates rise, borrowers tend to repay their loans less quickly, which generally will increase the Fund's sensitivity to interest rates and its potential for price declines. The impact of prepayments and extensions on the price of mortgage-backed or other asset-backed securities may be difficult to predict and may increase their price volatility.

Sector Risk:

Issuers that are engaged in similar businesses may be similarly affected by particular economic or market events, which may, in certain circumstances, cause the value of the securities of issuers in a particular sector market to decline. To the extent the Fund has substantial holdings within a particular sector, the risks associated with that sector increase. To the extent the Fund invests significantly in the financials sector, the value of the Fund's

shares may be particularly vulnerable to factors affecting that sector, such as the availability and cost of capital funds, changes in interest rates, the rate of corporate and consumer debt defaults, credit ratings and quality, market liquidity, extensive government regulation and price competition. The impact of more stringent capital requirements and recent or future regulation of any individual financial company, or of the financials sector as a whole, cannot be predicted. In recent years, cyber attacks and technology malfunctions and failures have become increasingly frequent in this sector and have caused significant losses to companies in this sector, which may negatively impact the Fund.

Security Selection Risk:

Securities selected by the portfolio manager may perform differently than the overall market or may not meet the portfolio manager's expectations. This may be a result of specific factors relating to an issuer's financial condition or operations, changes in the economy, governmental actions or inactions, or changes in investor perceptions regarding the issuer.

An investment in the Fund is not a bank deposit and is not insured or guaranteed by the Federal Deposit Insurance Corporation or any other government agency.

What are the Opportunity Fund's objective, principal investment strategies and principal risks?

Objective:

The Fund seeks long-term capital growth.

Principal Investment Strategies:

The Fund invests primarily in mid- and small-size companies that the Fund's Adviser believes offer strong growth opportunities. The Fund also may invest in exchange-traded funds ("ETFs") to gain exposure to such securities. The Fund may continue to hold stocks of mid- and small-size companies that grow into large companies and may also invest opportunistically in stocks of larger companies.

The Fund uses a "bottom-up" approach to selecting investments. The Fund uses fundamental research to search for companies that have one or more of the following: a strong balance sheet; experienced management; above-average earnings growth potential; and stocks that are attractively priced. The Fund attempts to stay broadly diversified, but it may emphasize certain industry sectors based upon economic and market conditions.

The Fund may sell a stock if it becomes fully valued, its fundamentals have deteriorated or alternative investments become more attractive. The Fund may also sell a stock if it grows into a large, well-established company, although it may also continue to hold such a stock irrespective of its size.

The Fund reserves the right to take temporary defensive positions that are inconsistent with the Fund's principal investment strategies in attempting to respond to adverse market, economic, political or other conditions. If it does so, it may not achieve its investment objective. The Fund may also choose not to take defensive positions.

Information on the Fund's holdings can be found in the most recent annual report, and information concerning the Fund's policies and procedures with respect to disclosure of the Fund's portfolio holdings is available in the Fund's Statement of Additional Information (see back cover).

The Statement of Additional Information also describes non-principal investment strategies that the Fund may use, including investing in other types of investments that are not described in this prospectus.

Principal Risks:

You can lose money by investing in the Fund. Any investment carries with it some level of risk. There is no guarantee that the Fund will meet its investment objective. Here are the principal risks of investing in the Fund:

Exchange-Traded Funds Risk:

The risks of investing in securities of an ETF typically reflect the risks of the types of instruments in which the underlying ETF invests. Because ETFs are listed on an exchange, ETFs may be subject to trading halts and may trade at a discount or premium to their NAV. In addition, ETFs are investment companies, and the Fund will bear its proportionate share of the fees and expenses of an investment in an ETF. As a result, the Fund's expenses may be higher and performance may be lower.

Market Risk:

Stock prices may decline over short or even extended periods due to general economic and market conditions, adverse political or regulatory developments, a change in interest rates or a change in investor sentiment. Stock markets tend to run in cycles with periods when prices generally go up, known as “bull” markets, and periods when stock prices generally go down, referred to as “bear” markets. In addition, adverse market events may lead to increased redemptions, which could cause the Fund to experience a loss or difficulty in selling securities to meet redemption requests by shareholders. The risk of loss increases if the redemption requests are unusually large or frequent.

Mid-Size and Small-Size Company Risk:

The market risk associated with stocks of mid- and small-size companies is generally greater than that associated with stocks of larger, more established companies because stocks of mid- and small-size companies tend to experience sharper price fluctuations. Mid- and small-size companies may have limited product lines, markets or financial resources, may lack the competitive strength of larger issuers, may depend on a few key employees and may have less predictable earnings. Stocks of mid- to small-size companies are not as broadly traded as stocks of larger issuers and less publicly available information may be available about them. At times, it may be difficult for the Fund to sell mid-to- small-size company stocks at reasonable prices.

Security Selection Risk:

Securities selected by the portfolio manager may perform differently than the overall market or may not meet the portfolio manager’s expectations. This may be a result of specific factors relating to an issuer’s financial condition or operations, changes in the economy, governmental actions or inactions, or changes in investor perceptions regarding the issuer.

An investment in the Fund is not a bank deposit and is not insured or guaranteed by the Federal Deposit Insurance Corporation or any other government agency.

What are the Real Estate Fund's objective, principal investment strategies and principal risks?

Objective:

The Fund seeks total return.

Principal Investment Strategies:

Under normal circumstances, the Fund will invest at least 80% of its net assets (plus any borrowings for investment purposes) in common stocks and other equity securities of companies principally engaged in the real estate industry and/or investments that provide exposure to such companies. For purposes of this 80% policy, other equity securities may include, without limitation, preferred stock, equity-based ETFs and instruments that are convertible into common stock. The 80% policy is non-fundamental and may be changed without shareholder approval, but the Fund will provide shareholders with at least 60 days' notice before changing this 80% policy.

The Fund will normally invest its assets primarily in securities issued by real estate investment trusts ("REITs") listed on a U.S. stock exchange. Currently, the only REITs the Fund intends to invest in are U.S. exchange-listed REITs. The Fund will typically invest in equity REITs (i.e., REITs that directly own real estate), mortgage REITs (i.e., REITs that lend money directly to real estate owners and/or operators or invest in long-term mortgages or mortgage pools) and/or hybrid REITs (i.e., REITs that participate in both equity and mortgage investing).

The Fund may, to a lesser extent, also invest in securities of other companies principally engaged in the real estate industry. An issuer is principally "engaged in" the real estate industry if at least 50% of its assets, gross income or net profits is attributable to the ownership, net construction, management or sale of residential, commercial or industrial real estate, or to products or services related to the

real estate industry. The Fund may invest in REITs and real estate companies of any market capitalization.

The Fund generally uses a "bottom-up" approach in selecting investments that entails performing fundamental analyses to identify securities that the Fund's adviser believes can achieve superior returns, with a focus on companies with high, consistent return on invested capital, recurring operating income and strong capital structure. The Fund will generally consider investments that meet one or more of the following criteria: discount to intrinsic value, attractive valuation relative to industry peers or the presence of a potential stock-specific catalyst.

The Fund may sell a security if it becomes fully valued, its fundamentals have deteriorated or alternative investment opportunities become more attractive.

The Fund will concentrate its investments in the real estate industry. The Fund is non-diversified.

The Fund reserves the right to take temporary defensive positions that are inconsistent with the Fund's principal investment strategies in attempting to respond to adverse market, economic, political or other conditions. If it does so, it may not achieve its investment objective. The Fund may also choose not to take defensive positions.

Information on the Fund's holdings can be found in the most recent annual report, and information concerning the Fund's policies and procedures with respect to disclosure of

the Fund's portfolio holdings is available in the Fund's Statement of Additional Information (see back cover).

The Statement of Additional Information also describes non-principal investment strategies that the Fund may use, including investing in other types of investments that are not described in this prospectus.

Principal Risks:

You can lose money by investing in the Fund. Any investment carries with it some level of risk. There is no guarantee that the Fund will meet its investment objective. Here are the principal risks of investing in the Fund:

Industry Concentration Risk:

The Fund's strategy of concentrating its investments in issuers engaged in the real estate industry means that the Fund's performance will be closely tied to the performance of that market segment. The Fund's concentration in real estate issuers may present more risks than if it were invested more broadly over numerous industries and sectors of the economy. The Fund will be more susceptible to adverse economic, market, political or regulatory occurrences affecting the real estate industry than a fund that is less concentrated.

Interest Rate Risk:

The prices of securities issued by real estate companies, including REITs, are sensitive to interest rates. In general, when interest rates rise, the market values of real estate and real estate companies decline. Interest rates across the U.S. economy have recently increased and may continue to increase, perhaps significantly and/or rapidly, thereby heightening the Fund's exposure to the risks associated with rising interest rates.

Liquidity Risk:

The Fund is susceptible to the risk that certain investments may be difficult or impossible to sell at a time or price most favorable to the Fund, which could decrease the overall level of

the Fund's liquidity and its ability to sell securities to meet redemptions. As a result, the Fund may have to lower the price on certain investments that it is trying to sell, sell the investments at a loss, sell other investments instead or forego an investment opportunity, any of which could adversely affect the Fund. The Fund could lose money or face difficulty in meeting shareholder redemptions if it cannot sell an investment at the time and price that would be beneficial to the Fund. Market developments may cause the Fund's investments to become less liquid and subject to erratic price movements, which may have an adverse effect on the Fund.

Liquidity risk is heightened for real estate companies and REITs with smaller market capitalizations, limited investments, larger amounts of debt, or higher levels of exposure to sub-prime mortgages. During certain periods, the liquidity of a particular real estate issuer or the real estate industry, generally, may decrease as a result of adverse economic, market or political events, or adverse investor perceptions, whether accurate or not.

Market Risk:

The prices of equity securities, including securities issued by REITs, may decline or experience volatility over short or even extended periods due to general economic and market conditions, adverse political or regulatory developments, a change in interest rates or a change in investor sentiment. Stock markets tend to run in cycles with periods when prices generally go up, known as "bull" markets, and periods when stock prices generally go down, referred to as "bear" markets. In addition, adverse market events may lead to increased redemptions, which could cause the Fund to experience a loss or difficulty in selling securities to meet redemption requests by shareholders. The risk of loss increases if the redemption requests are unusually large or frequent.

Mid-Size and Small-Size Company Risk:

The market risk associated with securities of mid- and small-size companies is generally greater than that associated with securities of larger, more established companies because securities of mid- and small-size companies tend to experience sharper price fluctuations. Mid- and small-size companies may have limited product lines, markets or financial resources, may lack the competitive strength of larger issuers, may depend on a few key employees and may have less predictable earnings. Stocks of mid- to small-size companies are not as broadly traded as stocks of larger issuers and less publicly available information may be available about them. At times, it may be difficult for the Fund to sell securities of mid- to small-size issuers at favorable prices.

Non-Diversification Risk:

The Fund is non-diversified and, as such, its assets may be invested in a limited number of issuers. This means that the Fund's performance may be substantially impacted by the change in value of even a single holding. The Fund's share price can therefore be expected to fluctuate more than the share price of a diversified fund. Moreover, the Fund's share price may decline even when the overall market is increasing. Accordingly, an investment in the Fund therefore may entail greater risks than an investment in a diversified investment company.

Prepayment and Extension Risk:

When interest rates decline, borrowers tend to refinance their mortgages. When this occurs, mortgages may suffer a higher rate of prepayment and a mortgage or hybrid REIT's income and share price may decline. Extension risk is the flip side of prepayment risk. When interest rates rise, borrowers tend to repay their mortgages less quickly, which generally increases a mortgage or hybrid REIT's sensitivity to interest rates and its potential for price declines. The impact of prepayments and extensions on the price of a real estate or REIT security may be difficult to

predict and may increase the security's price volatility.

Real Estate Investments Risk:

The Fund is subject to the risks related to investments in real estate, including declines in the real estate market, decreases in property revenues, increases in interest rates, increases in property taxes and operating expenses, legal and regulatory changes, a lack of credit or capital, defaults by borrowers or tenants, environmental problems and natural disasters. The real estate industry is particularly sensitive to economic downturns. Real estate companies and REITs may experience cycles of relative underperformance and outperformance in comparison to the equity markets in general.

REIT Risk:

In addition to the risks associated with the real estate industry, REITs are subject to additional risks, including those related to adverse governmental actions, declines in property value, and the potential failure to qualify for federal tax-free pass through of net income and gains and exemption from registration as an investment company. The failure of a company in which the Fund invests to qualify for treatment as a REIT under federal tax law may have an adverse impact on the Fund. REITs also are subject to heavy cash flow dependency, defaults by borrowers and self-liquidation. In the event of a default by a borrower or lessee, a REIT may experience delays in enforcing its rights as a mortgagee or lessor and may incur substantial costs to protect its investments. REITs are dependent upon specialized management skills and may invest in relatively few properties, a small geographic area or a small number of property types. Investments in REITs may be volatile. REITs are pooled investment vehicles with their own fees and expenses, and the Fund will indirectly bear a proportionate share of those fees and expenses.

Security Selection Risk:

Securities selected by the portfolio manager may perform differently than the overall market or may not meet the portfolio manager's expectations. This may be a result of specific factors relating to an issuer's financial condition or operations, changes in the economy, governmental actions or inactions, or changes in investor perceptions regarding the issuer.

An investment in the Fund is not a bank deposit and is not insured or guaranteed by the Federal Deposit Insurance Corporation or any other government agency.

What are the Select Growth Fund's objective, principal investment strategies and principal risks?

Objective:

The Fund seeks long-term growth of capital.

Principal Investment Strategies:

The Fund invests in a portfolio of approximately 40-45 common stocks that the Fund's subadviser, Smith Asset Management Group, L.P. ("Smith"), believes offers the best potential for earnings growth with the lowest risk of negative earnings surprises. The Fund is managed by an investment team.

When selecting investments for the Fund, Smith employs quantitative and qualitative analysis to identify high quality companies that it believes have the ability to accelerate earnings growth and exceed investor expectations. The security selection process consists of three steps. Beginning with a universe of stocks that includes large-, mid- and small-size companies, Smith's investment team first conducts a series of risk control and valuation screens designed to eliminate those stocks that are highly volatile or are more likely to underperform the market. Smith considers four primary factors when conducting the risk control and valuation screens. Those factors are: valuation, financial quality, stock volatility and corporate governance.

Stocks that pass the initial screens are then evaluated using a proprietary methodology that attempts to identify stocks with the highest probability of producing an earnings growth rate that exceeds investor expectations. In other words, the investment team seeks to identify stocks that are well positioned to benefit from a positive earnings surprise. The process incorporates the following considerations: changes in Wall Street opinions, individual analysts' historical

accuracy, earnings quality analysis and corporate governance practices.

The screening steps produce a list of approximately 80-100 eligible companies that are subjected to traditional fundamental analysis to further understand each company's business prospects, earnings potential, strength of management and competitive positioning. The investment team uses the results of this analysis to construct a portfolio of approximately 40-45 stocks that are believed to have the best growth and risk characteristics.

Holdings in the portfolio become candidates for sale if the investment team identifies what they believe to be negative investment or performance characteristics. Reasons to sell a stock may include: a negative earnings forecast or report, valuation concerns, company officials' downward guidance on company performance or earnings or announcement of a buyout. When a stock is eliminated from the portfolio, it is generally replaced with the stock that the investment team considers to be the next best stock that has been identified by Smith's screening process. Additionally, from time to time, in pursuing its investment strategies, the Fund may hold significant investments (25% or more of its assets) in a specific market sector, including the information technology sector.

The Fund reserves the right to take temporary defensive positions that are inconsistent with the Fund's principal investment strategies in attempting to respond to adverse market, economic, political or other conditions. If it

does so, it may not achieve its investment objective. The Fund may also choose not to take defensive positions.

Information on the Fund's holdings can be found in the most recent annual report, and information concerning the Fund's policies and procedures with respect to disclosure of the Fund's portfolio holdings is available in the Fund's Statement of Additional Information (see back cover).

The Statement of Additional Information also describes non-principal investment strategies that the Fund may use, including investing in other types of investments that are not described in this prospectus.

Principal Risks:

You can lose money by investing in the Fund. Any investment carries with it some level of risk. There is no guarantee that the Fund will meet its investment objective. Here are the principal risks of investing in the Fund:

Focused Portfolio Risk:

Because the Fund generally invests in a limited portfolio of only 40 to 45 stocks, it may be more volatile and substantially impacted by the change in value of a single holding than other funds whose portfolios may contain a larger number of securities. The performance of any one of the Fund's stocks could significantly impact the Fund's performance.

Growth Stock Risk:

The Fund's focus on growth stocks increases the potential volatility of its share price. Growth stocks are stocks of companies which are expected to increase their revenues or earnings at above average rates. If expectations are not met, the prices of these stocks may decline significantly.

Market Risk:

Stock prices may decline over short or even extended periods due to general economic and market conditions, adverse political or

regulatory developments, a change in interest rates or a change in investor sentiment. Stock markets tend to run in cycles, with periods when prices generally go up, known as "bull" markets, and periods when stock prices generally go down, referred to as "bear" markets. In addition, adverse market events may lead to increased redemptions, which could cause the Fund to experience a loss or difficulty in selling securities to meet redemption requests by shareholders. The risk of loss increases if the redemption requests are unusually large or frequent.

Mid-Size and Small-Size Company Risk:

The market risk associated with stocks of mid- and small-size companies is generally greater than that associated with stocks of larger, more established companies because stocks of mid- and small-size companies tend to experience sharper price fluctuations. Mid- and small-size companies may have limited product lines, markets or financial resources, may lack the competitive strength of larger issuers, may depend on a few key employees and may have less predictable earnings. Stocks of mid- to small-size companies are not as broadly traded as stocks of larger issuers and less publicly available information may be available about them. At times, it may be difficult for the Fund to sell mid-to- small-size company stocks at reasonable prices.

Sector Risk:

Issuers that are engaged in similar businesses may be similarly affected by particular economic or market events, which may, in certain circumstances, cause the value of the securities of issuers in a particular sector market to decline. To the extent the Fund has substantial holdings within a particular sector, the risks associated with that sector increase. To the extent the Fund invests significantly in the information technology sector, the value of the Fund's shares may be particularly vulnerable to factors affecting that sector, intense competition, both domestically and internationally, which may have an adverse effect on their profit margins. Like other

technology companies, information technology companies may have limited product lines, markets, financial resources or personnel. The products of information technology companies may face obsolescence due to rapid technological developments, frequent new product introduction, unpredictable changes in growth rates and competition for the services of qualified personnel. Companies in the information technology sector are heavily dependent on patent and intellectual property rights. The loss or impairment of these rights may adversely affect the profitability of these companies.

Security Selection Risk:

Securities selected by the portfolio manager may perform differently than the overall market or may not meet the portfolio manager's expectations. This may be a result of specific factors relating to an issuer's financial condition or operations, changes in the economy, governmental actions or inactions, or changes in investor perceptions regarding the issuer.

An investment in the Fund is not a bank deposit and is not insured or guaranteed by the Federal Deposit Insurance Corporation or any other government agency.

What are the Special Situations Fund's objective, principal investment strategies and principal risks?

Objective:

The Fund seeks long-term growth of capital.

Principal Investment Strategies:

The Fund invests primarily in common stocks of small-size companies that the Fund's adviser believes are undervalued, and generally invests in companies that are experiencing a "special situation" that makes them undervalued relative to their long-term potential. Developments creating special situations may include mergers, spin-offs, litigation resolution, new products, or management changes. Although the Fund normally invests in stocks of smaller size companies, the Fund may also invest in stocks of mid-size or large companies. The Fund also may invest in exchange-traded funds ("ETFs") to gain exposure to stocks, and in real estate investment trusts ("REITs").

The Fund uses a "bottom-up" approach to selecting investments. The Fund uses fundamental research to search for companies that have one or more of the following: a strong balance sheet; experienced management; above-average earnings growth potential; and stocks that are attractively priced.

The Fund may sell a stock if it becomes fully valued, it appreciates in value to the point that it is no longer a small-size company stock, its fundamentals have deteriorated or alternative investments become more attractive.

The Fund may, at times, engage in short-term trading, which could produce higher portfolio turnover, transaction costs and may result in a lower total return for the Fund.

The Fund reserves the right to take temporary defensive positions that are inconsistent with the Fund's principal investment strategies in attempting to respond to adverse market, economic, political or other conditions. If it does so, it may not achieve its investment objective. The Fund may also choose not to take defensive positions.

Information on the Fund's holdings can be found in the most recent annual report, and information concerning the Fund's policies and procedures with respect to disclosure of the Fund's portfolio holdings is available in the Fund's Statement of Additional Information (see back cover).

The Statement of Additional Information also describes non-principal investment strategies that the Fund may use, including investing in other types of investments that are not described in this prospectus.

Principal Risks:

You can lose money by investing in the Fund. Any investment carries with it some level of risk. There is no guarantee that the Fund will meet its investment objective. Here are the principal risks of investing in the Fund:

Exchange-Traded Funds Risk:

The risks of investing in securities of an ETF typically reflect the risks of the types of instruments in which the underlying ETF invests. Because ETFs are listed on an exchange, ETFs may be subject to trading halts

and may trade at a discount or premium to their NAV. In addition, ETFs are investment companies, and the Fund will bear its proportionate share of the fees and expenses of an investment in an ETF. As a result, the Fund's expenses may be higher and performance may be lower.

Market Risk:

Stock prices may decline over short or even extended periods due to general economic and market conditions, adverse political or regulatory developments, a change in interest rates or a change in investor sentiment. Stock markets tend to run in cycles with periods when prices generally go up, known as "bull" markets, and periods when stock prices generally go down, referred to as "bear" markets. In addition, adverse market events may lead to increased redemptions, which could cause the Fund to experience a loss or difficulty in selling securities to meet redemption requests by shareholders. The risk of loss increases if the redemption requests are unusually large or frequent.

REIT Risk:

In addition to the risks associated with the real estate industry, which include declines in the real estate market, decreases in property revenues, increases in interest rates, increases in property taxes and operating expenses, legal and regulatory changes, a lack of credit or capital, defaults by borrowers or tenants, environmental problems and natural disasters, REITs are subject to additional risks, including those related to adverse governmental actions, declines in property value, and the potential failure to qualify for federal tax-free pass through of net income and gains and exemption from registration as an investment company. The failure of a company in which the Fund invests to qualify for treatment as a REIT under federal tax law may have an adverse impact on the Fund. REITs also are subject to heavy cash flow dependency, defaults by borrowers and self-liquidation. In the event of a default by a borrower or lessee, a REIT may experience delays in enforcing its

rights as a mortgagee or lessor and may incur substantial costs to protect its investments. REITs are dependent upon specialized management skills and may invest in relatively few properties, a small geographic area or a small number of property types. Investments in REITs may be volatile. REITs are pooled investment vehicles with their own fees and expenses, and the Fund will indirectly bear a proportionate share of those fees and expenses.

Security Selection Risk:

Securities selected by the portfolio manager may perform differently than the overall market or may not meet the portfolio manager's expectations. This may be a result of specific factors relating to an issuer's financial condition or operations, changes in the economy, governmental actions or inactions, or changes in investor perceptions regarding the issuer.

Small-Size and Mid-Size Company Risk:

The market risk associated with stocks of small- and mid-size companies is generally greater than that associated with stocks of larger, more established companies because stocks of small- and mid-size companies tend to experience sharper price fluctuations. Mid- and small-size companies may have limited product lines, markets or financial resources, may lack the competitive strength of larger issuers, may depend on a few key employees and may have less predictable earnings. Stocks of mid- to small-size companies are not as broadly traded as stocks of larger issuers and less publicly available information may be available about them. At times, it may be difficult for the Fund to sell small-to-mid-size company stocks at reasonable prices.

Undervalued Securities Risk:

The Fund seeks to invest in stocks that are undervalued and that will rise in value due to anticipated events or changes in investor perceptions. If these events do not occur, are delayed or investor perceptions about the securities do not improve, the market price of these securities may not rise as expected or may fall. Moreover, value stocks may fall out of favor with investors and decline in price as a class.

An investment in the Fund is not a bank deposit and is not insured or guaranteed by the Federal Deposit Insurance Corporation or any other government agency.

What are the Total Return Fund's objective, principal investment strategies and principal risks?

Objective:

The Fund seeks high, long-term total investment return consistent with moderate investment risk.

Principal Investment Strategies:

The Fund allocates its assets among stocks, bonds and money market instruments. While the percentage of assets allocated to each asset class is flexible rather than fixed, the Fund normally invests at least 50% of its net assets in stocks and at least 30% in bonds, cash, and money market instruments. The percentages may change due to, among other things, market fluctuations or reallocation decisions by the Fund's portfolio managers.

In connection with the determination of the Fund's allocation ranges, the Adviser considers various factors, including existing and projected market conditions for equity and fixed income securities. Once the asset allocation for bonds, stocks and money market instruments has been set, the Adviser uses fundamental research and analysis to determine which particular investments to purchase or sell. The percentage allocations within the above ranges may change due to, among other things, market fluctuations or reallocation decisions by Foresters Investment Management Company, Inc. ("Adviser"). Reallocations are expected to occur infrequently and only when the Fund's investments in bonds, stocks and money market instruments fall outside of the above ranges.

The Adviser selects investments in common stocks based on their potential for capital growth, current income or both. The Adviser considers, among other things, the issuer's financial strength, management, earnings growth potential and history (if any) of paying

dividends. The Adviser will normally diversify the Fund's stock holdings among stocks of large-, mid- and small-size companies.

The Adviser selects individual investments in bonds by first considering the outlook for the economy and interest rates, and thereafter, a particular security's characteristics. The Adviser will typically diversify its bond holdings among different types of bonds and other debt securities, including corporate bonds, U.S. Government securities, U.S. Government-sponsored enterprise securities, which may not be backed by the full faith and credit of the U.S. Government, and mortgage-backed and other asset-backed securities.

The Adviser may sell a security if it becomes fully valued, its fundamentals have deteriorated, alternative investments become more attractive or if it is necessary to rebalance the portfolio.

To a lesser extent, the Fund also invests in high yield, below investment grade corporate bonds (commonly known as "high yield" or "junk bonds"). The Adviser has retained Muzinich & Co, Inc. ("Muzinich") as a subadviser to manage this portion of the Fund. High yield bonds include both bonds that are rated below Baa3 by Moody's Investors Service, Inc. or below BBB- by S&P Global Ratings as well as unrated bonds that are determined by Muzinich to be of equivalent quality. The Fund may also be exposed to high yield securities through the Adviser's investments in exchange-traded funds ("ETFs").

High yield bonds generally provide higher income than investment grade bonds to compensate investors for their higher risk of default (i.e., failure to make required interest or principal payments). High yield securities may be backed by receivables or other assets. Muzinich attempts to invest in bonds that have stable to improving credit quality and potential for capital appreciation because of a credit rating upgrade or an improvement in the outlook for a particular company, industry or the economy as a whole. Although Muzinich will consider ratings assigned by ratings agencies in selecting high yield bonds, it relies principally on its own research and investment analysis. Muzinich may sell a bond when it shows deteriorating fundamentals or it falls short of the portfolio manager's expectations. It may also decide to continue to hold a bond (or related securities, such as stocks or warrants) after its issuer defaults or is subject to a bankruptcy.

The Fund may also invest in U.S. Treasury futures and options on U.S. Treasury futures to hedge against changes in interest rates.

The Fund reserves the right to take temporary defensive positions that are inconsistent with the Fund's principal investment strategies in attempting to respond to adverse market, economic, political or other conditions. If it does so, it may not achieve its investment objective. The Fund may also choose not to take defensive positions.

Information on the Fund's holdings can be found in the most recent annual report, and information concerning the Fund's policies and procedures with respect to disclosure of the Fund's portfolio holdings is available in the Fund's Statement of Additional Information (see back cover).

The Statement of Additional Information also describes non-principal investment strategies that the Fund may use, including investing in other types of investments that are not described in this prospectus.

Principal Risks:

You can lose money by investing in the Fund. Any investment carries with it some level of risk. There is no guarantee that the Fund will meet its investment objective. Here are the principal risks of investing in the Fund:

Allocation Risk:

The allocation of the Fund's investments may have a significant effect on its performance. The Fund may allocate assets to investment classes that underperform other classes. For example, the Fund may be overweighted in stocks when the stock market is falling and the bond market is rising.

Credit Risk:

This is the risk that an issuer of bonds and other debt securities will be unable or unwilling to pay interest or principal when due. The prices of bonds and other debt securities are affected by the credit quality of the issuer and, in the case of mortgage-backed and other asset-backed securities, the credit quality of the underlying loans. Changes in the financial condition of an issuer, general economic conditions and specific economic conditions that affect a particular type of issuer can impact the credit quality of an issuer. Such changes may weaken an issuer's ability to make payments of principal or interest, or cause an issuer to fail to make timely payments of interest or principal. Lower quality debt securities generally tend to be more sensitive to these changes than higher quality debt securities. The lowest rated category of investment grade debt securities may have speculative characteristics. While credit ratings may be available to assist in evaluating an issuer's credit quality, they may not accurately predict an issuer's ability to make timely payments of principal and interest.

Credit risk also applies to securities issued or guaranteed by the U.S. Government and by U.S. Government-sponsored enterprises that are not backed by the full faith and credit of the U.S. Government. The securities issued by U.S.

Government-sponsored enterprises are supported only by the credit of the issuing agency, instrumentality or corporation. For example, securities issued by the Federal National Mortgage Association (“Fannie Mae”) and the Federal Home Loan Mortgage Corporation (“Freddie Mac”) are not backed by the full faith and credit of the U.S. Government. A security backed by the U.S. Government or the full faith and credit of the United States is guaranteed only as to the timely payment of interest and principal when held to maturity. The market prices for such securities are not guaranteed and will fluctuate.

Although the U.S. Treasury has supported Fannie Mae and Freddie Mac in the past, there is no guarantee it would do so again. Congress may alter the activities or operations of Fannie Mae and Freddie Mac which could negatively impact the credit risk associated with Fannie Mae and Freddie Mac securities.

Derivatives Risk:

Investments in U.S. Treasury futures and options on U.S. Treasury futures to hedge against changes in interest rates involve risks, such as potential losses if interest rates do not move as expected and the potential for greater losses than if these techniques had not been used. There may be an imperfect correlation between the price of a derivative and the market value of the assets hedged. The use of derivatives for hedging purposes may limit any potential gain that might result from an increase in the value of the hedged position. These investments can increase the Fund’s share price, magnify potential losses and expose the Fund to significant additional costs. In connection with certain transactions that may give rise to future payment obligations, including investments in derivatives, the Fund may be required to maintain a segregated amount of, or otherwise earmark, cash or liquid securities to cover the position or transaction, which cannot be sold while the position they are covering is outstanding, unless they are replaced with other assets of equal value. Moreover, derivatives may be

difficult or impossible to sell, unwind, or value in the absence of a secondary trading market.

Exchange-Traded Funds Risk:

The risks of investing in securities of an ETF typically reflect the risks of the types of instruments in which the underlying ETF invests. Because ETFs are listed on an exchange, ETFs may be subject to trading halts and may trade at a discount or premium to their NAV. In addition, ETFs are investment companies, and the Fund will bear its proportionate share of the fees and expenses of an investment in an ETF. As a result, the Fund’s expenses may be higher and performance may be lower.

High Yield Securities Risk:

High yield bonds and other types of high yield securities have greater credit risk than higher quality securities because the companies that issue them may not be as financially strong as companies with investment grade ratings. High yield securities, commonly referred to as junk bonds, are considered to be inherently speculative due to the risk associated with the issuer’s continuing ability to make principal and interest payments. Lower quality securities generally tend to be more sensitive to these changes than higher quality securities. During times of economic stress, issuers of high yield securities may be unable to access the credit markets to refinance their bonds or meet other credit obligations. Investments in high yield securities may be volatile.

Interest Rate Risk:

The market values of bonds and other debt securities are affected by changes in interest rates. In general, when interest rates rise, the market value of a debt security declines, and when interest rates decline, the market value of a debt security increases. Interest rates across the U.S. economy have recently increased and may continue to increase, perhaps significantly and/or rapidly, thereby heightening the Fund’s exposure to the risks associated with rising interest rates. Generally,

the longer the maturity and duration of a debt security, the greater its sensitivity to interest rates. Duration is a measure of a debt security's sensitivity to changes in interest rates. For every 1% change in interest rates, a debt security's price generally changes approximately 1% in the opposite direction for every year of duration. For example, if a portfolio of debt securities has an average weighted duration of three years, its value can be expected to fall about 3% if interest rates rise by 1%. Conversely, the portfolio's value can be expected to rise approximately 3% if interest rates fall by 1%. The yields received by the Fund on its investments will generally decline as interest rates decline.

Market Risk:

Stock prices may decline over short or even extended periods due to general economic and market conditions, adverse political or regulatory developments, a change in interest rates or a change in investor sentiment. Stock markets tend to run in cycles with periods when prices generally go up, known as "bull" markets, and periods when stock prices generally go down, referred to as "bear" markets.

Similarly, bond prices fluctuate in value with changes in interest rates, the economy and the financial conditions of companies that issue them. In general, bonds decline in value when interest rates rise. While stocks and bonds may react differently to economic events, there are times when stocks and bonds both may decline in value simultaneously.

There is also the possibility that the value of the Fund's investments in high yield securities will decline due to drops in the overall high yield bond market. Changes in the economic climate, investor perceptions and stock market volatility can cause the prices of the Fund's fixed-income and high yield investments to decline regardless of the conditions of the issuers held by the Fund.

The ability of broker-dealers to make a market in debt securities has decreased in recent

years, in part as a result of structural changes, including fewer proprietary trading desks at broker-dealers and increased regulatory capital requirements. Further, many broker-dealers have reduced their inventory of certain debt securities. This could negatively affect the Fund's ability to buy or sell debt securities, and increase their volatility and trading costs.

Adverse market events may lead to increased redemptions, which could cause the Fund to experience a loss or difficulty in selling securities to meet redemption requests by shareholders. The risk of loss increases if the redemption requests are unusually large or frequent. The Fund is susceptible to the risk that certain investments may be difficult or impossible to sell at a time or price most favorable to the Fund, which could decrease the overall level of the Fund's liquidity and its ability to sell securities to meet redemptions. Market developments may cause the Fund's investments to become less liquid and subject to erratic price movements.

Mid-Size and Small-Size Company Risk:

The market risk associated with stocks of mid- and small-size companies is generally greater than that associated with stocks of larger, more established companies because stocks of mid- and small-size companies tend to experience sharper price fluctuations. Mid- and small-size companies may have limited product lines, markets or financial resources, may lack the competitive strength of larger issuers, may depend on a few key employees and may have less predictable earnings. Stocks of mid- to small-size companies are not as broadly traded as stocks of larger issuers and less publicly available information may be available about them. At times, it may be difficult for the Fund to sell mid-to- small-size company stocks at reasonable prices.

Prepayment and Extension Risk:

The Fund is subject to prepayment and extension risk since it invests in mortgage-backed and other asset-backed securities. When interest rates decline, borrowers tend to

refinance their loans and the loans that back these securities suffer a higher rate of prepayment. This could cause a decrease in the Fund's income and share price. Extension risk is the flip side of prepayment risk. When interest rates rise, borrowers tend to repay their loans less quickly which will generally increase both the Fund's sensitivity to rising interest rates and its potential for price declines. The impact of prepayments and extensions on the price of mortgage-backed and other asset-backed securities may be difficult to predict and may increase their price volatility.

Security Selection Risk:

Securities selected by the portfolio manager may perform differently than the overall market or may not meet the portfolio manager's expectations. This may be a result of specific factors relating to an issuer's financial condition or operations, changes in the economy, governmental actions or inactions, or changes in investor perceptions regarding the issuer.

An investment in the Fund is not a bank deposit and is not insured or guaranteed by the Federal Deposit Insurance Corporation or any other government agency.

FUND MANAGEMENT IN GREATER DETAIL

The Adviser.

Foresters Investment Management Company, Inc. ("FIMCO" or "Adviser") is the investment adviser to each Fund. FIMCO has been the investment adviser to the First Investors Family of Funds since 1965. Its address is 40 Wall Street, New York, NY 10005. As of the date of this prospectus, FIMCO serves as investment adviser to 51 mutual funds or series of funds with total net assets of approximately \$13.0 billion as of December 31, 2017. FIMCO supervises all aspects of each Fund's operations.

For the fiscal year ended December 31, 2017, FIMCO received advisory fees, net of waiver (if any), as follows: 0.60% of average daily net assets for the Balanced Income Fund; 0.75% of average daily net assets for Covered Call Strategy Fund; 0.75% of average daily net assets for Equity Income Fund; 0.75% of average daily net assets for Fund For Income; 0.60% of average daily net assets for Government Fund; 0.16% of average daily net assets for Government Cash Management Fund; 0.73% of average daily net assets for Growth & Income Fund; 0.75% of average daily net assets for International Fund; 0.60% of average daily net assets for Investment Grade Fund; 0.60% of average daily net assets for Limited Duration Bond Fund; 0.75% of average daily net assets for Opportunity Fund; 0.75% of average daily net assets for Real Estate Fund; 0.75% of average daily net assets for Select Growth Fund; 0.75% of average daily net assets for Special Situations Fund; and 0.75% of average daily net assets for Total Return Fund.

During the fiscal year ended December 31, 2017, the Adviser waived advisory fees for the: Balanced Income Fund in the amount of 0.15%; Government Fund in the amount of 0.15%; Government Cash Management Fund in the amount of 0.59%; Investment Grade Fund in the amount of 0.15%; and Limited Duration Bond Fund in the amount of 0.15%. These waivers are not reflected in the Annual Fund

Operating Expenses tables, which are located in "The Funds Summary Section" of this prospectus. The above fee waivers and/or expense reimbursements may be discontinued by FIMCO at any time without notice.

Descriptions of the factors considered by the Board of Trustees in approving the Advisory and Subadvisory Agreements for each Fund are available in the Funds' Semi-Annual Report for the period ended June 30, 2017.

Information regarding each of the Portfolio Managers who is primarily responsible for managing all or a portion of the assets of a Fund, except as otherwise indicated in "The Funds Summary Section", is set forth below.

Steven S. Hill has served as interim Co-Director of Equities since March 2018. He serves as Portfolio Manager of the Opportunity Fund and has served as Portfolio Manager or Co-Portfolio Manager of the Opportunity Fund since its inception in 2012 and he has served as Portfolio Manager of the Special Situations Fund since 2013. Mr. Hill also serves as Portfolio Manager for other First Investors Funds and joined FIMCO in 2002 as an equity analyst.

Sean Reidy has served as interim Co-Director of Equities since March 2018. He has served as Portfolio Manager of the Equity Income Fund since 2011 and the Growth & Income Fund as of March 2018. He also serves as Portfolio Manager to other First Investors Funds. Prior to joining FIMCO in 2010, Mr. Reidy was a proprietary trader at First New York Securities (2008-2010) and served as Co-Portfolio Manager and Research Director at Olstein Capital Management (1996-2007).

Rajeev Sharma serves as Portfolio Manager of the Investment Grade Fund and he has served as Portfolio Manager or Co-Portfolio Manager of the Fund since 2009 and also serves as Portfolio Manager of other First Investors Funds. Mr. Sharma has served as Director of Fixed Income since 2016. Mr. Sharma joined

FIMCO in 2009 and prior to joining FIMCO, Mr. Sharma was a Vice-President and Senior Corporate Credit Analyst at Lazard Asset Management, LLC (2005-2009) and Associate Director, Corporate Ratings at Standard & Poor's Ratings Services (2002-2005).

The Balanced Income Fund and Total Return Fund each is managed by Mr. Reidy and Mr. Sharma. They jointly decide what portion of each Fund's assets should be allocated to stocks, bonds and cash. Mr. Reidy is primarily responsible for managing each Fund's investments in stocks and Mr. Sharma is primarily responsible for managing each Fund's investments in bonds and cash. Mr. Reidy has served as Portfolio Manager of each Fund since March 2018. Mr. Sharma has served as Portfolio Manager of each Fund since 2017.

Rodwell Chadehumbe serves as Portfolio Manager of the Government Fund and has served as Portfolio Manager or Co-Portfolio Manager of the Fund since 2012. He has also served as Portfolio Manager of the Limited Duration Bond Fund since 2014 and serves as a Portfolio Manager of other First Investors Funds. Prior to joining FIMCO in 2012, Mr. Chadehumbe served as Portfolio Manager at Clear Arc Capital, Inc. (f/k/a Fifth Third Asset Management, Inc.) (2008-2012).

Evann Snyder has served as the Assistant Portfolio Manager of the Growth & Income Fund since joining FIMCO in 2015 and also serves as the Assistant Portfolio Manager to another First Investors Fund. Prior to joining FIMCO, Mr. Snyder was an equity analyst with Invesco (2007-2014) and served in earlier roles at IBM Corporation and Credit Suisse First Boston.

Vincent Kwong, CFA, has served as the Real Estate Fund's Portfolio Manager since the Fund's inception in 2015. Mr. Kwong also serves as Portfolio Manager of another First Investors Fund. Prior to joining FIMCO in January 2017, Mr. Kwong was an employee of The Independent Order of Foresters ("IOF"), FIMCO's ultimate parent where he was

responsible for U.S. and Canadian equities and the management of an IOF separate account that invests in U.S. REITs. He assumed the role of Portfolio Manager for that account in October 2010. He holds a Bachelor of Administrative and Commercial Studies degree from the University of Western Ontario. He is also a CFA charterholder and is a member of the Toronto CFA Society.

The Subadvisers.

Vontobel Asset Management, Inc. ("Vontobel") serves as the investment subadviser of the International Fund. Vontobel has discretionary trading authority over all of the Fund's assets, subject to continuing oversight and supervision by FIMCO and the Fund's Board of Trustees. Vontobel is located at 1540 Broadway, New York, NY 10036. Vontobel is a wholly-owned and controlled subsidiary of Vontobel Holding AG, a Swiss bank holding company, having its registered offices in Zurich, Switzerland. Vontobel acts as the subadviser to six series of a Luxembourg investment fund that accepts investments from non-U.S. investors only and that was organized by an affiliate of Vontobel. Vontobel has provided investment advisory services to mutual fund clients since 1990. As of December 31, 2017, Vontobel managed approximately \$38 billion in assets.

Matthew Benkendorf, Managing Director, Chief Investment Officer and Portfolio Manager for Vontobel, has served as Portfolio Manager of the International Fund since 2016 and also serves as a Portfolio Manager for another First Investors Fund. Mr. Benkendorf joined Vontobel in 1999 and has been a portfolio manager at Vontobel since 2006. Daniel Kranson and David Souccar, each an Executive Director, Senior Research Analyst and Portfolio Manager for Vontobel, have each served as a Deputy Portfolio Manager of the International Fund since 2016 and each serves as a Deputy Portfolio Manager for another First Investors Fund. Mr. Kranson joined Vontobel in 2007 and has been a portfolio manager at Vontobel since 2013. Mr. Souccar joined Vontobel in 2007 and has been a

portfolio manager at Vontobel since 2016. The same group of investment professionals also manage another First Investors Fund.

Smith Asset Management Group, L.P. (“Smith”) serves as the investment subadviser of the Select Growth Fund. Smith has discretionary trading authority over all of the Fund’s assets, subject to continuing oversight and supervision by FIMCO and the Fund’s Board of Trustees. Smith is located at 100 Crescent Court, Suite 1150, Dallas, TX 75201. Smith is an investment management firm that provides investment services to a diverse list of clients including public funds, endowments, foundations, corporate pension and multi-employer plans. As of December 31, 2017, Smith held investment management authority with respect to approximately \$3.4 billion in assets.

The Select Growth Fund is managed by a team of investment professionals who have an equal role in managing the Fund, including the following: Stephen S. Smith, CFA, Chief Executive Officer and Chief Investment Officer of Smith (1995 to present); John D. Brim, CFA, President (2013 to present) and Portfolio Manager of Smith (1998 to present); and Eivind Olsen, CFA, a Portfolio Manager of Smith (2008 to present). Each investment professional has served as a Portfolio Manager of the Fund since 2007, except for Mr. Olsen, who has served as a Portfolio Manager of the Fund since 2009. The same team of investment professionals also manage another First Investors Fund.

Muzinich & Co., Inc. (“Muzinich”) serves as the investment subadviser of the Fund For Income and a portion of the Balanced Income, Investment Grade, Limited Duration Bond and Total Return Funds. Muzinich has discretionary trading authority over all or each applicable portion of each Fund’s assets, subject to continuing oversight and supervision by FIMCO and the Fund’s Board of Trustees. Muzinich is located at 450 Park Avenue, New York, NY 10022. Muzinich is an institutional asset manager specializing in high yield bond portfolio and other credit-oriented

strategies. As of December 31, 2017, Muzinich managed approximately \$36.5 billion in assets.

Each Fund that is managed in whole or in part by Muzinich is managed by a team of investment professionals who have active roles in managing the Fund, including the following: Clinton Comeaux, Portfolio Manager at Muzinich since 2009; and Bryan Petermann, Portfolio Manager at Muzinich since 2010 and prior thereto, the Managing Director, Head of High Yield, at Pinebridge Investments (f/k/a AIG Investments), for the last 5 years of his tenure (2000-2010). Mr. Comeaux has been a Portfolio Manager of the Fund For Income since 2009 and Mr. Petermann has served as Portfolio Manager of the Fund For Income since 2010. Each investment professional has managed Muzinich’s portion of the Balanced Income, Investment Grade, Limited Duration Bond and Total Return Funds since May 2018 and also manages other First Investors Funds.

Ziegler Capital Management, LLC (“ZCM”) serves as the investment subadviser for the Covered Call Strategy Fund. ZCM has discretionary trading authority over all of the Fund’s assets, subject to continuing oversight and supervision by FIMCO and the Fund’s Board of Trustees. ZCM is a Wisconsin limited liability company with principal offices at 70 West Madison Street, 24th Floor, Chicago, Illinois 60602-4109. ZCM is an investment management firm that serves a wide range of clients including institutions, municipality, pension plans, foundations, endowments, senior living organizations, hospitals and high net worth individuals. ZCM is a wholly-owned subsidiary of Stifel Financial Corp. As of December 31, 2017, ZCM held investment management authority with respect to approximately \$11.5 billion in assets.

Wiley D. Angell and Sean C. Hughes, CFA have served as the Covered Call Strategy Fund’s portfolio managers since inception of the Covered Call Strategy Fund in 2016. Mr. Angell, Senior Portfolio Manager of ZCM, joined ZCM in May 2015. Prior to that, Mr. Angell served as the President and Chief

Investment Officer of Fiduciary Asset Management LLC ("FAMCO") since 2008. Mr. Hughes, Senior Portfolio Manager of ZCM, joined ZCM in May 2015. Prior to that, Mr. Hughes was a Vice President and Portfolio Manager with FAMCO since 2013. Mr. Hughes joined FAMCO in 2005 as a research analyst. Each of these investment professionals also manages other First Investors Funds.

Other Information.

Except for the Government Cash Management Fund, the Statement of Additional Information provides additional information about each portfolio manager's compensation, other accounts managed by the portfolio manager, and the portfolio manager's ownership of securities in a Fund.

The Funds have received an exemptive order from the Securities and Exchange Commission ("SEC"), which permits FIMCO to enter into new or modified subadvisory agreements with existing or new subadvisers that are not affiliated with the Funds or FIMCO without approval of the Funds' shareholders but subject to the approval of the Funds' Board of Trustees and certain other conditions. FIMCO has ultimate responsibility, subject to oversight by the Funds' Board of Trustees, and certain other conditions, to oversee the subadvisers and recommend their hiring, termination and replacement. In the event that a subadviser is added or modified, the prospectus will be supplemented.

The Adviser and each subadviser to the Funds is registered as an investment adviser under the Investment Advisers Act of 1940, as amended.

The following is information about the indices that are used by the Funds in the Average Annual Total Returns tables which are located in "The Funds Summary Section" of this prospectus, as benchmarks for their performance. The indices are unmanaged and not available for direct investment.

■ The Citigroup U.S. Government/Mortgage Index is an unmanaged index that is a combination of the Citigroup U.S. Government Index and the Citigroup Mortgage Index. The Citigroup U.S. Government Index tracks the performance of the U.S. Treasury and U.S. Government-sponsored indices within the Citigroup U.S. Broad Investment Grade Bond Index. The Citigroup Mortgage Index tracks the performance of the mortgage component of the Citigroup U.S. Broad Investment Grade Bond Index, which is comprised of 30- and 15 year GNMA, FNMA and FHLMC pass-throughs and FNMA and FHLMC balloon mortgages.

■ The BofA Merrill Lynch U.S. Corporate Master Index includes publicly-issued, fixed-rate, non-convertible investment grade dollar-denominated, SEC-registered corporate debt having at least one year to maturity and an outstanding par value of at least \$250 million.

■ The BofA Merrill Lynch BB-B U.S. Cash Pay High Yield Constrained Index contains all securities in the BofA Merrill Lynch U.S. Cash Pay High Yield Index rated BB1 through B3, based on an average of Moody's Investment Service, Inc., Standard & Poor's Ratings Services and Fitch Ratings, but caps issuer exposure at 2%.

■ The S&P 500 Index is an unmanaged capitalization-weighted index of 500 stocks designed to measure the performance of the broad domestic economy through changes in the aggregate market value of such stocks, which represent all major industries.

■ The Russell 3000 Growth Index is an unmanaged index that measures the performance of those Russell 3000 Index companies with higher price-to-book ratios and higher forecasted growth values. (The Russell 3000 Index is an unmanaged index that measures the performance of the 3,000 largest U.S. companies based on total market capitalization).

■ The Russell 2000 Index is an unmanaged index that measures the performance of the

small-cap segment of the U.S. equity universe. The Index consists of the smallest 2,000 companies in the Russell 3000 Index (which represents approximately 98% of the investable U.S. equity market).

■ The MSCI EAFE Index (Gross) and the MSCI EAFE Index (Net) are free float-adjusted market capitalization indices that measure developed foreign market equity performance, excluding the U.S. and Canada. The Indices consist of 22 developed market country indices. The MSCI EAFE Index (Gross) is calculated on a total-return basis with maximum possible dividend reinvestment (before taxes). The MSCI EAFE Index (Net) is calculated on a total-return basis with the minimum possible dividend reinvestment (after taxes).

■ The S&P Mid-Cap 400 Index is an unmanaged capitalization-weighted index of 400 stocks designed to measure the performance of the mid-range sector of the U.S. stock market.

■ The Dow Jones U.S. Select REIT Index is a subset of the Dow Jones U.S. Select Real Estate Securities Index and it tracks the performance of publically traded REITs and REIT-like securities.

■ The BofA Merrill Lynch U.S. Corporate, Government & Mortgage Index tracks the performance of U.S. dollar-denominated investment grade debt publicly issued in the U.S. domestic market, including U.S. Treasury quasi-government, corporate and residential mortgage pass-through securities.

■ The BofA Merrill Lynch 1-5 Year U.S. Broad Market Index is a subset of the BofA Merrill Lynch U.S. Broad Market Index, which tracks the performance of U.S. dollar denominated investment grade debt publicly issued in the U.S. domestic market, including U.S. Treasury, quasi-government, corporate, securitized and collateralized securities. The BofA Merrill Lynch 1-5 Year U.S. Broad Market Index includes all securities with a remaining

term to final maturity or an average life less than 5 years.

■ The Russell 1000 Value Index is an unmanaged index that measures the performance of the large-cap value segment of the U.S. equity universe. It includes those Russell 1000 companies with lower price-to-book ratios and lower expected growth values.

■ The Russell 2000 Value Index is an unmanaged index that measures the performance of small-cap value segment of the U.S. equity universe. It includes those Russell 2000 companies with lower price-to-book ratios and lower forecasted growth values.

■ The Cboe S&P 500 BuyWrite Index is a benchmark index designed to show the hypothetical performance of a portfolio that engages in a buy-write strategy using S&P 500 index call options.

Prior Performance of Similar Accounts Managed By ZCM

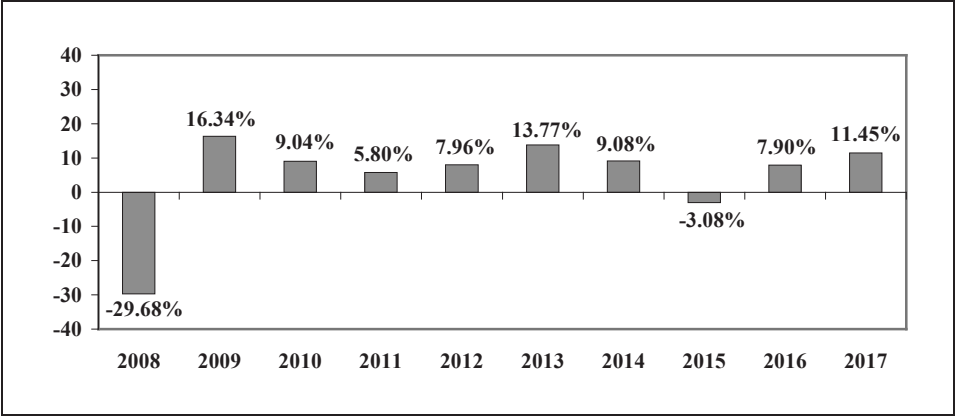
The performance shown below consists of ZCM's Covered Call Composite ("Composite"), which is a composite of accounts managed by ZCM and Fiduciary Asset Management Company ("FAMCO"), that have investment objectives, policies and strategies substantially similar to those of the Covered Call Strategy Fund. ZCM acquired all the assets of FAMCO in May 2015. The inception date of the Composite is January 1, 1997. The performance of the Composite prior to June 1, 2015 reflects the performance during the period when FAMCO was the named investment adviser of the Composite accounts. The bar chart of the Composite shows the total annual returns from year to year over the past ten calendar years. The Composite includes all fully discretionary, fee-paying, actively managed Covered Call accounts that have investment objectives, policies and strategies substantially similar to those of the Covered Call Strategy Fund. The performance information for the Composite has been provided by ZCM and relates to the historical performance of all accounts substantially similarly managed by ZCM and, prior to June 1, 2015, FAMCO, as measured against a broad-based index and also against an index that reflects a buy-write strategy using S&P 500 Index call options.

The performance of the Composite does not represent the historical performance of the Covered Call Strategy Fund and should not be considered indicative of future performance of the Covered Call Strategy Fund. Composite accounts are valued daily on a trade date basis and include dividends and interest as well as all realized and unrealized capital gains and losses. Return calculations at the portfolio level are time-weighted to account for periodic contributions and withdrawals. The time-weighted rate of return is a measure of the compound rate of growth in a portfolio. Performance results are calculated on a before tax, total return basis and performance would have been lower if taxes were included. The Composite returns consist of size-weighted portfolio returns using beginning of period values to weight the portfolio returns. The net of fee returns reflect the deduction of all fees and expenses incurred by a Composite account and, with respect to the accounts that are not registered investment companies, the highest investment management fees charged within the Composite accounts applied on a quarterly basis. The Covered Call Strategy Fund's expenses are higher than the expenses used to calculate the performance of the Composite accounts. Therefore, if the Composite had included the Covered Call Strategy Fund's expenses, the performance of the Composite would have been lower. Certain restrictions imposed by law on registered investment companies such as the Covered Call Strategy Fund, including the diversification requirements imposed by the Investment Company Act of 1940, as amended, and the Internal Revenue Code of 1986, as amended, are not applicable to certain of the accounts included in the Composite and may have adversely affected the performance of the Composite had they been applicable.

The performance of the Composite shown below is based on calculations that are different than the standardized method of calculations required by the SEC that are used to calculate the Covered Call Strategy Fund's performance. If the SEC's standardized methodology had been used to calculate the performance of the Composite, performance would have been lower.

ZCM's Historical Performance of Composite (Net of Fees)

Calendar Year Returns Years Ended December 31



During the periods shown, the highest quarterly return was 12.00% (for the quarter ended December 31, 2011) and the lowest quarterly return was -18.04% (for the quarter ended December 31, 2008).

Average Annual Total Returns For Periods Ended December 31, 2017

	1 Year	5 Years	10 Years	Since Inception
Composite (net of fees before taxes)	11.45%	7.66%	3.96%	6.84%
S&P 500 Index (reflects no deduction for fees, expenses or taxes)	21.83%	15.79%	8.49%	8.31%
Cboe S&P 500 BuyWrite Index (reflects no deduction for fees, expenses or taxes)	13.00%	8.78%	4.89%	7.11%

SHAREHOLDER INFORMATION

How and when do the Funds price their shares?

The share price (which is called “net asset value” or “NAV”) per share for each Fund normally is calculated as of the regularly scheduled close of regular trading on the New York Stock Exchange (“NYSE”) (normally 4:00 p.m. Eastern Time) each day that the NYSE is scheduled to be open (“Business Day”). Shares of each Fund normally will not be priced on the days on which the NYSE is scheduled to be closed for trading, such as on most national holidays and Good Friday. In the event that the NYSE closes early, the share price normally will be determined as of the time of the closing. To calculate the NAV per share, each Fund first values its assets, subtracts its liabilities, and then divides the balance, called net assets, by the number of shares outstanding. Each Fund, except for the Government Cash Management Fund, generally values its investments based upon their last reported sale prices, market quotations, or estimates of value provided by a pricing service as of the time as of which the NAV is calculated (collectively, “current market values”).

If current market values for investments are not readily available, are deemed to be unreliable, or do not appear to reflect significant events that have occurred prior to the time as of which the NAV is calculated, the investments may be valued at fair value prices as determined by the investment adviser of the Funds under procedures that have been approved by the Board of Trustees of the Funds. The Funds may fair value a security due to, among other things, the fact that: (a) a pricing service does not offer a current market value for the security; (b) a current market value furnished by a pricing service is believed to be stale; (c) the security does not open for trading or stops trading and does not resume trading before the time as of which the NAV is calculated, pending some corporate announcement or development; or (d) the

security is illiquid or trades infrequently and its market value is therefore slow to react to information. In such cases, the Fund’s investment adviser will price the security based upon its estimate of the security’s market value using some or all of the following factors: the information that is available as of the time as of which the NAV is calculated, including issuer-specific news; general market movements; sector movements; or movements of similar securities.

Foreign securities are generally priced based upon their market values as of the close of foreign markets in which they principally trade (“closing foreign market prices”). Foreign securities may be priced based upon fair value estimates (rather than closing foreign market prices) provided by a pricing service when price movements in the U.S. subsequent to the closing of foreign markets have exceeded a pre-determined threshold, when foreign markets are closed regardless of movements in the U.S. markets, or when a particular security is not trading at the close of the applicable foreign market. The pricing service, its methodology or threshold may change from time to time. Foreign securities may also be valued at fair value prices as determined by the investment adviser in the event that current market values or fair value estimates from a pricing service are not available.

In the event that a security, domestic or foreign, is priced using fair value pricing, a Fund’s value for that security is likely to be different than the security’s last reported market sale price or quotation. Moreover, fair value pricing is based upon opinions or predictions on how events or information may affect market prices. Thus, different investment advisers may, in good faith and using reasonable procedures, conclude that the same security has a different fair value.

Finally, the use of fair value pricing for one or more securities held by a Fund could cause a Fund's net asset value to be materially different than if the Fund had employed market values in pricing its securities.

Because foreign markets may be open for trading on days that the U.S. markets are closed, the values of securities held by the Funds that trade in markets outside the United States may fluctuate on days that Funds are not open for business and may result in a Fund's portfolio investment being affected on days when shareholders are unable to purchase or redeem shares.

The Government Cash Management Fund values its assets using the amortized cost method which is intended to permit the Fund to maintain a stable \$1.00 NAV per share. The NAV per share of the Government Cash Management Fund could nevertheless decline below \$1.00 per share.

How do I buy and sell shares?

You cannot invest directly in the Funds. Investments in each of the Funds may only be made through a purchase of a variable annuity contract ("contract") or variable life insurance policy ("policy"). The Funds offer their shares, without a sales charge, only for purchase by insurance companies for allocation to their separate accounts (the "Separate Accounts"). Shares of each Fund are purchased by a Separate Account at the Fund's NAV per share next computed after the Funds receive the order from a participating insurance company upon receipt of the premium payment. Each Fund continuously offers its shares at a price equal to the Fund's NAV per share. Initial and subsequent payments allocated to the Funds are subject to the limits applicable to an insurance company's variable annuity contracts and life insurance policies.

Insurance companies redeem shares of the Funds to make benefits and surrender

payments under the terms of the variable annuity contracts and life insurance policies. Redemptions are processed on each Business Day and are effected at each Fund's NAV per share next computed after the Funds receive the order from a participating insurance company upon receipt of a surrender request in acceptable form and in good order.

Payment for redeemed shares will generally be made within two business days, but in no event later than seven days after the Fund's receipt of a redemption request that is in good order. The Funds may not suspend or reject a redemption request that is received in good order or delay payment for a redemption for more than 7 days, except during unusual market conditions affecting the NYSE, in the case of an emergency which makes it impracticable for a Fund to dispose of or value securities it owns or as permitted by the SEC. Generally, the Funds expect to meet redemption requests through their holdings of cash (or cash equivalents) or by selling portfolio securities. The Funds may also consider using interfund lending to meet redemption requests. The Funds may be more likely to use these other methods to meet large redemption requests or during periods of market stress. For additional information about interfund lending, please refer to the Funds' SAI. The Government Cash Management Fund may also suspend redemptions to facilitate orderly liquidation of the Fund as permitted by applicable law.

The Fund or Funds that are available to you depend upon which contract or policy you have purchased. For additional information about how to buy or sell a contract and/or policy and the Funds that are available for the contract or policy you own or are considering, please refer to the prospectus used in connection with the issuance of the contract or policy.

Do the Funds pay compensation to intermediaries?

FIMCO and/or its affiliates (collectively, “FIMCO”) may make payments for marketing and promotional services by insurance companies or their affiliates or other financial intermediaries that offer the Funds as underlying investment options for their variable annuity contracts or life insurance policies. In addition, FIMCO and the Funds may make payments to these insurance companies and their affiliates and other financial intermediaries for administrative, shareholder and related services. Payments that may be made by FIMCO are often referred to as “revenue sharing payments.” The level of such payments may be based on factors that include, without limitation, differing levels or types of services, the expected level of assets or sales of shares, and other factors. Revenue sharing payments are paid by FIMCO from its own resources. Because revenue sharing payments are paid by FIMCO, and not the Funds, the amount of any revenue sharing payments is determined by FIMCO.

Payments may be based on current or past sales of shares of the Funds through the variable annuity contracts and life insurance policies offering the Funds as an investment option, current or historical Fund assets, or a flat fee for specific services provided. In some circumstances, such payments may create an incentive for an insurance company or its affiliates to recommend a particular variable annuity contract or life insurance policy for which the Funds are an underlying investment option, rather than recommend another investment option offered under a particular contract or policy. You may contact your insurance provider for details about revenue sharing payments it may pay or receive.

Can I exchange my shares for the shares of other Funds?

An exchange involves the redemption of shares of a Fund and the purchase of shares of another mutual fund that is an investment option under your variable annuity contract or life insurance policy. Please consult the prospectus for your variable annuity contract or life insurance policy for more information regarding exchange privileges.

What are the Funds’ policies on frequent trading in the shares of the Funds?

With the exception of the Government Cash Management Fund, each Fund is designed for long-term investment purposes and it is not intended to provide a vehicle for frequent trading. The Board of Trustees of the Funds has adopted policies and procedures to detect and prevent frequent trading in the shares of each of the Funds, other than the Government Cash Management Fund. These policies and procedures apply uniformly to all accounts. However, the ability of the Funds to detect and prevent frequent trading in certain accounts, such as omnibus accounts, is limited.

It is the policy of each Fund to decline to accept any new account that the Fund has reason to believe will be used for market timing purposes, based upon the amount invested, the Fund or Funds involved, and the background of the shareholder or broker-dealer involved. Alternatively, a Fund may allow such an account to be opened if it is provided with written assurances that the account will not be used for market timing.

It is the policy of the Funds to monitor activity in existing accounts to detect market-timing activity. The criteria used for monitoring differ depending upon the type of account involved. It is the policy of the Funds to reject, without any prior notice, any purchase or exchange transaction if the Funds believe that the

transaction is part of a market timing strategy. The Funds also reserve the right to reject exchanges that in the Funds' view are excessive, even if the activity does not constitute market timing.

Exchange privileges among underlying investment options are governed by the terms of a variable annuity contract or life insurance policy. A variable annuity contract or life insurance policy may or may not limit the number of exchanges among the available underlying investment options that a contract or policy owner may make. The terms of these contracts and policies, the presence of insurance companies as intermediaries between the Funds and a contract or policy owner, the utilization of Separate Accounts by insurance companies and other factors, such as state insurance laws, may limit the Funds' ability to detect and deter market timing.

If the Funds reject an exchange because it is believed to be part of a market timing strategy or otherwise, neither the redemption nor the purchase side of the exchange will be processed. Alternatively, the Funds may restrict exchange activity that is believed to be part of a market timing strategy or refuse to accept exchange requests via telephone, or any other electronic means.

FIMCO expects all insurance companies that offer the Funds as an investment option under their variable contracts and/or policies to make reasonable efforts to identify and restrict the frequent trading activities of variable contract and/or policy owners indirectly investing in the Funds. FIMCO will seek full cooperation from an insurance company offering the Funds as investment options under its variable contracts or policies to identify any underlying contract or policy owner suspected of market timing.

In certain circumstances, the Funds may rely upon the policy of an insurance company to deter frequent or excessive trading if FIMCO believes that the policy of such insurance company is reasonably designed to detect and deter transactions that are not in the Funds'

best interest. An insurance company's policy relating to frequent or excessive trading may be more or less restrictive than the Funds' policies, may permit certain transactions not permitted by the Funds' policies, or prohibit transactions not subject to the Funds' policies. FIMCO may accept undertakings from an insurance company to enforce frequent or excessive trading policies on behalf of the Funds provided they offer a substantially similar level of protection for the Funds against such transactions.

There is no assurance that the Funds' or an insurance company's policies and procedures will be effective in limiting frequent and excessive trading in all cases. For example, FIMCO may not be able to effectively monitor, detect or limit frequent or excessive trading by underlying contract or policy owners that occurs through insurance company separate accounts. If FIMCO has reason to suspect that frequent or excessive trading is occurring at the Separate Account level, FIMCO will contact the insurance company to request underlying contract holder activity. If frequent or excessive trading is identified, FIMCO will take appropriate action.

In the case of all the Funds, to the extent that the policies of the Funds or an insurance company are not successful in detecting and preventing frequent trading in the shares of the Funds, frequent trading may: (a) interfere with the efficient management of the Funds by, among other things, causing the Funds to hold extra cash or to sell securities to meet redemptions; (b) increase portfolio turnover, brokerage expenses, and administrative costs; and (c) harm the performance of the Funds, particularly for long-term shareholders who do not engage in frequent trading.

In the case of the Funds that invest in high yield bonds and or floating rate loans, the risk of frequent trading includes the risk that investors may attempt to take advantage of the fact that high yield bonds and floating rate loans generally trade infrequently and therefore their prices are slow to react to information. To the extent that these policies

are not successful in preventing a shareholder from engaging in market timing, it may cause dilution in the value of the shares held by other shareholders.

In the case of the Funds that invest in stocks of small-size and/or mid-size companies, the risk of frequent trading includes the risk that investors may attempt to take advantage of the fact that stocks of small-size and/or mid-size companies may trade infrequently and thus their prices may be slow to react to information. To the extent that these policies are not successful in preventing a shareholder from engaging in market timing, it may cause dilution in the value of the shares held by other shareholders.

In the case of the Funds that invest in foreign securities, the risks of frequent trading include the risk of time zone arbitrage. Time zone arbitrage occurs when shareholders attempt to take advantage of the fact that the valuation of foreign securities held by a Fund may not reflect information or events that have occurred after the close of the foreign markets on which such securities principally trade but before the time as of which the NAV is calculated. To the extent that these policies are not successful in preventing a shareholder from engaging in time zone arbitrage, it may cause dilution in the value of the shares held by other shareholders.

The Funds' policies on frequent trading are separate from any insurance company's policies and procedures applicable to variable annuity contract or life insurance policy owner transactions. The variable annuity contract or life insurance policy prospectus may contain a description of the insurance company's policies and procedures with respect to excessive or frequent trading. You may wish to contact the insurance company to determine the policies applicable to your account.

What about dividends and other distributions?

The Separate Accounts, which own the shares of the Funds, will receive all dividends and other distributions paid by the Funds. As described in the applicable Separate Account prospectus, all dividends and other distributions are reinvested by the Separate Account in additional shares of the distributing Fund unless we are informed by the applicable insurance company that they should be paid out in cash.

Except for the Government Cash Management Fund, to the extent that a Fund has net investment income it will declare and pay, on an annual basis, dividends from net investment income. To the extent that the Government Cash Management Fund has net investment income, it will declare daily and pay monthly dividends from net investment income. Each Fund will distribute any net realized capital gains on an annual basis, usually after the end of its taxable year. The Government Cash Management Fund does not expect to realize any long-term capital gains.

What about taxes?

Each Fund currently sells its shares only to participating insurance companies for allocation to their separate accounts. Accordingly, you generally will not be subject to federal income tax as the result of purchases or redemptions or exchanges of Fund shares by a Separate Account, or Fund dividend or other distributions it receives. However, there may be tax consequences associated with investing in contract or policy for which the Funds are investment options. Please see the applicable prospectus provided in connection with the issuance of the contract or policy.

Additional Information

The First Investors Life Series Funds (the "Trust") enters into contractual arrangements with various parties, including among others, the Funds' investment adviser, sub-adviser(s) (if applicable), custodian and transfer agent who provide services to the Funds.

Contractowners and policy holders are not parties to any such contractual arrangements or intended beneficiaries of those contractual arrangements, and those contractual arrangements are not intended to create in any contractowner or policy holder any right to enforce them against the service providers or to seek any remedy under them against the service providers, either directly or on behalf of the Trust.

This prospectus provides information concerning the Funds that you should consider in making allocation decisions. Neither this prospectus nor the SAI is intended, or should be read, to be or give rise to an agreement or contract between the Trust, the Trustees or any First Investors Fund and any investor, or to give rise to any rights in any contractowner or policy holder or other person other than any rights under federal or state law that may not be waived. Nothing contained in this Prospectus or SAI is intended to provide investment advice and should not be construed as investment advice.

Residents of Texas who own shares of a Fund have the option of providing the name and mailing or e-mail address of a person designated by them to receive any notice required under Texas law regarding Fund shares valued at more than \$250 that are presumed to be abandoned. The Designation of Representative for Notice Request Form can be found on the Texas Comptroller's website. Contact your Representative or financial intermediary for additional information or assistance.

Cybersecurity issues may impact a Fund, its service providers, and shareholders' ability to transact with a Fund, may be negatively impacted due to operational risks arising from, among other problems, human errors, systems and technology disruptions or failures, or cybersecurity incidents. Cybersecurity incidents may allow an unauthorized party to gain access to Fund assets, customer data, or proprietary information, or cause a Fund or its service providers, as well as the securities trading venues and their service providers, to

suffer data corruption or lose operational functionality. It is not possible for service providers to identify all of the operational risks that may affect a Fund or to develop processes and controls to completely eliminate or mitigate their occurrence or effects. The Funds' SAI includes more information regarding cybersecurity issues.

FINANCIAL HIGHLIGHTS

The financial highlights tables are intended to help you understand the financial performance of each Fund for the years indicated. The following tables set forth the per share data for each fiscal year ended December 31. Certain information reflects financial results for a single Fund share. The total returns in the tables represent the rates that an investor would have earned (or lost) on an investment in each Fund (assuming reinvestment of all dividends and other distributions). The information has been audited by Tait, Weller & Baker LLP, an independent registered public accounting firm, whose report, along with the Funds' financial statements, is included in the Funds' Statement of Additional Information, which is available for free upon request and on our website at www.foresters.com.

The financial statements included in the Funds' annual report are incorporated herein by reference.

Per Share Data

	Net Asset Value at Beginning of Year	Income from Investment Operations			Less Distributions from		
		Net Investment Income (Loss)	Net Realized and Unrealized Loss on Investments	Total from Investment Operations	Net Investment Income	Net Realized Gains	Total Distributions
Balanced Income							
2015*	\$10.00	___ ^b	\$(.17)	\$(.17)	\$___	\$___	\$___
2016	9.83	.13 ^b	.53	.66	___	___	___
2017	10.49	.22 ^b	.77	.99	.12	.12	.24
Covered Call Strategy							
2016~	\$10.00	\$.07 ^b	\$.46	\$.53	___	___	___
2017	10.53	.14 ^b	1.02	1.16	.04	___	.04

* For the period November 2, 2015 (commencement of operations) to December 31, 2015.

** For the period May 2, 2016 (commencement of operations) to December 31, 2016.

† The effect of fees and charges incurred at the separate account level are not reflected in these performance figures. If they were included, the performance figures would be less than shown.

†† Net of expenses waived or assumed by the Adviser.

a The ratios do not include a reduction of expenses from cash balances that may be maintained with the Bank of New York Mellon or from brokerage service arrangements.

b Based on average shares during the period.

c Annualized.

d Not Annualized.

	Total Return	Ratios/Supplemental Data					
Net Asset Value at End of Year	Total Return† (%)	Net Assets at End of Year (in Millions)	Ratio to Average Net Assets††		Ratio to Average Net Assets Before Expenses Waived or Assumed		Portfolio Turnover Rate (%)
			Expenses Before Fee Credits ^a (%)	Net Investment Loss (%)	Expenses ^a (%)	Net Investment Loss (%)	
Balanced Income							
\$9.83	(1.70) ^d	\$5	3.10 ^c	(.70) ^c	3.25 ^c	(.85) ^c	26 ^d
10.49	6.71	9	1.51	1.31	1.66	1.16	101
11.24	9.57	7	1.00	2.05	1.15	1.90	79
Covered Call Strategy							
\$10.53	5.30 ^d	\$10	1.73 ^c	.97 ^c	N/A	N/A	96 ^d
11.65	11.07	11	1.06	1.26	N/A	N/A	143

FIRST INVESTORS LIFE SERIES FUNDS

Per Share Data

	Net Asset Value at Beginning of Year	Income from Investment Operations			Less Distributions from		
		Net Investment Income	Net Realized and Unrealized Gain (Loss) on Investments	Total from Investment Operations	Net Investment Income	Net Realized Gains	Total Distributions
Equity Income							
2013	\$16.36	\$.36	\$4.55	\$4.91	\$.38	\$__	\$.38
2014	20.89	.35	1.28	1.63	.36	.87	1.23
2015	21.29	.40 ^b	(.58)	(.18)	.35	.75	1.10
2016	20.01	.42 ^b	2.03	2.45	.40	.70	1.10
2017	21.36	.40 ^b	2.81	3.21	.42	.51	.93
Fund For Income							
2013	\$6.81	\$.36	\$.09	\$.45	\$.42	__	\$.42
2014	6.84	.34	(.28)	.06	.37	__	.37
2015	6.53	.30 ^b	(.40)	(.10)	.36	__	.36
2016	6.07	.30 ^b	.34	.64	.35	__	.35
2017	6.36	.30 ^b	.12	.42	.33	__	.33

† The effect of fees and charges incurred at the separate account level are not reflected in these performance figures. If they were included, the performance figures would be less than shown.

†† Net of expenses waived or assumed by the Adviser.

a The ratios do not include a reduction of expenses from cash balances that may be maintained with the Bank of New York Mellon or from brokerage service arrangements.

b Based on average shares during the period.

	Total Return	Ratios/Supplemental Data					
Net Asset Value at End of Year	Total Return† (%)	Net Assets at End of Year (in Millions)	Ratio to Average Net Assets†† Expenses Before Fee Credits ^a (%) Net Investment Income (%)		Ratio to Average Net Assets Before Expenses Waived or Assumed Expenses ^a (%) Net Investment (Loss)(%)		Portfolio Turnover Rate (%)
Equity Income							
\$20.89	30.53	\$99	.82	1.97	N/A	N/A	31
21.29	8.26	110	.81	1.76	N/A	N/A	25
20.01	(1.03)	107	.81	1.97	N/A	N/A	24
21.36	13.28	117	.81	2.09	N/A	N/A	20
23.64	15.52	130	.80	1.81	N/A	N/A	18
Fund For Income							
\$6.84	6.88	\$95	.88	5.37	N/A	N/A	56
6.53	.79	99	.85	4.88	N/A	N/A	41
6.07	(1.85)	95	.86	4.86	N/A	N/A	45
6.36	11.12	101	.89	4.85	N/A	N/A	56
6.45	6.82	106	.89	4.70	N/A	N/A	66

FIRST INVESTORS LIFE SERIES FUNDS

Per Share Data

	Net Asset Value at Beginning of Year	Income from Investment Operations			Less Distributions from		
		Net Investment Income	Net Realized and Unrealized Gain (Loss) on Investments	Total from Investment Operations	Net Investment Income	Net Realized Gains	Total Distributions
Government							
2013	\$10.42	\$.18	\$(.43)	\$(.25)	\$.27	—	\$.27
2014	9.90	.18	.13	.31	.26	—	.26
2015	9.95	.16 ^b	(.15)	.01	.23	—	.23
2016	9.73	.14 ^b	(.09)	.05	.21	—	.21
2017	9.57	.15 ^b	(.01)	.14	.18	—	.18
Government Cash Management							
2013	\$1.00	—	—	—	\$—	—	\$—
2014	1.00	—	—	—	—	—	—
2015	1.00	— ^b	—	—	—	—	—
2016	1.00	— ^b	—	—	—	—	—
2017	1.00	— ^b	—	—	.00 ^d	—	.00 ^d

[†] The effect of fees and charges incurred at the separate account level are not reflected in these performance figures. If they were included, the performance figures would be less than shown.

^{††} Net of expenses waived or assumed by the Adviser.

^a The ratios do not include a reduction of expenses from cash balances that may be maintained with the Bank of New York Mellon or from brokerage service arrangements.

^b Based on average shares during the period.

^c For each of the periods shown, FIMCO voluntarily waived advisory fees to limit the Fund's overall expense ratio to .60% and for the years 2013 to 2016 FIMCO assumed other expenses to prevent a negative yield on the Fund's shares.

^d Due to rounding the amount is less than .005 per share.

	Total Return	Ratios/Supplemental Data					
Net Asset Value at End of Year	Total Return† (%)	Net Assets at End of Year (in Millions)	Ratio to Average Net Assets††		Ratio to Average Net Assets Before Expenses Waived or Assumed		Portfolio Turnover Rate (%)
			Expenses Before Fee Credits ^a (%)	Net Investment Income (%)	Expenses ^a (%)	Net Investment (Loss)(%)	
Government							
\$9.90	(2.47)	\$30	.76	1.76	.91	1.61	118
9.95	3.14	31	.74	1.82	.89	1.67	103
9.73	.04	30	.75	1.62	.90	1.47	87
9.57	.48	29	.75	1.38	.90	1.23	95
9.53	1.53	28	.75	1.58	.90	1.43	42
Government Cash Management							
\$1.00	.00	\$11	.10 ^c	.00	.99	(.89)	N/A
1.00	.00	10	.08 ^c	.00	.99	(.91)	N/A
1.00	.00	14	.13 ^c	.00	1.09	(.96)	N/A
1.00	.00	10	.38 ^c	.00	1.15	(.78)	N/A
1.00	.26	9	.60 ^c	.25	1.19	(.34)	N/A

Per Share Data

	Net Asset Value at Beginning of Year	Income from Investment Operations			Less Distributions from		
		Net Investment Income	Net Realized and Unrealized Gain (Loss) on Investments	Total from Investment Operations	Net Investment Income	Net Realized Gains	Total Distributions
Growth & Income							
2013	\$33.08	\$.53	\$11.89	\$12.42	\$.61	\$__	\$.61
2014	44.89	.54	2.82	3.36	.53	.29	.82
2015	47.43	.60 ^b	(1.87)	(1.27)	.55	2.50	3.05
2016	43.11	.69 ^b	3.08	3.77	.61	2.09	2.70
2017	44.18	.66 ^b	7.09	7.75	.71	1.77	2.48
International							
2013	\$19.57	\$.24	\$1.08	\$1.32	\$.27	__	\$.27
2014	20.62	.23	.26	.49	.23	__	.23
2015	20.88	.26 ^b	.47	.73	.23	__	.23
2016	21.38	.27 ^b	(1.17)	(.90)	.26	__	.26
2017	20.22	.22 ^b	6.38	6.60	.25	__	.25

[†] The effect of fees and charges incurred at the separate account level are not reflected in these performance figures. If they were included, the performance figures would be less than shown.

^{††} Net of expenses waived or assumed by the Adviser.

^a The ratios do not include a reduction of expenses from cash balances that may be maintained with the Bank of New York Mellon or from brokerage service arrangements.

^b Based on average shares during the period.

	Total Return	Ratios/Supplemental Data					
Net Asset Value at End of Year	Total Return† (%)	Net Assets at End of Year (in Millions)	Ratio to Average Net Assets†† Expenses Before Fee Credits ^a (%) Net Investment Income (%)		Ratio to Average Net Assets Before Expenses Waived or Assumed Expenses ^a (%) Net Investment Income (%)		Portfolio Turnover Rate (%)
Growth & Income							
\$44.89	38.06	\$474	.79	1.34	N/A	N/A	23
47.43	7.65	493	.78	1.18	N/A	N/A	21
43.11	(3.12)	457	.78	1.33	N/A	N/A	23
44.18	9.88	475	.79	1.67	N/A	N/A	21
49.45	18.28	532	.78	1.45	N/A	N/A	17
International							
\$20.62	6.77	\$128	.92	1.21	N/A	N/A	35
20.88	2.39	131	.92	1.10	N/A	N/A	28
21.38	3.49	134	.87	1.22	N/A	N/A	27
20.22	(4.20)	124	.87	1.28	N/A	N/A	37
26.57	32.96	160	.84	.90	N/A	N/A	29

FIRST INVESTORS LIFE SERIES FUNDS

Per Share Data

	Net Asset Value at Beginning of Year	Income from Investment Operations			Less Distributions from		
		Net Investment Income (Loss)	Net Realized and Unrealized Gain (Loss) on Investments	Total from Investment Operations	Net Investment Income	Net Realized Gains	Total Distributions
Investment Grade							
2013	\$11.57	\$.42	\$ (.51)	\$ (.09)	\$.45	—	\$.45
2014	11.03	.42	.21	.63	.46	—	.46
2015	11.20	.34 ^b	(.37)	(.03)	.47	—	.47
2016	10.70	.33 ^b	.15	.48	.45	—	.45
2017	10.73	.31 ^b	.18	.49	.42	—	.42
Limited Duration Bond							
2014*	\$10.00	\$ (.13)	\$ (.13)	\$ (.26)	\$ —	—	\$ —
2015	9.74	.01 ^b	(.06)	(.05)	—	—	—
2016	9.69	(.03) ^b	.09	.06	.09	—	.09
2017	9.66	.10 ^b	.02	.12	.17	—	.17

* For the period July 1, 2014 (commencement of operations) to December 31, 2014.

† The effect of fees and charges incurred at the separate account level are not reflected in these performance figures. If they were included, the performance figures would be less than shown.

†† Net of expenses waived or assumed by the Adviser.

a The ratios do not include a reduction of expenses from cash balances that may be maintained with the Bank of New York Mellon or from brokerage service arrangements.

b Based on average shares during the period.

c Annualized.

d Not annualized.

	Total Return	Ratios/Supplemental Data					
Net Asset Value at End of Year	Total Return† (%)	Net Assets at End of Year (in Millions)	Ratio to Average Net Assets††		Ratio to Average Net Assets Before Expenses Waived or Assumed		Portfolio Turnover Rate (%)
			Expenses Before Fee Credits ^a (%)	Net Investment Income (Loss) (%)	Expenses ^a (%)	Net Investment Income (Loss)(%)	
Investment Grade							
\$11.03	(.80)	\$59	.70	3.49	.85	3.34	39
11.20	5.86	63	.69	2.78	.84	2.63	45
10.70	(.35)	62	.68	3.12	.83	2.97	37
10.73	4.65	64	.68	3.02	.83	2.87	40
10.80	4.72	66	.68	2.93	.83	2.78	60
Limited Duration Bond							
\$9.74	(2.60) ^d	\$3	5.82 ^c	(4.25) ^c	5.97 ^c	(4.40) ^c	11 ^d
9.69	(.51)	6	1.44	.11	1.59	(.04)	94
9.66	.64	8	1.06	(.34)	1.21	(.49)	78
9.61	1.26	7	1.01	1.09	1.16	.94	82

FIRST INVESTORS LIFE SERIES FUNDS

Per Share Data

	Net Asset Value at Beginning of Year	Income from Investment Operations			Less Distributions from		
		Net Investment Income	Net Realized and Unrealized Gain (Loss) on Investments	Total from Investment Operations	Net Investment Income	Net Realized Gains	Total Distributions
Opportunity							
2013	\$10.06	\$(.04)	\$4.06	\$4.02	\$__	\$__	\$__
2014	14.08	.03	.78	.81	__	.01	.01
2015	14.88	.08 ^b	(.20)	(.12)	.03	__	.03
2016	14.73	.12 ^b	1.09	1.21	.07	__	.07
2017	15.87	.10 ^b	2.90	3.00	.11	__	.11
Real Estate Fund							
2015 [*]	\$10.00	\$.09 ^b	\$.06	\$.15	\$__	\$__	\$__
2016	10.15	.18 ^b	.48	.66	.07	.06	.13
2017	10.68	.33 ^b	(.19)	.14	.15	.23	.38

* For the period May 1, 2015 (commencement of operations) to December 31, 2015.

† The effect of fees and charges incurred at the separate account level are not reflected in these performance figures. If they were included, the performance figures would be less than shown.

†† Net of expenses waived or assumed by the Adviser.

a The ratios do not include a reduction of expenses from cash balances that may be maintained with the Bank of New York Mellon or from brokerage service arrangements.

b Based on average shares during the period.

c Annualized.

d Not Annualized.

	Total Return	Ratios/Supplemental Data					
Net Asset Value at End of Year	Total Return† (%)	Net Assets at End of Year (in Millions)	Ratio to Average Net Assets††		Ratio to Average Net Assets Before Expenses Waived or Assumed		Portfolio Turnover Rate (%)
			Expenses Before Fee Credits ^a (%)	Net Investment Income (%)	Expenses ^a (%)	Net Investment Income (%)	
Opportunity							
\$14.08	39.96	\$14	2.28	(.79)	N/A	N/A	32
14.88	5.73	27	1.01	.31	N/A	N/A	31
14.73	(.81)	40	.89	.53	N/A	N/A	45
15.87	8.26	53	.87	.83	N/A	N/A	31
18.76	19.00	70	.84	.59	N/A	N/A	30
Real Estate Fund							
\$10.15	1.50 ^d	\$5	2.27 ^c	1.40 ^c	N/A	N/A	17 ^d
10.68	6.57	8	1.34	1.72	N/A	N/A	39
10.44	1.27	7	1.11	3.18	N/A	N/A	43

FIRST INVESTORS LIFE SERIES FUNDS

Per Share Data

	Net Asset Value at Beginning of Year	Income from Investment Operations			Less Distributions from		
		Net Investment Income (Loss)	Net Realized and Unrealized Gain (Loss) on Investments	Total from Investment Operations	Net Investment Income	Net Realized Gains	Total Distributions
Select Growth							
2013	\$9.58	\$.04	\$3.12	\$3.16	\$.05	\$__	\$.05
2014	12.69	.05	1.66	1.71	.05	.01	.06
2015	14.34	.09 ^b	.38	.47	.05	.78	.83
2016	13.98	.08 ^b	.36	.44	.09	.96	1.05
2017	13.37	.06 ^b	3.97	4.03	.08	1.45	1.53
Special Situations							
2013	\$31.57	\$.19	\$9.11	\$9.30	\$.34	\$1.56	\$1.90
2014	38.97	.22	1.82	2.04	.18	6.61	6.79
2015	34.22	.18 ^b	(.27)	(.09)	.22	1.51	1.73
2016	32.40	.33 ^b	4.28	4.61	.18	2.19	2.37
2017	34.64	.15 ^b	6.06	6.21	.33	.44	.77

† The effect of fees and charges incurred at the separate account level are not reflected in these performance figures. If they were included, the performance figures would be less than shown.

†† Net of expenses waived or assumed by the Adviser.

a The ratios do not include a reduction of expenses from cash balances that may be maintained with the Bank of New York Mellon or from brokerage service arrangements.

b Based on average shares during the period.

	Total Return	Ratios/Supplemental Data					
Net Asset Value at End of Year	Total Return† (%)	Net Assets at End of Year (in Millions)	Ratio to Average Net Assets††		Ratio to Average Net Assets Before Expenses Waived or Assumed		Portfolio Turnover Rate (%)
			Expenses Before Fee Credits ^a (%)	Net Investment Income (Loss)(%)	Expenses ^a (%)	Net Investment Income (%)	
Select Growth							
\$12.69	33.15	\$35	.85	.43	N/A	N/A	64
14.34	13.53	44	.83	.43	N/A	N/A	37
13.98	3.21	48	.83	.65	N/A	N/A	43
13.37	4.04	52	.83	.61	N/A	N/A	64
15.87	32.80	70	.81	.40	N/A	N/A	52
Special Situations							
\$38.97	30.88	\$201	.82	.53	N/A	N/A	108
34.22	6.30	209	.80	.66	N/A	N/A	41
32.40	(.52)	202	.80	.52	N/A	N/A	46
34.64	16.10	224	.81	1.06	N/A	N/A	31
40.08	18.26	256	.80	.40	N/A	N/A	38

Per Share Data

	Net Asset Value at Beginning of Year	Income from Investment Operations			Less Distributions from		
		Net Investment Income (Loss)	Net Realized and Unrealized Gain (Loss) on Investments	Total from Investment Operations	Net Investment Income	Net Realized Gains	Total Distributions
Total Return							
2013	\$9.93	\$__	\$1.69	\$1.69	\$__	__	\$__
2014	11.62	.09	.60	.69	.01	__	.01
2015	12.30	.15 ^b	(.34)	(.19)	.13	__	.13
2016	11.98	.18 ^b	.59	.77	.17	__	.17
2017	12.58	.18 ^b	1.28	1.46	.21	__	.21

[†] The effect of fees and charges incurred at the separate account level are not reflected in these performance figures. If they were included, the performance figures would be less than shown.

^{††} Net of expenses waived or assumed by the Adviser.

^a The ratios do not include a reduction of expenses from cash balances that may be maintained with the Bank of New York Mellon or from brokerage service arrangements.

^b Based on average shares during the period.

	Total Return	Ratios/Supplemental Data					
Net Asset Value at End of Year	Total Return† (%)	Net Assets at End of Year (in Millions)	Ratio to Average Net Assets††		Ratio to Average Net Assets Before Expenses Waived or Assumed		Portfolio Turnover Rate (%)
			Expenses Before Fee Credits ^a (%)	Net Investment Income (Loss) (%)	Expenses ^a (%)	Net Investment Income (%)	
Total Return							
\$11.62	17.02	\$13	1.93	.16	N/A	N/A	14
12.30	5.97	29	.96	.96	N/A	N/A	53
11.98	(1.61)	37	.89	1.20	N/A	N/A	39
12.58	6.62	40	.89	1.45	N/A	N/A	67
13.83	11.75	48	.86	1.39	N/A	N/A	48

This page intentionally left blank.

LIFE SERIES FUNDS

Balanced Income
Covered Call Strategy
Equity Income
Fund For Income
Government
Government Cash Management
Growth & Income
International
Investment Grade
Limited Duration Bond
Opportunity
Real Estate
Select Growth
Special Situations
Total Return

For more information about the Funds, the following documents are available for free upon request:

Annual/Semi-Annual Reports (Reports):

Additional information about each Fund's investments is available in the Fund's annual and semi-annual reports to shareholders. These Reports include the portfolio holdings of each Fund. In each Fund's annual report, you will find a discussion of the market conditions and investment strategies that significantly affected the Fund's performance during the period. The financial statements included in the Funds' annual report are incorporated by reference into this prospectus.

Statement of Additional Information (SAI):

The SAI provides more detailed information about the Funds and is incorporated by reference into this prospectus.

To obtain free copies of the Reports and the SAI or to obtain other information, you may visit our website at: foresters.com or contact the Funds at:

Foresters Financial Services, Inc.
Raritan Plaza I
Edison, NJ 08837-3620
Telephone: 800 423 4026

You can review and copy Fund documents (including the Reports and the SAI) at the Public Reference Room of the SEC in Washington, D.C. You can also obtain copies of Fund documents after paying a duplicating fee (i) by writing to the Public Reference Section of the SEC, Washington, D.C. 20549-1520 or (ii) by electronic request at publicinfo@sec.gov. To find out more, call the SEC at 1 (202) 551-8090. Electronic versions of Fund documents can be viewed online or downloaded from the EDGAR database on the SEC's Internet website at <http://www.sec.gov>.

(Investment Company Act File No. 811-04325)



Foresters Life Insurance and Annuity Company
40 Wall Street
New York, NY 10005
212 858 8200

LIFE325